

State of Illinois



Traditional Budgetary Financial Report

Fiscal Year 2003

T A B L E O F C O N T E N T S

	Page
FISCAL YEAR 2003 TRADITIONAL BUDGETARY FINANCIAL REPORT	
Illinois Funds System.....	3
General Funds	
General Funds Revenues.....	4
Twenty Year History of Revenues.....	4
Analysis of Revenues.....	5
Where the Fiscal Year 2003 Dollar Came From.....	6
Fifty Year History of Cash Receipts from State Sources.....	7
General Funds Expenditures.....	8
Twenty Year History of Expenditures.....	8
Analysis of Expenditures.....	9
Where the Fiscal Year 2003 Dollar Was Spent.....	10
General Funds Summary of Transactions.....	11
Twenty Year History of Month End Available Cash Balances.....	12
Appropriated Funds	
Appropriated Funds Revenues.....	13
Analysis of Revenues.....	14
Appropriated Funds Expenditures.....	15
Analysis of Warrants Issued.....	16
Appropriated Funds Summary of Transactions.....	17
Ten Year History of Cash Receipts, Appropriations, and Warrants Issued by Fund Group....	18
All Funds Summary of Transactions.....	19
Independent Auditors' Report.....	20-21
Financial Statements and Supplemental Schedules	
Statement of Fund Balances - Budgetary Basis.....	23
Statement of Receipts and Expenditures - Budgetary Basis.....	24
Notes to Financial Statements.....	25-27
Schedule of Changes in Fund Balances - Appropriated Funds - Budgetary Basis.....	28-38
Schedule of Changes in Fund Balances - Non-Appropriated Funds - Budgetary Basis.....	39-41
Schedule of Appropriations, Expenditures, and Lapsed Balances - Budgetary Basis.....	42-51



I L L I N O I S ' F U N D S S Y S T E M

There were 619 active individual funds in the Comptroller's Statewide Accounting Management System (SAMS) at the end of fiscal year 2003.

For reporting purposes, these funds are segregated into two major categories - Appropriated Funds and Non-Appropriated Funds.

The Appropriated Funds category is further broken down into eight related fund groups - general, highway, special state, bond financed, debt service, federal trust, revolving, and state trust funds. Historically, the general funds and special state funds have both included individual funds which have not had appropriations (authority to spend) but were considered to be either supporting expenditures from another appropriated fund or subject to appropriation. Several individual funds in the special state, federal trust, and state trust funds groups also reflect spending from both appropriation and no appropriation accounts pursuant to Statute.

The Non-Appropriated Funds category is composed of federal trust funds and state trust funds.

In fiscal year 2003, appropriations totaling \$57.672 billion from 475 individual funds were passed by the General Assembly and approved by the Governor. Total warrants issued (actual spending) charged to these appropriations were \$45.592 billion with another \$1.902 billion issued against no appropriation accounts under the Appropriated Funds category.

The State's largest and most important fund group is the General Funds. Appropriations from the General Funds in fiscal year 2003 were \$22.335 billion or 38.7% of total appropriations from all funds. Warrants charged against these appropriations were \$21.909 billion or 48.1% of total warrants issued against all appropriations.

This Report is divided into two sections. The first section looks at transactions in the General Funds, followed by transactions in Appropriated Funds (including General Funds) as these funds represent the "Illinois State Budget". At the end of this section is a summary of transactions in all funds (Appropriated and Non-Appropriated).

The second section of the Report consists of the financial statements prepared on a budgetary basis.

GENERAL FUNDS REVENUES

TOTAL GENERAL FUNDS REVENUES IN FISCAL YEAR 2003 WERE \$24.987 BILLION

56.6% of General Funds revenues came from the two major tax sources.

32.3% or \$8.079 billion came from the state income taxes - individual (\$7.341 billion or 29.4%) and corporate (\$738 million or 2.9%). The Education Assistance Fund receives 7.3% of net income taxes (\$590 million in fiscal year 2003).

24.3% or \$6.059 billion came from the state sales taxes.

Of the remaining 43.4% of General Funds revenues:

15.8% came from federal sources (\$3.940 billion) with the major part representing reimbursements for health and social services spending.

27.6% or \$6.909 billion came from other state sources including short-term borrowing (\$1.675 billion), public utility taxes (\$1.006 billion), transfers from the State Gaming Fund (\$553 million), transfers in from the Lottery Fund (\$540 million), cigarette taxes (\$400 million), Cook County intergovernmental transfer (\$355 million), insurance tax and fees (\$313 million), transfer from the Pension Contribution Fund (\$300 million) inheritance taxes (\$237 million), and a transfer from the Budget Stabilization Fund (\$226 million).

Total General Funds revenues in fiscal year 2003 were \$1.382 billion or 5.9% more than comparable total revenues in fiscal year 2002. The average annual increase over the last twenty fiscal years was \$828 million including the high of \$1.690 billion in fiscal year 1999 and the decline in fiscal year 2002 being the low. The average annual increase over the past five fiscal years was \$1.001 billion. Base revenues (excluding borrowing short-term and from the Budget Stabilization Fund) decreased for the second year in a row, declining \$293 million or 1.3%. The average annual increase in base revenues over the past five years was \$620 million.

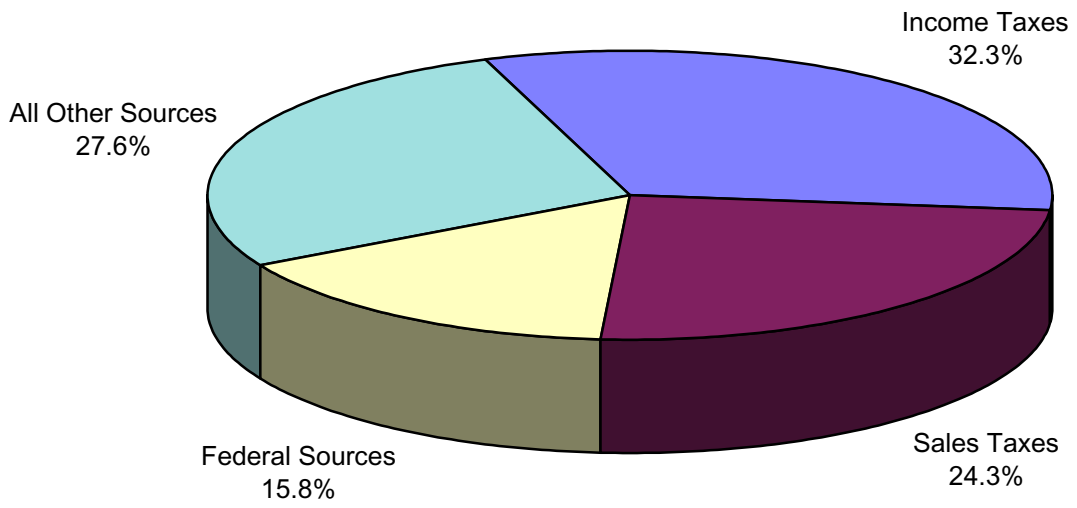
TWENTY YEAR HISTORY GENERAL FUNDS REVENUES (millions)

Fiscal Year	Total Revenues	Change	
		Amount	Percent
1984	\$ 9,707	\$+1,270	+15.1%
1985	10,317	+610	+6.3
1986	10,583	+266	+2.6
1987	11,057	+474	+4.5
1988	11,620	+563	+5.1
1989	12,133	+513	+4.4
1990	12,841	+708	+5.8
1991	13,261	+420	+3.3
1992	14,217	+956	+7.2
1993	15,050	+833	+5.9
1994	16,186	+1,136	+7.5
1995	17,302	+1,116	+6.9
1996	18,136	+834	+4.8
1997	18,854	+718	+4.0
1998	19,984	+1,130	+6.0
1999	21,674	+1,690	+8.5
2000	23,250	+1,576	+7.3
2001	24,106	+856	+3.7
2002	23,605	-501	-2.1
2003	24,987	+1,382	+5.9

GENERAL FUNDS ANALYSIS OF REVENUES
(millions)

	FY 1999	FY 2000	FY 2001	FY 2002	FY 2003	FY 2003		FY 2003 Where the Dollar Came From
						Increase Amount	or Decrease Percent	
STATE SOURCES:								
CASH RECEIPTS:								
Income Taxes								
Individual.....	\$ 7,226	\$ 7,686	\$ 7,996	\$ 7,471	\$ 7,341	\$ (130)	(1.7) %	
Corporate.....	<u>1,121</u>	<u>1,237</u>	<u>1,036</u>	<u>803</u>	<u>738</u>	<u>(65)</u>	<u>(8.1)</u>	
Total, Income Taxes.....	8,347	8,923	9,032	8,274	8,079	(195)	(2.4)	32.3 %
Sales Taxes.....	5,609	6,027	5,958	6,051	6,059	8	0.1	24.3
Short-Term Borrowing.....	0	0	0	0	1,675	1,675	N/A	6.7
Other Sources								
Public Utility Taxes.....	1,019	1,116	1,146	1,104	1,006	(98)		
Cigarette Taxes.....	403	400	400	400	400	0		
Cook County Intergovernmental Transfer	218	245	245	245	355	110		
Insurance Tax & Fees.....	208	209	246	272	313	41		
Inheritance Tax (gross).....	347	348	361	329	237	(92)		
Corporate Franchise Tax & Fees.....	117	139	146	159	142	(17)		
Liquor Gallonage Taxes & Fees.....	58	128	124	123	123	0		
Investment Income.....	212	233	274	135	66	(69)		
Other Taxes, Licenses, Fees & Earnings	227	231	441	550	383	(167)		
Total, Other Sources.....	<u>2,809</u>	<u>3,049</u>	<u>3,383</u>	<u>3,317</u>	<u>3,025</u>	<u>(292)</u>	<u>(8.8)</u>	<u>12.1</u>
TOTAL, CASH RECEIPTS.....	\$ 16,765	\$ 17,999	\$ 18,373	\$ 17,642	\$ 18,838	\$ 1,196	6.8 %	75.4 %
TRANSFERS IN FROM OTHER STATE FUNDS:								
State Gaming Fund.....	\$ 240	\$ 330	\$ 460	\$ 470	\$ 553	\$ 83		
Lottery Fund.....	540	515	501	555	540	(15)		
Pension Contribution.....	0	0	0	0	300	300		
Budget Stabilization.....	0	0	0	226	226	0		
Build Illinois Fund.....	187	196	200	194	189	(5)		
Budget Implementation Acts.....	0	0	0	0	165	165		
Protest Fund.....	13	7	9	5	57	52		
University of Illinois Hospital								
Services Fund.....	73	96	59	66	45	(21)		
Tobacco Settlement Fund.....	0	0	0	80	41	(39)		
Public Aid & DHS Recoveries Trust Funds.	93	101	122	43	27	(16)		
Metropolitan Exposition Auditorium &								
Office Building Fund.....	14	14	28	22	16	(6)		
Downstate Public Transportation Fund....	6	7	2	3	12	9		
Rate Adjustment Fund.....	7	8	9	9	9	0		
Warrant Escheat Fund.....	13	1	7	10	7	(3)		
Horse Racing Fund.....	0	0	0	10	5	(5)		
Income Tax Refund Fund.....	0	76	0	0	0	0		
All Other Funds.....	<u>5</u>	<u>8</u>	<u>16</u>	<u>12</u>	<u>17</u>	<u>5</u>		
TOTAL, TRANSFERS IN.....	\$ 1,191	\$ 1,359	\$ 1,413	\$ 1,705	\$ 2,209	\$ 504	29.6 %	8.8 %
TOTAL, STATE SOURCES.....	\$ 17,956	\$ 19,358	\$ 19,786	\$ 19,347	\$ 21,047	\$ 1,700	8.8 %	84.2 %
FEDERAL SOURCES:								
CASH RECEIPTS:								
Department of Public Aid.....	\$ 2,915	\$ 3,052	\$ 3,507	\$ 3,467	\$ 3,243	\$ (224)		
Department of Human Services.....	674	694	676	652	644	(8)		
All Other Agencies.....	<u>11</u>	<u>10</u>	<u>22</u>	<u>14</u>	<u>17</u>	<u>3</u>		
TOTAL, CASH RECEIPTS.....	\$ 3,600	\$ 3,756	\$ 4,205	\$ 4,133	\$ 3,904	\$ (229)		
TRANSFERS IN:								
Federal Trust Funds.....	\$ 102	\$ 120	\$ 115	\$ 125	\$ 36	\$ (89)		
Special State Funds.....	<u>16</u>	<u>16</u>	<u>0</u>	<u>0</u>	<u>0</u>	<u>0</u>		
TOTAL, TRANSFERS IN.....	\$ 118	\$ 136	\$ 115	\$ 125	\$ 36	\$ (89)		
TOTAL, FEDERAL SOURCES.....	\$ 3,718	\$ 3,892	\$ 4,320	\$ 4,258	\$ 3,940	\$ (318)	(7.5) %	15.8 %
TOTAL, REVENUES.....	\$ 21,674	\$ 23,250	\$ 24,106	\$ 23,605	\$ 24,987	\$ 1,382	5.9 %	100.0 %
Transfer from Budget Stabilization Fund...	0	0	0	226	226	0	0.0	
Short-Term Borrowing.....	0	0	0	0	1,675	1,675	N/A	
TOTAL, BASE REVENUES.....	\$ 21,674	\$ 23,250	\$ 24,106	\$ 23,379	\$ 23,086	\$ (293)	(1.3) %	

GENERAL FUNDS
WHERE THE FISCAL YEAR 2003 DOLLAR CAME FROM



FIFTY YEAR HISTORY

GENERAL FUNDS

CASH RECEIPTS FROM STATE SOURCES

(millions)

Fiscal Year	Major Taxes										Total
	Income	Sales	Public Utility	Cigarette	Inheritance	Insurance	Corporation Franchise	Liquor Gallonge	Investment Income	All Other	
1954	0 \$	208 \$	27 \$	21 \$	14 \$	21 \$	5 \$	24 \$	3 \$	14 \$	337
1955	0	205	30	20	16	19	4	23	2	14	333
1956	0	256	32	22	21	26	6	26	2	14	405
1957	0	291	34	22	21	25	5	26	4	14	442
1958	0	304	37	24	22	22	5	25	5	17	461
1959	0	302	40	25	22	32	7	27	4	15	474
1960	0	370	45	26	24	28	6	32	6	16	553
1961	0	381	47	27	34	30	8	41	7	16	591
1962	0	463	49	41	33	32	7	41	6	19	691
1963	0	541	52	42	33	32	6	42	8	22	778
1964	0	554	55	42	37	36	7	42	12	24	809
1965	0	618	58	45	34	37	8	48	15	30	893
1966	0	666	77	84	46	39	8	48	19	31	1,018
1967	0	708	86	89	48	43	8	50	23	32	1,087
1968	0	855	111	111	46	45	26	52	24	54	1,324
1969	0	963	127	114	53	48	27	54	31	73	1,490
1970	\$ 741	1,006	138	141	65	71	27	67	44	73	2,373
1971	1,007	1,009	151	149	60	51	20	63	43	59	2,612
1972	1,131	1,093	167	156	65	53	25	72	33	76	2,871
1973	1,251	1,181	184	150	88	51	22	74	46	89	3,136
1974	1,413	1,351	202	158	81	53	26	74	82	94	3,534
1975	1,580	1,482	241	157	76	60	26	78	101	88	3,889
1976	1,687	1,666	274	167	72	75	26	77	57	111	4,212
1977	1,965	1,813	329	164	86	86	27	76	48	100	4,694
1978	2,117	2,003	372	180	115	94	33	76	57	96	5,143
1979	2,392	2,185	429	175	140	95	36	77	98	94	5,721
1980	2,610	2,368	455	172	126	94	37	77	160	108	6,207 *
1981	2,727	2,322	530	177	145	91	41	77	163	110	6,383
1982	2,866	2,322	586	169	162	74	42	75	143	121	6,560
1983	2,799	2,383	635	169	143	107	43	73	95	253	6,700 *
1984	3,727	2,639	629	162	109	117	64	72	119	171	7,809 *
1985	3,458	3,120	646	162	63	116	56	70	147	184	8,022 *
1986	3,547	3,236	636	190	57	124	61	69	126	173	8,219 *
1987	3,958	3,255	575	247	83	137	74	67	93	248	8,737 *
1988	4,161	3,509	561	245	84	135	75	68	92	173	9,103
1989	4,285	3,728	597	232	98	168	79	65	137	163	9,552
1990	4,552	3,827	684	316	108	165	87	64	161	182	10,146
1991	4,820	3,863	690	314	113	170	85	64	128	189	10,436
1992	5,054	3,986	703	305	123	213	83	59	80	472	11,078 *
1993	5,296	4,094	735	313	170	186	93	59	59	618	11,623 *
1994	5,702	4,371	784	300	159	157	90	59	60	1,028	12,710 *
1995	6,231	4,651	743	300	182	159	102	57	121	732	13,278 *
1996	6,647	4,798	833	300	187	160	101	58	133	454	13,671 *
1997	7,224	4,992	873	300	199	146	121	57	144	445	14,501
1998	7,983	5,274	912	346	250	91	118	58	182	370	15,584
1999	8,347	5,609	1,019	403	347	208	117	58	212	445	16,765
2000	8,923	6,027	1,116	400	348	209	139	128	233	476	17,999
2001	9,032	5,958	1,146	400	361	246	146	124	274	686	18,373
2002	8,274	6,051	1,104	400	329	272	159	123	135	795	17,642
2003	8,079	6,059	1,006	400	237	313	142	123	66	2,413	18,838 *

* For comparative purposes: excludes Corporate Personal Property Replacement Taxes in fiscal 1980 (\$391 million); includes amnesty taxes in fiscal 1985 (\$76 million) and fiscal 1986 (\$31 million); includes short-term borrowing in fiscal 1983 (\$150 million), fiscal 1984 (\$50 million), fiscal 1987 (\$100 million), fiscal 1992 (\$185 million), fiscal 1993 (\$300 million), fiscal 1994 (\$600 million), fiscal 1995 (\$300 million), fiscal 1996 (\$200 million) and fiscal 2003 (\$1.675 billion).

GENERAL FUNDS EXPENDITURES

TOTAL GENERAL FUNDS EXPENDITURES WERE \$24.861 BILLION IN FISCAL YEAR 2003

The major portion of expenditures for health and social services, education, and the overall administrative expenses of state government are paid from the General Funds.

The largest spending program in fiscal year 2003 from the General Funds was "Health and Social Services" with total expenditures of \$9.837 billion or 39.6% of General Funds spending.

The second largest spending program was for "Education" with expenditures of \$8.594 billion or 34.6% of total General Funds spending. Spending for elementary and secondary education accounted for \$6.123 billion or 71.2% of this program with the remainder (\$2.471 billion) being spent for higher education - universities, community colleges, and scholarships.

Spending for other programs of \$3.478 billion (13.9% of spending) included expenditures of \$1.705 billion for "Public Protection and Justice", \$1.343 billion for "General Government", \$182 million for "Environment and Business Regulation", \$153 million for "Employment and Economic Development", \$65 million for "Transportation", and \$30 million for "Refunds".

"Transfers Out" from the General Funds to other state funds were \$2.967 billion or 11.9% of General Funds expenditures - representing primarily money distributed to local governments, general obligation bond debt service costs, repayment of short-term borrowing and the transfer from the Budget Stabilization Fund.

Total General Funds expenditures in fiscal year 2003 were \$264 million or 1.1% lower than spending in fiscal year 2002, which was the first decline in expenditures in the past twenty years. Base spending (excluding the repayment of borrowing) was \$974 million or 3.9% below last year, with decreases of \$427 million in "Health and Social Services", \$207 million in "Education" and \$132 million in "Public Protection and Justice".

The General Funds balance on a budgetary basis (available cash balance on June 30 less lapse period spending) was a negative \$1.094 billion at the end of fiscal year 2003, an improvement of \$126 million from the balance of negative \$1.220 billion at the end of fiscal year 2002.

TWENTY YEAR HISTORY GENERAL FUNDS EXPENDITURES (millions)

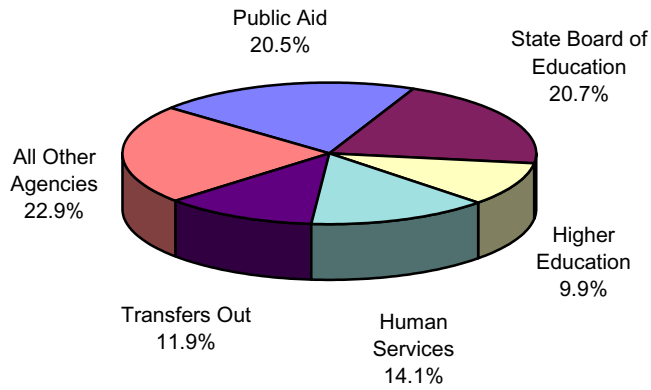
Fiscal Year	Total Expenditures	Change	
		Amount	Percent
1984	\$ 9,522	+\$1,038	+12.2%
1985	10,101	+579	+6.1
1986	10,780	+679	+6.7
1987	11,223	+443	+4.1
1988	11,378	+155	+1.4
1989	11,909	+531	+4.7
1990	13,180	+1,271	+10.7
1991	13,736	+556	+4.2
1992	14,438	+702	+5.1
1993	14,793	+355	+2.5
1994	15,978	+1,185	+8.0
1995	17,221	+1,243	+7.8
1996	18,087	+866	+5.0
1997	18,517	+430	+2.4
1998	19,672	+1,155	+6.2
1999	21,527	+1,855	+9.4
2000	22,976	+1,449	+6.7
2001	24,583	+1,607	+7.0
2002	25,125	+542	+2.2
2003	24,861	(264)	(1.1)

GENERAL FUNDS ANALYSIS OF EXPENDITURES
(millions)

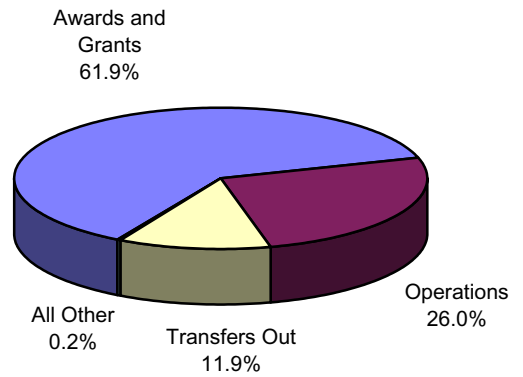
WARRANTS ISSUED:	FY 1999	FY 2000	FY 2001	FY 2002	FY 2003	FY 2003 Increase or Decrease Amount	FY 2003 or Decrease Percent	FY 2003 Where the Dollar Was Spent
BY AGENCY:								
State Board of Education.....	\$ 4,524	\$ 4,850	\$ 5,074	\$ 5,292	\$ 5,133	\$ (159)	(3.0) %	20.7 %
Public Aid.....	4,351	4,903	5,318	5,153	5,099	(54)	(1.0)	20.5
Human Services.....	3,402	3,437	3,728	3,668	3,502	(166)	(4.5)	14.1
Higher Education Agencies:								
University of Illinois.....	684	713	754	795	726	(69)	(8.7)	
Student Assistance Commission....	352	374	403	420	378	(42)	(10.0)	
Community College Board.....	288	301	319	368	353	(15)	(4.1)	
Southern Illinois University.....	209	219	233	247	228	(19)	(7.7)	
Universities Retirement System...	207	218	226	235	256	21	8.9	
All Other.....	474	508	535	572	530	(42)	(7.3)	
Total, Higher Education Agencies...	2,214	2,333	2,470	2,637	2,471	(166)	(6.3)	9.9
All Other Agencies:								
Corrections.....	1,041	1,113	1,188	1,243	1,162	(81)	(6.5)	
Children and Family Services.....	889	920	920	904	824	(80)	(8.8)	
Teachers Retirement System.....	546	613	709	805	923	118	14.7	
Central Management Services.....	580	669	722	756	840	84	11.1	
Judicial Agencies.....	267	292	309	335	328	(7)	(2.1)	
Revenue.....	223	244	250	244	145	(99)	(40.6)	
Other Agencies.....	1,402	1,563	1,684	1,708	1,482	(226)	(13.2)	
Total, All Other Agencies.....	4,948	5,414	5,782	5,995	5,704	(291)	(4.9)	22.9
Prior Year Adjustments.....	(18)	10	(6)	(5)	(15)	(10)	200.0	
BY CATEGORY:								
Awards and Grants.....	\$ 13,649	\$ 14,567	\$ 15,676	\$ 15,731	\$ 15,400	\$ (331)	(2.1) %	61.9 %
Operations.....	5,727	6,298	6,630	6,956	6,466	(490)	(7.0)	26.0
Refunds.....	30	44	43	38	30	(8)	(21.1)	0.1
Permanent Improvements and Highway Construction.....	33	28	23	20	13	(7)	(35.0)	0.1
Prior Year Adjustments.....	(18)	10	(6)	(5)	(15)	(10)	200.0	
BY FUNCTION:								
Health and Social Services.....	\$ 9,074	\$ 9,748	\$ 10,495	\$ 10,264	\$ 9,837	\$ (427)	(4.2) %	39.6 %
Education.....	7,350	7,863	8,320	8,801	8,594	(207)	(2.4)	34.6
Public Protection and Justice.....	1,541	1,652	1,757	1,837	1,705	(132)	(7.2)	6.8
General Government.....	1,030	1,194	1,282	1,341	1,343	2	0.1	5.4
Environment and Business Regulation	186	189	202	197	182	(15)	(7.6)	0.7
Employment and Economic Development	177	180	208	206	153	(53)	(25.7)	0.6
Transportation.....	51	67	65	61	65	4	6.6	0.3
Refunds.....	30	44	43	38	30	(8)	(21.1)	0.1
Prior Year Adjustments.....	(18)	10	(6)	(5)	(15)	(10)	200.0	
TOTAL, WARRANTS ISSUED 14 Months.....	\$ 19,421	\$ 20,947	\$ 22,366	\$ 22,740	\$ 21,894	\$ (846)	(3.7) %	88.1 %
TRANSFERS OUT.....	2,106	2,029	2,217	2,385	2,967	582	24.4	11.9
TOTAL, EXPENDITURES.....	\$ 21,527	\$ 22,976	\$ 24,583	\$ 25,125	\$ 24,861	\$ (264)	(1.1) %	100.0 %
Repayment of Short-Term Borrowing....	0	0	0	0	710	710	N/A	
Transfer to Budget Stabilization Fund	0	0	0	226	226	0	0.0	
TOTAL, BASE EXPENDITURES.....	\$ 21,527	\$ 22,976	\$ 24,583	\$ 24,899	\$ 23,925	\$ (974)	(3.9) %	

GENERAL FUNDS
WHERE THE FISCAL YEAR 2003 DOLLAR WAS SPENT

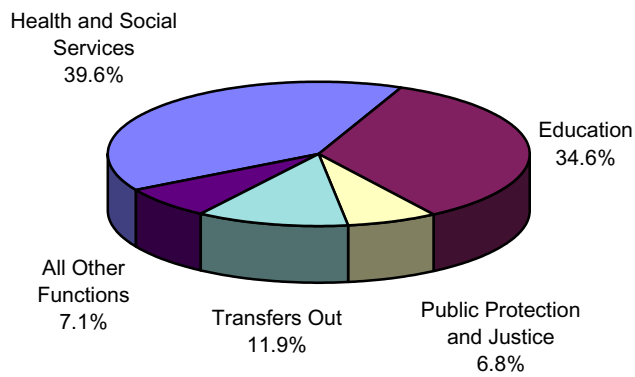
By Agency



By Category



By Function



GENERAL FUNDS SUMMARY OF TRANSACTIONS

Fiscal Year Ended June 30, 2003

(millions)

AVAILABLE BALANCE CONCEPT

BUDGETARY BALANCE CONCEPT

BEGINNING BALANCES

\$ 256 Available Cash Balance on June 30, 2002

Less Lapse Period Warrants Issued from
Fiscal Year 2002 Appropriations:

Operations.....	\$ 325
Awards and Grants.....	366
Permanent Improvements.....	3
Refunds.....	2
Vouchers Payable (June 30).....	<u>780</u>
Total.....	\$ 1,476

Fund Balance - Budgetary Basis to begin

Fiscal Year 2003..... \$ (1,220)

PLUS REVENUES

State Sources:

Cash Receipts:

Income Taxes.....	\$ 8,079
Sales Taxes.....	6,059
Other Sources.....	4,700
Transfers In from Other State Funds..	<u>2,209</u>
Total, State Sources.....	\$ 21,047

Federal Sources:

Cash Receipts.....	\$ 3,904
Transfers In.....	<u>36</u>
Total, Federal Sources.....	\$ 3,940

\$ 24,987 Total, Revenues \$ 24,987

LESS EXPENDITURES

From FY 2003 Appropriations and Lapse Period
Spending from FY 2002 Appropriations

From Fiscal Year 2003 Appropriations

12 Months Warrants Issued

14 Months Warrants Issued

\$ 6,561	Operations	\$ 6,466
15,468	Awards and Grants	15,400
28	Refunds	30
11	Permanent Improvements	12
0	Highway/Waterway Construction	1
(94)	Vouchers Payable Adjustment	0
<u>(15)</u>	Prior Year Adjustments	<u>(15)</u>
\$ 21,959	Total, Warrants Issued	\$ 21,894
<u>2,967</u>	Transfers Out	<u>2,967</u>
\$ 24,926	Total, Expenditures	\$ 24,861

EQUALS ENDING BALANCES

\$ 317 Available Cash Balance on June 30, 2003

Less Lapse Period Warrants Issued from
Fiscal Year 2003 Appropriations:

Operations.....	\$ 230
Awards and Grants.....	298
Refunds.....	4
Permanent Improvements.....	4
Highway/Waterway Construction....	1
Vouchers Payable (June 30).....	<u>874</u>
Total.....	\$ 1,411

Fund Balance - Budgetary Basis to begin

Fiscal Year 2004..... \$ (1,094)

12
 TWENTY YEAR HISTORY

GENERAL FUNDS

END OF MONTH AVAILABLE CASH BALANCES

(millions)

Month	<u>FY 1984</u>	<u>FY 1985</u>	<u>FY 1986</u>	<u>FY 1987</u>	<u>FY 1988</u>	<u>FY 1989</u>	<u>FY 1990</u>	<u>FY 1991</u>	<u>FY 1992</u>	<u>FY 1993</u>
July.....	\$ 101	\$ 358	\$ 611	\$ 336	\$ 152	\$ 265	\$ 783	\$ 532	\$ 233	\$ 133
August.....	147	369	528	99	17	62	412	114	7	5
September...	217	384	461	194	108	230	613	207	153	131
October.....	123	379	354	78	86	94	360	151	88	125
November....	80	334	208	80	29	61	243	70	40	103
December....	208	331	308	99	77	148	128	76	51	112
January.....	297	480	249	145	90	300	221	136	109	144
February....	294	496	112	74	42	253	145	76	93	87
March.....	294	580	265	186	85	298	195	43	99	122
April.....	307	591	245	197	68	480	275	50	184	121
May.....	293	680	283	133	83	254	405	72	249	85
June.....	217	479	288	154	246	541	395	100	131	172

Month	<u>FY 1994</u>	<u>FY 1995</u>	<u>FY 1996</u>	<u>FY 1997</u>	<u>FY 1998</u>	<u>FY 1999</u>	<u>FY 2000</u>	<u>FY 2001</u>	<u>FY 2002</u>	<u>FY 2003</u>
July.....	\$ 200	\$ 351	\$ 231	\$ 468	\$ 1080	\$ 1456	\$ 1534	\$ 1342	\$ 916	\$ 473
August.....	174	112	198	266	948	1133	1107	817	485	336
September...	229	262	314	290	880	1187	1180	986	386	274
October.....	186	208	200	305	667	971	931	599	351	179
November....	151	172	199	197	416	777	791	410	257	125
December....	141	136	154	159	493	770	485	294	211	163
January.....	182	180	203	169	797	1106	784	503	215	140
February....	130	115	150	110	624	825	556	272	125	118
March.....	146	149	193	153	610	810	605	285	145	124
April.....	174	190	196	440	958	1306	954	577	357	214
May.....	142	179	204	547	1216	1585	1482	750	292	260
June.....	230	331	426	806	1202	1351	1517	1126	256	317

A P P R O P R I A T E D F U N D S R E V E N U E S

TOTAL APPROPRIATED FUNDS REVENUES WERE \$56.654 BILLION IN FISCAL YEAR 2003

Together with the revenues and expenditures from the General Funds, transactions in the remainder of the Appropriated Funds group make up the "Illinois State Budget".

As General Funds revenues account for the major portion of total Appropriated Funds revenues, the two major state tax sources to the General Funds are also important revenue sources under Appropriated Funds.

In fiscal year 2003, \$8.991 billion or 15.9% of Appropriated Funds revenues came from individual and corporate income taxes while \$7.052 billion or 12.4% came from the state sales taxes.

Another \$10.525 billion or 18.6% came from federal sources. \$3.940 billion or 37.4% of this total was directed to the General Funds (including reimbursements for Medicaid and other social services expenditures) while \$718 million was received for highway purposes. Of the remaining \$5.867 billion, \$3.324 billion was deposited into the numerous Federal Trust Funds in the State Treasury, \$2.481 billion was directed to Special State Funds, and \$62 million to State Trust Funds.

Bond sales of \$12.717 billion accounted for 22.4% of Appropriated Funds revenues. Pension Obligation Bonds of \$10.0 billion were issued to help alleviate revenue shortfalls for fiscal year 2004. While \$300 million was transferred to the General Revenue Fund this year, the remaining bond proceeds will be allocated to the General Revenue Fund and pension systems in fiscal year 2004.

The remaining \$17.369 billion or 30.7% of Appropriated Funds revenues included \$2.500 billion from short-term borrowing, \$1.416 billion from the motor fuel tax, \$1.326 billion from public utility taxes, \$1.200 billion from transfers by warrant, \$1.107 billion from motor vehicle and operators licenses, \$968 million from corporate personal property replacement taxes, \$819 million from lottery tickets and licenses, \$818 million from health care provider assessment fees and taxes, and \$7.215 billion from various other sources.

Total Appropriated Funds revenues in fiscal year 2003 were \$13.358 billion or 30.9% higher than last year - state sources up \$2.850 billion, federal sources up \$357 million, and the sale of bonds up \$10.151 billion. The major revenue increases in state sources were \$2.500 billion from short-term borrowing, cigarette tax receipts up \$231 million due to a tax increase and all other receipts up \$192 million.

The increase in all other receipts is due largely to the \$182 million increase in the State Employees Retirement System Fund which normally is classified as a non-appropriated fund. Absent these increases, state sources would have declined as the major sources of revenue decreased.

Income taxes fell the second year in a row declining \$138 million or 1.5% (individual down \$107 million and corporate down \$31 million). Other decreasing revenues include: fund transfers (\$156 million), investment income (\$106 million), inheritance tax (\$92 million) due to federal law change, and public utility taxes (\$27 million). Sales taxes decreased \$4 million or 0.1%. The economy remained weak during the year as evidenced in the decline in receipts by the two sources most impacted by the economy.

Therefore, it is primarily the increase in revenues from the sale of pension bonds and short-term borrowing which account for the major portion (93.6%) of the increase in total revenues. Excluding these two sources, revenues would have increased only \$858 million or 2.0%.

The average annual increase in Appropriated Funds revenues (excluding borrowing, pension bonds and the State Employees Retirement Fund) over the last five fiscal years was \$1.837 billion -fiscal year 1999 up \$2.078 billion, fiscal year 2000 up \$3.479 billion, fiscal year 2001 up \$2.099 billion, fiscal year 2002 up \$854 million and fiscal year 2003 up \$676 million.

APPROPRIATED FUNDS ANALYSIS OF REVENUES
(millions)

	FY 1999	FY 2000	FY 2001	FY 2002	FY 2003	FY 2003 Increase or Decrease Amount	FY 2003 or Decrease Percent	FY 2003 Where the Dollar Came From
STATE SOURCES:								
CASH RECEIPTS:								
Income Taxes (gross)								
Individual.....	\$ 7,778	\$ 8,273	\$ 8,607	\$ 8,086	\$ 7,979	\$ (107)	(1.3) %	
Corporate.....	1,385	1,528	1,279	1,043	1,012	(31)	(3.0)	
Total, Income Taxes (gross).....	9,163	9,801	9,886	9,129	8,991	(138)	(1.5)	15.9 %
Sales Taxes.....	6,523	7,022	6,963	7,056	7,052	(4)	(0.1)	12.4
Short-Term Borrowing.....	0	0	0	0	2,500	2,500	N/A	4.4
Other State Sources								
Motor Fuel Tax (gross).....	1,355	1,384	1,394	1,400	1,416	16		
Public Utility Taxes.....	1,213	1,316	1,384	1,353	1,326	(27)		
Fund Transfers.....	754	942	1,215	1,356	1,200	(156)		
Motor Vehicle & Operators Licenses....	773	973	1,135	1,178	1,107	(71)		
Corporate Personal Property Replacement Taxes.....	1,116	1,234	1,152	968	968	0		
Lottery Tickets & Licenses.....	847	815	765	827	819	(8)		
Health Care Provider Assessment Fees & Taxes.....	549	649	678	656	818	162		
Cigarette Taxes.....	499	467	473	469	700	231		
Riverboat Gambling Taxes & Fees.....	362	475	529	580	670	90		
Tobacco Settlement.....	0	350	268	312	407	95		
Insurance Tax & Fees.....	241	260	290	315	364	49		
Cook County Intergovernmental Transfer Revolving Funds.....	218	245	245	245	355	110		
Inheritance Tax (gross).....	267	284	290	290	244	(46)		
Optional Health Insurance Deductions..	347	348	361	329	237	(92)		
Corporate Franchise Tax & Fees.....	126	130	148	163	172	9		
Hotel Tax.....	121	144	151	165	147	(18)		
Liquor Gallonage Taxes & Fees.....	155	158	169	154	146	(8)		
Investment Income.....	62	133	129	127	127	0		
Horse Racing Taxes & Fees.....	292	332	406	216	110	(106)		
Other Taxes, Licenses, Fees & Earnings	42	23	13	13	13	0		
Total, Other State Sources.....	1,867	1,987	2,148	3,229	3,420	191		
TOTAL, CASH RECEIPTS.....	11,206	12,649	13,343	14,345	14,766	421	2.9	26.1
TOTAL, STATE SOURCES.....	\$ 26,892	\$ 29,472	\$ 30,192	\$ 30,530	\$ 33,309	\$ 2,779	9.1 %	58.8 %
TRANSFERS IN FROM OTHER STATE FUNDS:								
Warrant Escheat Fund.....	\$ 13	\$ 2	\$ 7	\$ 10	\$ 7	\$ (3)		
Rate Adjustment Fund.....	7	8	9	9	9	0		
Protest Fund.....	13	25	11	6	74	68		
Deferred Lottery Prize Winners Trust....	0	1	2	5	1	(4)		
State Whistleblower Reward and Protection Fund.....	0	2	5	0	0	0		
All Other Funds.....	4	6	4	2	12	10		
TOTAL, TRANSFERS IN.....	\$ 37	\$ 44	\$ 38	\$ 32	\$ 103	\$ 71	221.9 %	0.2 %
TOTAL, STATE SOURCES.....	\$ 26,929	\$ 29,516	\$ 30,230	\$ 30,562	\$ 33,412	\$ 2,850	9.3 %	59.0 %
FEDERAL SOURCES:								
CASH RECEIPTS:								
General Funds.....	\$ 3,600	\$ 3,756	\$ 4,204	\$ 4,133	\$ 3,904	\$ (229)		
Highway Funds.....	645	854	906	834	718	(116)		
Special State Funds.....	1,525	1,677	1,796	2,036	2,460	424		
Federal Trust Funds.....	2,237	2,443	2,602	2,862	3,306	444		
State Trust Funds.....	128	104	113	141	62	(79)		
TOTAL, CASH RECEIPTS.....	\$ 8,135	\$ 8,834	\$ 9,621	\$ 10,006	\$ 10,450	\$ 444		
TRANSFERS IN:								
Social Services Block Grant Fund:								
General Funds.....	\$ 102	\$ 119	\$ 115	\$ 125	\$ 36	\$ (89)		
Special State Funds.....	23	23	21	18	21	3		
Federal Trust Funds.....	26	49	23	19	18	(1)		
TOTAL, TRANSFERS IN.....	\$ 151	\$ 191	\$ 159	\$ 162	\$ 75	\$ (87)		
TOTAL, FEDERAL SOURCES.....	\$ 8,286	\$ 9,025	\$ 9,780	\$ 10,168	\$ 10,525	\$ 357	3.5 %	18.6 %
SALE OF BONDS:								
Bond Proceeds.....	\$ 662	\$ 988	\$ 1,316	\$ 1,869	\$ 11,537	\$ 9,668		
Refunding Bond Proceeds.....	173	0	302	697	1,180	483		
TOTAL, SALE OF BONDS.....	\$ 835	\$ 988	\$ 1,618	\$ 2,566	\$ 12,717	\$ 10,151	395.6 %	22.4 %
TOTAL, REVENUES - APPROPRIATED FUNDS.....	\$ 36,050	\$ 39,529	\$ 41,628	\$ 43,296	\$ 56,654	\$ 13,358	30.9 %	100.0 %
Short-Term Borrowing.....	0	0	0	0	2,500	2,500	N/A	
TOTAL, BASE REVENUES.....	\$ 36,050	\$ 39,529	\$ 41,628	\$ 43,296	\$ 54,154	\$ 10,858	25.1	

A P P R O P R I A T E D F U N D S E X P E N D I T U R E S

TOTAL APPROPRIATED FUNDS EXPENDITURES WERE \$47.458 BILLION IN FISCAL YEAR 2003

For comparative purposes, the following table and analysis excludes transfers out.

The largest spending agency from Appropriated Funds was the Department of Public Aid with expenditures of \$8.540 billion or 18.0% of fiscal year 2003 appropriated expenditures. Of this total, \$7.980 billion or 93.4% was expended primarily for medical assistance.

The second largest spending agency was the State Board of Education with \$6.702 billion or 14.1% of appropriated spending. \$3.142 billion or 46.9% of this total was for general apportionment payments to local school districts.

The third largest expenditure agency was the Department of Human Services with \$4.485 billion or 9.4% of appropriated spending. Of this total, \$3.334 billion or 74.3% was spent for various grant programs.

Expenditures by the Department of Revenue totaled \$4.412 billion or 9.3% of appropriated expenditures in fiscal year 2003. Included in this total was \$1.638 billion for refunds, \$893 million for payments to local governments from the Local Government Distributive Fund (1/10 of net state income taxes), and \$753 million from the Personal Property Tax Replacement Fund.

Spending by the Department of Transportation was \$4.173 billion or 8.8% of total spending from Appropriated Funds. \$2.226 billion or 53.3% of this total was for highway construction.

Expenditures by Higher Education agencies were \$2.833 billion or 6.0% of appropriated spending in fiscal year 2003. \$790 million or 27.9% of the total was by the University of Illinois.

Spending by the Department of Central Management Services was \$2.828 billion or 6.0% of expenditures from Appropriated Funds (\$1.315 billion from the Health Insurance Reserve Fund).

The State Treasurer expended \$2.672 billion or 5.6% of appropriated expenditures.

Spending by all other agencies in fiscal year 2003 was \$10.848 billion or 22.8% of appropriated spending. Six agencies had spending in excess of \$750 million - the Department of Children and Family Services \$1.301 billion, the Department of Corrections \$1.245 billion, the Capital Development Board \$1.016 billion, the Teachers Retirement System \$987 million, the State Employees Retirement System \$893 million, and the Department of Commerce and Community Affairs \$845 million.

The larger increases in spending were \$1.328 billion by the State Treasurer, \$633 million by the Department of Public Aid, \$294 million by the Department of Revenue, \$244 million by the State Employees Retirement System, \$169 million by the Department of Central Management Services, and \$123 million by the Teachers Retirement System.

Total warrants issued from Appropriated Funds in fiscal year 2003 were \$2.316 billion or 5.1% higher than comparable spending in fiscal year 2002 - the increase in fiscal year 2002 was \$2.996 billion, in fiscal year 2001 \$3.367 billion, in fiscal year 2000 \$3.707 billion, and in fiscal year 1999 \$2.588 billion.

The fund balance - budgetary basis (available cash balance on June 30 less lapse period spending) in Appropriated Funds was \$11.702 billion at the end of fiscal year 2003, \$9.183 billion more than the fund balance - budgetary basis of \$2.519 billion at the end of fiscal year 2002.

APPROPRIATED FUNDS ANALYSIS OF WARRANTS ISSUED
(millions)

WARRANTS ISSUED:	FY 1999	FY 2000	FY 2001	FY 2002	FY 2003	FY 2003		FY 2003 Where the Dollar Was Spent
						Increase or Amount	Decrease Percent	
BY AGENCY:								
Public Aid.....	\$ 6,069	\$ 6,778	\$ 7,428	\$ 7,907	\$ 8,540	\$ 633	8.0 %	18.0 %
State Board of Education.....	5,803	6,275	6,662	6,635	6,702	67	1.0	14.1
Human Services.....	4,140	4,242	4,564	4,579	4,485	(94)	(2.1)	9.4
Revenue.....	3,714	4,173	4,499	4,118	4,412	294	7.1	9.3
Transportation.....	2,605	3,274	3,560	4,084	4,173	89	2.2	8.8
Higher Education Agencies:								
University of Illinois.....	686	719	768	830	790	(40)	(4.8)	
Student Assistance Commission....	483	497	603	607	573	(34)	(5.6)	
Community College Board.....	305	308	328	403	418	15	3.7	
Southern Illinois University.....	211	221	237	252	231	(21)	(8.3)	
Universities Retirement System...	219	227	235	243	273	30	12.3	
All Other.....	494	529	546	596	548	(48)	(8.1)	
Total, Higher Education Agencies...	2,398	2,501	2,717	2,931	2,833	(98)	(3.3)	6.0
Central Management Services.....	1,955	2,208	2,372	2,659	2,828	169	6.4	6.0
Treasurer.....	902	769	975	1,344	2,672	1,328	98.8	5.6
All Other Agencies:								
Children and Family Services.....	1,345	1,359	1,375	1,363	1,301	(62)	(4.5)	
Corrections.....	1,104	1,190	1,271	1,332	1,245	(87)	(6.5)	
Capital Development Board.....	348	776	838	1,094	1,016	(78)	(7.1)	
Teachers Retirement System.....	600	669	766	864	987	123	14.2	
State Employees Retirement System	9	13	11	649	893	244	37.6	
Commerce and Community Affairs...	540	721	779	828	845	17	2.1	
Environmental Protection.....	340	377	420	494	507	13	2.6	
Employment Security.....	204	201	302	360	389	29	8.1	
Bureau of the Budget.....	231	248	428	520	387	(133)	(25.6)	
Judicial Agencies.....	278	304	322	347	341	(6)	(1.7)	
Secretary of State.....	288	306	338	348	336	(12)	(3.4)	
Natural Resources.....	242	283	324	363	329	(34)	(9.4)	
State Police.....	291	311	325	325	318	(7)	(2.2)	
Aging.....	236	261	284	298	304	6	2.0	
Lottery.....	298	298	250	280	281	1	0.4	
Public Health.....	170	186	229	272	248	(24)	(8.8)	
All Other.....	993	1,073	1,136	1,170	1,121	(49)	(4.2)	
Total, All Other Agencies.....	7,517	8,576	9,398	10,907	10,848	(59)	(0.5)	22.8
Prior Year Adjustments.....	(31)	(17)	(29)	(22)	(35)	(13)	59.1	
BY CATEGORY:								
Awards and Grants.....	\$ 22,377	\$ 24,508	\$ 26,472	\$ 28,148	\$ 28,718	\$ 570	2.0 %	60.5 %
Operations.....	9,309	10,136	10,783	11,486	11,314	(172)	(1.5)	23.9
Debt Service.....	1,104	974	1,346	1,806	3,009	1,203	66.6	6.3
Highway/Waterway Construction.....	1,070	1,584	1,698	2,104	2,238	134	6.4	4.7
Refunds.....	968	1,220	1,441	1,148	1,721	573	49.9	3.6
Permanent Improvements.....	275	374	435	472	493	21	4.4	1.0
Prior Year Adjustments.....	(31)	(17)	(29)	(22)	(35)	(13)	59.1	
BY FUNCTION:								
Health and Social Services.....	\$ 12,259	\$ 13,191	\$ 14,357	\$ 14,964	\$ 15,288	\$ 324	2.2 %	32.2 %
Education.....	8,939	9,606	10,676	10,953	11,032	79	0.7	23.3
General Government.....	5,676	6,458	6,396	7,490	7,619	129	1.7	16.1
Transportation.....	2,605	3,274	3,560	4,084	4,173	89	2.2	8.8
Debt Service.....	1,104	974	1,346	1,806	3,009	1,203	66.6	6.3
Public Protection and Justice.....	1,882	2,119	2,241	2,279	2,197	(82)	(3.6)	4.6
Refunds.....	968	1,220	1,441	1,148	1,721	573	49.9	3.6
Employment and Economic Development	854	1,048	1,151	1,313	1,342	29	2.2	2.8
Environment and Business Regulation	816	906	1,007	1,127	1,112	(15)	(1.3)	2.3
Prior Year Adjustments.....	(31)	(17)	(29)	(22)	(35)	(13)	59.1	
TOTAL, WARRANTS ISSUED.....	\$ 35,072	\$ 38,779	\$ 42,146	\$ 45,142	\$ 47,458	\$ 2,316	5.1 %	100.0 %

APPROPRIATED FUNDS SUMMARY OF TRANSACTIONS

Fiscal Year Ended June 30, 2003

(millions)

AVAILABLE BALANCE CONCEPT

BUDGETARY BALANCE CONCEPT

BEGINNING BALANCES

\$ 4,942Available Cash Balance on June 30, 2002		
	Less Lapse Period Warrants Issued from Fiscal Year 2002 Appropriations:		
	Operations.....	\$ 683	
	Awards and Grants.....	906	
	Refunds.....	8	
	Permanent Improvements.....	4	
	Highway/Waterway Construction....	2	
	Vouchers Payable (June 30).....	<u>811</u>	
	Total.....	\$ 2,414	
	Fund Balance - Budgetary Basis to begin Fiscal Year 2003.....		\$ 2,528
<u>(21)</u> Adjustment for Fund Classification Changes.....		<u>(9)</u>
\$ 4,921 Adjusted Balances		\$ 2,519

PLUS REVENUES

	State Sources:		
	Cash Receipts.....	\$ 33,309	
	Transfers In from Other State Funds..	<u>103</u>	
	Total, State Sources.....	\$ 33,412	
	Federal Sources:		
	Cash Receipts.....	\$ 10,450	
	Transfers In.....	<u>75</u>	
	Total, Federal Sources.....	\$ 10,525	
	Sale of Bonds.....	\$ 12,717	
\$ 56,654 Total, Revenues		\$ 56,654

LESS EXPENDITURES

From FY 2003 Appropriations and Lapse Period Spending from FY 2002 Appropriations		From Fiscal Year 2003 Appropriations
12 Months Warrants Issued		14 Months Warrants Issued
\$ 11,441 Operations	\$ 11,314
28,836 Awards and Grants	28,718
2,237 Highway/Waterway Construction	2,238
1,719 Refunds	1,721
3,009 Debt Service	3,009
492 Permanent Improvements	493
(105) Vouchers Payable Adjustment	0
<u>(35)</u> Prior Year Adjustments	<u>(35)</u>
\$ 47,594 Total, Warrants Issued	\$ 47,458
<u>13</u> Transfers Out	<u>13</u>
\$ 47,607 Total, Expenditures	\$ 47,471

EQUALS ENDING BALANCES

\$ 13,968Available Cash Balance on June 30, 2003		
	Less Lapse Period Warrants Issued from Fiscal Year 2003 Appropriations:		
	Operations.....	\$ 543	
	Awards and Grants.....	788	
	Refunds.....	10	
	Permanent Improvements.....	6	
	Highway/Waterway Construction....	2	
	Vouchers Payable (June 30).....	<u>917</u>	
	Total.....	\$ 2,266	
	Fund Balance - Budgetary Basis to begin Fiscal Year 2004.....		\$ 11,702

APPROPRIATED FUNDS TEN YEAR HISTORY

(millions)

Fund Group	FY 1994	FY 1995	FY 1996	FY 1997	FY 1998	FY 1999	FY 2000	FY 2001	FY 2002	FY 2003
CASH RECEIPTS										
General Funds.....	\$ 15,296	\$ 16,278	\$ 16,930	\$ 17,708	\$ 18,840	\$ 20,365	\$ 21,755	\$ 22,577	\$ 21,775	\$ 22,742
Highway Funds.....	2,531	2,731	2,572	2,632	2,822	2,766	3,239	3,567	3,554	3,360
Income Funds.....	379	418	415	44	0	0	0	0	0	0
Special State Funds.....	6,351	7,164	7,331	7,352	7,545	8,133	9,197	9,212	9,694	20,972
Bond Financed Funds.....	941	776	729	406	783	662	988	1,499	1,981	2,140
Debt Service Funds.....	268	28	348	104	152	194	21	144	445	1,138
Federal Trust Funds.....	2,107	2,154	2,176	2,240	2,347	2,331	2,548	2,865	3,073	3,487
Revolving Funds.....	229	231	224	256	261	267	284	290	290	244
State Trust Funds.....	754	802	844	1,100	1,073	1,144	1,262	1,277	2,289	2,393
TOTAL, CASH RECEIPTS...	\$ 28,856	\$ 30,582	\$ 31,569	\$ 31,842	\$ 33,823	\$ 35,862	\$ 39,294	\$ 41,431	\$ 43,101	\$ 56,476
APPROPRIATIONS										
General Funds.....	\$ 14,300	\$ 15,644	\$ 16,546	\$ 17,289	\$ 18,345	\$ 19,868	\$ 21,294	\$ 22,719	\$ 23,409	\$ 22,335
Highway Funds.....	3,607	3,967	4,119	4,367	4,281	4,325	5,012	5,593	6,180	6,316
Income Funds.....	392	406	424	476	1	0	0	0	0	0
Special State Funds.....	6,466	7,377	7,778	8,389	7,840	8,822	10,409	11,239	11,562	13,267
Bond Financed Funds.....	2,890	2,484	1,658	1,764	1,908	2,216	4,008	5,373	6,659	6,458
Debt Service Funds.....	1,975	1,521	1,669	980	1,060	1,119	983	1,183	1,578	2,898
Federal Trust Funds.....	3,098	3,370	3,449	3,609	3,762	3,859	4,071	4,671	4,921	5,423
Revolving Funds.....	244	252	255	284	295	309	361	355	411	441
State Trust Funds.....	436	493	527	513	561	634	692	571	716	534
TOTAL, APPROPRIATIONS..	\$ 33,408	\$ 35,514	\$ 36,425	\$ 37,671	\$ 38,053	\$ 41,152	\$ 46,830	\$ 51,704	\$ 55,436	\$ 57,672
WARRANTS ISSUED *										
General Funds.....	\$ 14,144	\$ 15,499	\$ 16,310	\$ 16,851	\$ 17,904	\$ 19,421	\$ 20,947	\$ 22,366	\$ 22,740	\$ 21,894
Highway Funds.....	2,236	2,401	2,383	2,522	2,531	2,518	3,038	3,052	3,422	3,561
Income Funds.....	386	399	407	45	0	0	0	0	0	0
Special State Funds.....	5,673	6,718	6,627	7,393	6,927	7,769	8,943	9,597	9,672	11,063
Bond Financed Funds.....	987	786	624	475	538	516	940	1,572	2,209	2,196
Debt Service Funds.....	1,925	1,510	1,664	974	1,035	1,104	974	1,162	1,535	2,870
Federal Trust Funds.....	2,163	2,214	2,193	2,225	2,381	2,401	2,523	2,913	3,145	3,432
Revolving Funds.....	219	233	224	228	237	278	311	307	285	267
State Trust Funds.....	714	803	827	1,038	931	1,065	1,103	1,177	2,134	2,175
TOTAL, WARRANTS ISSUED.	\$ 28,447	\$ 30,563	\$ 31,259	\$ 31,751	\$ 32,484	\$ 35,072	\$ 38,779	\$ 42,146	\$ 45,142	\$ 47,458

* 14 months - prior to Fiscal Year 1997 15 Months

ALL FUNDS SUMMARY OF TRANSACTIONS

Fiscal Year Ended June 30, 2003

(millions)

AVAILABLE BALANCE CONCEPT

BUDGETARY BALANCE CONCEPT

BEGINNING BALANCES

\$ 5,993Available Cash Balance on June 30, 2002

Less Lapse Period Warrants Issued for
Fiscal Year 2002:

Operations.....	\$	691
Awards and Grants.....		933
Refunds.....		13
Highway/Waterway Construction....		2
Permanent Improvements.....		4
Vouchers Payable (June 30).....		<u>811</u>
Total.....	\$	<u>2,454</u>

Fund Balance - Budgetary Basis to begin
Fiscal Year 2003..... \$ 3,539

PLUS CASH RECEIPTS

State Sources:

Income Taxes (gross).....	\$	8,993
Sales Taxes.....		9,643
Other State Sources.....		42,596
Sale of Bonds.....		<u>12,722</u>
Total, State Sources.....	\$	<u>73,954</u>

Federal Sources..... \$ 10,568

\$ 84,522 Total, Cash Receipts \$ 84,522

LESS WARRANTS ISSUED

Warrants Charged to FY 2003 and Lapse Period
Warrants Charged FY 2002

Warrants Charged to FY 2003

12 Months Warrants Issued

14 Months Warrants Issued

\$ 33,806	Operations	\$ 33,693
34,077	Awards and Grants	33,938
2,341	Highway/Waterway Construction	2,342
1,846	Refunds	1,845
3,087	Debt Service	3,094
492	Permanent Improvements	493
(105)	Vouchers Payable Adjustment	0
<u>(35)</u>	Prior Year Adjustments	<u>(35)</u>
\$ 75,509	Total, Warrants Issued	\$ 75,370

EQUALS ENDING BALANCES

\$ 15,006Available Cash Balance on June 30, 2003

Less Lapse Period Warrants Issued for
Fiscal Year 2003:

Operations.....	\$	578
Awards and Grants.....		795
Refunds.....		11
Debt Service.....		6
Highway/Waterway Construction....		2
Permanent Improvements.....		6
Vouchers Payable (June 30).....		<u>917</u>
Total.....	\$	<u>2,315</u>

Fund Balance - Budgetary Basis to begin
Fiscal Year 2004..... \$ 12,691

SLEEPER, DISBROW, MORRISON, TARRO & LIVELY, LLC

ROBERT A. DISBROW, C.P.A.
THOMAS K. LEACH, C.P.A.
WAYNE K. LIVELY, C.P.A.
STEPHEN M. PAYTON, C.P.A.
RICHARD B. TARRO, C.P.A.

CERTIFIED PUBLIC ACCOUNTANTS
250 N. WATER SUITE 501
P.O. BOX 1460
DECATUR, ILLINOIS 62525-1460
TELEPHONE 217-423-6000
FAX 217-423-6100

MEMBERS
ILLINOIS C.P.A. SOCIETY
AMERICAN INSTITUTE OF
CERTIFIED PUBLIC ACCOUNTANTS

Independent Auditors' Report

Honorable William G. Holland
Auditor General
State of Illinois

As Special Assistant Auditors for the Auditor General, we have audited the accompanying special-purpose statement of fund balances-budgetary basis and statement of receipts and expenditures-budgetary basis of the State of Illinois, for the year ended June 30, 2003. These special-purpose financial statements are the responsibility of the State of Illinois, Office of the Comptroller's management. Our responsibility is to express an opinion on these special-purpose financial statements based on our audit.

We conducted our audit in accordance with auditing standards generally accepted in the United States of America and the standards applicable to financial audits contained in Government Auditing Standards, issued by the Comptroller General of the United States. Those standards require that we plan and perform the audit to obtain reasonable assurance about whether the financial statements are free of material misstatement. An audit includes examining, on a test basis, evidence supporting the amounts and disclosures in the financial statements. An audit also includes assessing the accounting principles used and significant estimates made by management, as well as evaluating the overall financial statement presentation. We believe that our audit provides a reasonable basis for our opinion.

The accompanying special purpose statement of fund balance-budgetary basis and statement of receipts and expenditures-budgetary basis were prepared for the purpose of complying with statutory requirements as set forth by the State of Illinois which require an annual report of money received into and warrants drawn on the State Treasury. As described in Note 1, the special-purpose financial statements were prepared on a comprehensive basis of accounting other than accounting principles generally accepted in the United States of America.

In our opinion, the special-purpose financial statements referred to above present fairly, in all material respects, the fund balances, and the receipts and expenditures, for the year ended June 30, 2003, of the State of Illinois, on the basis of accounting described in Note 1.

In accordance with Government Auditing Standards, we will also issue our report dated December 11, 2003, on our consideration of the State of Illinois, Office of the Comptroller - Fiscal Control Officer Responsibilities' internal control over financial reporting and on our tests of its compliance with certain laws, regulations, contracts and grants. That report is an integral part of an audit performed in accordance with Government Auditing Standards and should be read in conjunction with this report in considering the results of our audit.

Our audit was conducted for the purpose of forming an opinion on the special-purpose financial statements of the State of Illinois, as described above. The accompanying supplemental schedules on pages 28 through 51 are presented for purposes of additional analysis and are not a required part of the special-purpose financial statements. The supplemental schedules on pages 28 through 51 have been subjected to the auditing procedures applied in the audit of the special-purpose financial statements and, in our opinion, are fairly stated in all material respects in relation to the special-purpose financial statements taken as a whole.

The Illinois Funds System, General Funds, Appropriated Funds, and All Funds Summary of Transactions data listed in the Table of Contents were not subjected to the auditing procedures applied in the audit of the special-purpose financial statements, and accordingly, we express no opinion on them.

This report is intended solely for the information and use of the Auditor General, the Governor, President of the Senate, Speaker of the House of Representatives, the Minority Leader of the Senate, the Minority Leader of the House of Representatives, the Legislative Audit Commission, and Office of the Comptroller management, and is not intended to be and should not be used by anyone other than these specified parties.

S. Super, Dishon, Morrison, Tarr & Lively, LLC

December 11, 2003

F I N A N C I A L

S T A T E M E N T S

A N D

S U P P L E M E N T A L

S C H E D U L E S

STATE OF ILLINOIS
STATEMENT OF FUND BALANCES - BUDGETARY BASIS

FISCAL YEAR ENDED JUNE 30, 2003

	Total (memorandum only)	Appropriated Funds			Non-Appropriated Funds		
		Total	General	Other	Total	Federal	State
Fund Balances - Budgetary Basis, June 30, 2002	\$ 3,538,579,629.30	\$ 2,528,067,867.18	\$ (1,220,060,069.20)	\$ 3,748,127,936.38	\$ 1,010,511,762.12	\$ 3,316,263.94	\$ 1,007,195,498.18
Adjustments for Changes in Fund Classifications	0.00	(9,474,388.97)	0.00	(9,474,388.97)	9,474,388.97	(241,991.29)	9,716,380.26
Adjusted Fund Balances - Budgetary Basis, June 30, 2002	\$ 3,538,579,629.30	\$ 2,518,593,478.21	\$ (1,220,060,069.20)	\$ 3,738,653,547.41	\$ 1,019,986,151.09	\$ 3,074,272.65	\$ 1,016,911,878.44
Receipts	84,522,053,729.52	56,476,118,198.63	22,741,909,739.03	33,734,208,459.60	28,045,935,530.89	84,101,300.35	27,961,834,230.54
Expenditures, During Fiscal Year	73,054,154,702.60	45,191,931,606.65	20,483,219,285.26	24,708,712,321.39	27,862,223,095.95	1,021,807.94	27,861,201,288.01
Net Transfers	0.00	165,356,507.15	(721,976,728.51)	887,333,235.66	(165,356,507.15)	(75,431,065.00)	(89,925,442.15)
Available Cash Balances, June 30, 2003	\$ 15,006,478,656.22	\$ 13,968,136,577.34	\$ 316,653,656.06	\$ 13,651,482,921.28	\$ 1,038,342,078.88	\$ 10,722,700.06	\$ 1,027,619,378.82
Expenditures, During Lapse Period	2,315,570,450.17	2,266,491,138.90	1,410,375,357.84	856,115,781.06	49,079,311.27	417,799.22	48,661,512.05
Fund Balances - Budgetary Basis, June 30, 2003	\$ 12,690,908,206.05	\$ 11,701,645,438.44	\$ (1,093,721,701.78)	\$ 12,795,367,140.22	\$ 989,262,767.61	\$ 10,304,900.84	\$ 978,957,866.77

The accompanying notes to the financial statements are an integral part of this statement.

STATE OF ILLINOIS
STATEMENT OF RECEIPTS AND EXPENDITURES - BUDGETARY BASIS

FISCAL YEAR ENDED JUNE 30, 2003

	Total		Appropriated Funds			Non-Appropriated Funds		
	(memorandum only)	Total	General	Other	Total	Federal	State	
RECEIPTS:								
State Sources:								
Income Taxes.....	\$ 8,993,390,449.07	\$ 8,990,915,012.89	\$ 8,079,434,906.49	\$ 911,480,106.40	\$ 2,475,436.18	\$ 0.00	\$ 2,475,436.18	
Sales Taxes.....	9,642,915,281.33	7,052,450,735.98	6,059,373,596.86	993,077,139.12	2,590,464,545.35	0.00	2,590,464,545.35	
Sale of Bonds.....	12,721,995,739.28	12,717,165,459.00	0.00	12,717,165,459.00	4,830,280.28	0.00	4,830,280.28	
Other State Sources.....	42,596,078,034.78	17,265,680,509.55	4,699,227,994.96	12,566,452,514.59	25,330,397,525.23	0.00	25,330,397,525.23	
Federal Sources.....	10,567,674,225.06	10,449,906,481.21	3,903,873,240.72	6,546,033,240.49	117,767,743.85	84,101,300.35	33,666,443.50	
TOTAL, RECEIPTS.....	\$ 84,522,053,729.52	\$ 56,476,118,198.63	\$ 22,741,909,739.03	\$ 33,734,208,459.60	\$ 28,045,935,530.89	\$ 84,101,300.35	\$ 27,961,834,230.54	
EXPENDITURES:								
General Government.....	\$ 32,623,866,030.99	\$ 7,618,908,851.74	\$ 1,343,275,125.54	\$ 6,275,633,726.20	\$ 25,004,957,179.25	\$ 251,031.21	\$ 25,004,706,148.04	
Health and Social Services.....	15,451,709,280.07	15,287,650,507.78	9,836,975,098.58	5,450,675,409.20	164,058,772.29	0.00	164,058,772.29	
Education.....	13,192,312,195.57	11,031,689,471.30	8,593,864,126.33	2,437,825,344.97	2,160,622,724.27	0.00	2,160,622,724.27	
Transportation.....	4,449,733,048.59	4,173,350,931.73	65,037,546.51	4,108,313,385.22	276,382,116.86	0.00	276,382,116.86	
Public Protection and Justice.....	2,255,775,609.72	2,197,041,056.18	1,705,298,508.14	491,742,548.04	58,734,553.54	590,696.63	58,143,856.91	
Debt Service.....	3,093,695,386.11	3,009,344,563.88	0.00	3,009,344,563.88	84,350,822.23	0.00	84,350,822.23	
Employment and Economic Development.....	1,366,420,468.02	1,342,534,381.95	152,895,541.99	1,189,638,839.96	23,886,086.07	0.00	23,886,086.07	
Refunds (taxes and other).....	1,844,631,807.76	1,720,595,215.09	29,893,019.97	1,690,702,195.12	124,036,592.67	71.76	124,036,520.91	
Environment and Business Regulation.....	1,126,808,421.96	1,112,490,412.58	181,671,889.88	930,818,522.70	14,318,009.38	597,807.56	13,720,201.82	
Voided Warrants Issued in Prior Years.....	(35,227,096.02)	(35,182,646.68)	(15,316,213.84)	(19,866,432.84)	(44,449.34)	0.00	(44,449.34)	
TOTAL, EXPENDITURES.....	75,369,725,152.77	47,458,422,745.55	21,893,594,643.10	25,564,828,102.45	27,911,302,407.22	1,439,607.16	27,909,862,800.06	
TRANSFERS:								
From Other Funds.....	\$ 10,556,991,046.08	\$ 10,432,713,880.96	\$ 4,703,186,547.39	\$ 5,729,527,333.57	\$ 124,277,165.12	\$ 0.00	\$ 124,277,165.12	
To Other Funds.....	10,556,991,046.08	10,267,357,373.81	5,425,163,275.90	4,842,194,097.91	289,633,672.27	75,431,065.00	214,202,607.27	
NET TRANSFERS.....	\$ 0.00	\$ 165,356,507.15	\$ (721,976,728.51)	\$ 887,333,235.66	\$ (165,356,507.15)	\$ (75,431,065.00)	\$ (89,925,442.15)	
NET CHANGE IN FUND BALANCES - BUDGETARY BASIS.....	\$ 9,152,328,576.75	\$ 9,183,051,960.23	\$ 126,338,367.42	\$ 9,056,713,592.81	\$ (30,723,383.48)	\$ 7,230,628.19	\$ (37,954,011.67)	

The accompanying notes to the financial statements are an integral part of this statement.

STATE OF ILLINOIS

Notes to Financial Statements

1. SUMMARY OF SIGNIFICANT ACCOUNTING POLICIES

A. General Statement

The Comptroller is the chief fiscal officer of the State of Illinois and is responsible for maintaining the State's central fiscal accounting records. The Comptroller provides (1) an accounting control over monies in the State Treasury and (2) a control over the issuance of warrants for payment of agencies' expenditures including ascertaining that sufficient appropriations and fund balances exist before payments are made.

The Treasurer is custodian of the State's cash and investments and is accountable for the balances in many separate funds which are considered to be either in the State Treasury or outside the State Treasury.

The Comptroller's Office control over funds in the State Treasury is maintained through the following procedures: (1) receipts can be ordered into the State Treasury only by the Comptroller; (2) expenditures can be made from the State Treasury only by warrants issued by the Comptroller; and (3) transfers between funds in the State Treasury must be approved by the Comptroller.

Accounting control for funds outside the State Treasury, composed primarily of the Treasurer's clearing accounts, is the responsibility of other State agencies. Further, the Comptroller is not responsible for determining that all cash received by State agencies is deposited into the State Treasury or for determining that all State agencies' internal accounting controls and procedures are such that expenditures represent payments for goods and services received by agencies.

B. Financial Reporting Entity

The State of Illinois is a "primary government" whose financial statements consist of the primary government, organizations for which the primary government is financially accountable and other organizations for which the nature and significance of their relationship with the primary government are such that exclusion would cause the reporting entity's financial statements to be misleading or incomplete. The financial statements include all funds, elected offices, departments and agencies as well as boards, commissions, authorities and universities for which the State's elected officials are financially accountable. Financial accountability exists when the State's governing body appoints a majority of an organization's governing board and (1) the State can impose its will upon the organization or (2) there is a potential for the organization to provide specific financial benefit to, or impose specific financial burdens on the State.

The State's governing body consists of the legislative, executive and judicial branches of government. The legislative function is controlled by an elected General Assembly composed of a 59-member Senate and a 118-member House of Representatives. The executive branch consists of the Governor (the chief executive of the State), the Lieutenant Governor, the Attorney General, the Secretary of State, the Comptroller and the Treasurer. The judicial branch is composed of a seven-member Supreme Court, five Appellate Court districts and twenty-two Circuit Court judicial districts including Cook County.

The financial statements include all of the funds of the "primary government" and its "component units" that are held in the State Treasury. The primary government, which consists of organizations that make up the State's legal entity, is the nucleus of the State's reporting entity and is generally the focal point for users of the financial statements. Component units are legally separate organizations for which the State is financially accountable.

C. Basis of Presentation

The accounts of the State are organized on the basis of funds, each of which is considered to be a separate accounting entity. The transactions of each fund are summarized by providing a separate set of self-balancing accounts, which include its assets, liabilities, fund equity, revenues and expenses/expenditures. For the purpose of this

report, these funds are segregated into two major categories and four sub-categories as follows:

Appropriated Funds:

General:

General Funds consist of four funds - the General Revenue Fund, the Common School Fund, the Education Assistance Fund and the General Revenue-Common School Special Account Fund. The major portion of expenditures for health and social services, education, and the overall administrative expenses of the State are paid from the General Funds.

Other:

Other Appropriated Funds consist of the remaining funds that received an appropriation or are considered to be either supporting expenditures from another appropriated fund or subject to appropriation. These include the Highway, Special State, Bond Financed, Debt Service and Revolving Funds. Federal Trust and State Trust Funds are included if they received an appropriation.

Non-Appropriated Funds:

Federal:

These trust funds are for specific federal programs or for receiving block grants which are distributed to other funds.

State:

These trust funds which do not have appropriations are for various purposes. Many are used to account for the distribution of local tax monies collected by the State and for other specific purposes such as retirement system fund activities.

D. Measurement Focus/Basis of Accounting

Measurement focus refers to what is being measured; basis of accounting refers to when revenues and expenditures are recognized in the accounts and reported in the financial statements. Basis of accounting relates to the timing of the measurement made, regardless of the measurement focus applied.

To comply with certain statutory reporting requirements prescribed by the Illinois General Assembly, the financial statements presented herein have been prepared on a basis of accounting used by the State of Illinois for budgetary purposes. The measurement focus is to compare the resources available in a given fiscal year to the expenditures (whether established through action of the legislature and governor or as a matter of State statute) for that fiscal year.

The financial statements, prepared on a budgetary basis, on pages 23 and 24 present the fund balances and transactions relating to the fiscal year ended June 30, 2003. "Receipts" consist of all cash ordered into the State Treasury by the Comptroller during the fiscal year. "Transfers" in and out consist of all movement of monies between funds as ordered by the Comptroller during the fiscal year. "Expenditures" consist of all payments (whether electronically or by warrant) issued by the Comptroller (1) during the fiscal year and (2) during the subsequent July 1 through August 31 (the lapse period) for payment of obligations incurred on or before June 30. It should be noted that payments issued during the fiscal year excludes the prior year's lapse period expenditures.

The fund balance - budgetary basis represents available resources (beginning balance and revenues) minus expenditures, including any prior year adjustments, for the fiscal year. A positive fund balance at June 30 represents the amount of resources available for use in subsequent years. A negative fund balance at June 30 indicates that expenditures for the fiscal year exceeded available resources. A negative fund balance requires the use of next year's revenues to pay prior year expenditures.

The available cash balance does not represent the State of Illinois' fund balances, as measured on the budgetary basis of accounting. It is included only as a point of reference and simply represents the amount of cash on hand at June 30 available to satisfy the remaining current year obligations (lapse period expenditures).

2. CONTINGENCIES

The State of Illinois is involved in certain lawsuits and other legal proceedings. The results of these lawsuits and other proceedings against the State cannot be predicted with certainty at this time. Any adverse decisions from lawsuits or other legal proceedings would be settled by an appropriation to a specific agency or to the Illinois Court of Claims.

3. SUBSEQUENT EVENTS

Subsequent to June 30, 2003, the State has issued the following bonds:

General obligation bonds:

On October 30, 2003, the State issued General Obligation Bonds, Series October 2003 in the amount of \$963 million of which \$272.4 million was for refunding.

Special obligation bonds:

On July 24, 2003 the State issued Special Obligation Bonds, Build Illinois, Series July 2003 in the amount of \$150 million.

STATE OF ILLINOIS
SCHEDULE OF CHANGES IN FUND BALANCES - APPROPRIATED FUNDS - BUDGETARY BASIS

FISCAL YEAR ENDED JUNE 30, 2003

Fund Code	Fund Group and Fund	Add:		Deduct:		Available Cash Balance June 30, 2003	Expenditures (b) Lapse Period	Fund Balance - Budgetary Basis June 30, 2003		
		Receipts Ordered Into Treasury	Transfers From Other Funds	Transfers To Other Funds	Expenditures (a)					
General Funds:										
0001	General Revenue	(1,470,207,585.46)	\$	20,394,877,749.03	\$	1,222,836.92	\$	1,410,198,631.03	\$	(1,408,975,794.11)
0005	General Revenue - Common School	37,147,468.94		1,508,227,486.45		0.00		62,454,247.57		62,454,247.57
0007	Education Assistance	197,861,155.24		593,075,904.29		553,500,000.00		208,626,317.80		208,649,590.99
0412	Common School	15,138,892.08		245,728,599.26		151,291.00		44,150,253.77		44,150,253.77
	Total, General Funds	(1,220,060,069.20)	\$	22,741,909,739.03	\$	5,425,163,275.90	\$	316,653,656.06	\$	(1,093,721,701.78)
OTHER APPROPRIATED FUNDS:										
0011	Highway Funds	775,839,999.97	\$	1,532,844,522.52	\$	2,084,980,077.96	\$	327,278,683.40	\$	278,899,577.54
0902	Road Construction Account	214,643,279.75		503,563,975.44		35,076,084.00		245,171,888.69		245,171,888.69
0012	Motor Fuel Tax	106,158,656.59		1,323,648,930.84		1,239,504,360.23		112,163,449.60		105,416,278.12
0413	Countries	(19,295,208.54)		0.00		0.00		0.00		0.00
0414	Municipalities	(27,060,689.49)		155,394.53		0.00		0.00		(26,591,115.94)
0045	Townships and Road Districts	(8,757,522.53)		0.00		0.00		0.00		(8,757,522.53)
0019	Grade Crossing Protection	29,854,428.19		829.05		27,000,057.00		16,368,262.70		(7,530,215.13)
	Total, Highway Funds	1,071,382,943.94	\$	3,360,213,652.38	\$	3,458,807,771.59	\$	700,982,284.39	\$	598,466,358.57
Special State Funds:										
0542	A. G. Court Order and Voluntary Compliance Payment Projects	2,493,740.56	\$	4,787,645.40	\$	3,296.00	\$	5,037,017.79	\$	5,018,853.35
0046	Aeronautics	32,581.33		25,852.00		0.00		8,009.01		8,009.01
0046	Aggregate Operations Regulatory	92,945.89		272,252.00		0.00		104,386.89		88,386.86
0045	Agricultural Premium	5,143,022.03		1,168,619.32		23,765,389.10		6,186,426.36		4,252,324.72
0669	Airport Land Loan Revolving	364.00		1,395,440.64		0.00		1,395,804.64		1,395,804.64
0013	Alcoholism and Substance Abuse Block Grant	(3,407,901.53)		66,761,578.00		1,087.00		119,466.17		(4,039,196.31)
0422	Alternate Fuels	2,384,729.29		31,831.33		0.00		2,652,634.93		2,652,634.93
0738	Alternative Compliance Market Account	20,190.28		544.10		0.00		52,021.61		52,021.61
0060	Alzheimer's Disease Research	554,656.49		191,614.56		0.00		670,159.72		543,122.80
0531	American Diabetes Association	74,133.11		0.00		0.00		74,000.00		133.11
0273	Anna Veterans Home	590,483.96		1,753,667.16		2,971.00		773,909.30		492,456.23
0386	Appraisal Administration	3,798,744.94		416,009.10		2,093,144.00		1,231,877.75		1,196,004.10
0224	Asbestos Abatement	1,989,689.05		2,581,215.79		6,063.00		2,754,141.93		2,731,662.36
0100	Assistance to the Homeless	414,628.38		0.00		0.00		530,008.12		530,008.12
	Assisted Living and Shared Housing Regulatory	34,857.00		53,002.00		0.00		85,897.00		85,897.00
0702	Attorney General Whistleblower Reward and Protection	251,373.25		131,205.10		1,324.00		107,586.34		105,988.80
0600	Attorney General's Grant	4,692.17		0.00		0.00		4,692.17		4,692.17
0901	Auction Recovery	85,105.00		2,211.00		0.00		137,316.00		137,316.00
0643	Auction Regulation Administration	276,556.38		44,490.00		50,903.00		49,022.61		39,754.86
0342	Audit Expense	8,727,978.50		1,179,448.00		2,040,069.00		10,429,459.57		7,165,035.46
0795	Bank and Trust Company	1,588,218.78		20,382,646.65		175,362.00		3,260,480.83		2,436,170.47
0214	Brownfields Redevelopment	6,662,281.71		4,164,125.00		0.00		9,573,604.51		9,530,948.83
0686	Budget Stabilization	225,702,061.72		433,625,733.77		225,701,000.00		225,703,571.72		225,703,571.72
0960	Build Illinois	16,868,965.75		6,197,810.95		39,465,662.00		17,009,480.75		16,961,473.09
0973	Build Illinois Capital Revolving Loan	668,059.26		0.00		3,200.00		489,074.09		178,985.17
0972	Build Illinois Purposes	35.00		0.00		0.00		35.00		35.00
0109	By-Product Material Safety	693,041.68		671,520.00		0.00		767,213.43		286,499.16
0215	CDLIS/AANVA Net Trust	1,536,704.74		9,113,704.59		804.00		3,886,816.00		3,753,072.33
0614	Capital Development Board Revolving	12,301,793.70		6,476,829.54		1,633.00		7,756,269.41		7,609,918.79
0344	Care Provider Fund for Persons with Developmental Disability	5,018,976.03		36,359,399.72		2,321.00		8,039,871.04		5,327,024.92
0772	Career and Technical Education	0.00		17,706,728.00		0.00		665,547.97		408,309.25

STATE OF ILLINOIS
SCHEDULE OF CHANGES IN FUND BALANCES - APPROPRIATED FUNDS - BUDGETARY BASIS

FISCAL YEAR ENDED JUNE 30, 2003

Fund Code	Fund Group and Fund	Add:		Deduct:		Transfers To Other Funds	Expenditures (a)	Available Cash Balance June 30, 2003	Expenditures (b) Lapse Period	Fund Balance - Budgetary Basis June 30, 2003
		Receipts Ordered Into Treasury	Transfers From Other Funds	Transfers To Other Funds	Expenditures (a)					
	Special State Funds (Continued):									
0567	Charter Schools Revolving Loan.....	1,174,750.00	0.00	0.00	0.00	0.00	0.00	1,939,656.25	0.00	1,939,656.25
0934	Child Abuse Prevention.....	724,067.00	12,499.00	0.00	278,681.16	0.00	0.00	722,213.50	145,213.50	722,213.50
0357	Child Labor Enforcement.....	188,153.88	80,802.60	0.00	148,179.77	0.00	0.00	120,776.71	513.93	120,262.78
0383	Child Sexual Abuse.....	96,900.59	0.00	0.00	0.00	0.00	0.00	96,900.59	0.00	96,900.59
0757	Child Support Administrative.....	128,061,634.45	20,000,000.00	0.00	143,057,532.50	0.00	0.00	5,004,121.95	16,874,955.31	(11,870,833.36)
0533	Children's Cancer.....	2,247.97	0.00	0.00	2,247.97	0.00	0.00	2,247.97	0.00	2,247.97
0091	Clean Air Act (CAA) Permit.....	2,846,965.13	10,522,930.18	15,364.00	9,823,632.37	0.00	0.00	3,530,898.94	117,275.44	3,413,623.50
0147	Coal Mining Regulatory.....	540,419.15	244,056.20	0.00	234,556.61	0.00	0.00	549,918.74	5,515.95	544,402.79
0925	Coal Technology Development Assistance.....	526,610.13	5,278,071.68	10,511.00	17,128,679.70	0.00	0.00	6,484,694.99	5,041,558.52	1,443,136.47
0113	Community Health Center Care.....	603,242.88	243,821.96	0.00	246,076.92	0.00	0.00	600,987.92	355,034.00	245,953.92
0325	Provider Participation Fee Trust.....	43,857.59	838.00	0.00	0.00	0.00	0.00	44,695.59	2,525.00	42,170.59
0218	Community Mental Health Medicaid Trust.....	(13,496,246.64)	64,295,147.00	0.00	49,169,419.34	0.00	0.00	1,629,480.82	9,754,232.31	(8,124,751.49)
0288	Community Water Supply Laboratory.....	3,544,366.98	3,917,366.50	1,814.00	3,646,701.70	0.00	0.00	3,813,217.78	154,983.66	3,658,234.12
0543	Comptroller's Administrative.....	1,145,471.79	459,065.79	0.00	843,988.71	0.00	0.00	760,448.87	(198,582.04)	959,030.91
0608	Conservation 2000.....	9,781,413.02	0.00	8,002,050.00	10,416,561.19	0.00	0.00	5,362,801.83	654,787.43	4,708,014.40
0844	Conservation 2000 Projects.....	9,484,217.61	10,750,000.00	651.00	8,542,479.15	0.00	0.00	11,691,087.46	0.00	11,691,087.46
0809	Continuing Legal Education Trust.....	125,739.76	195,714.00	0.00	142,925.15	0.00	0.00	178,528.61	6,710.27	171,818.34
0380	Corporate Franchise Tax Refund.....	2,507,709.69	2,566,934.07	2,407,709.69	1,263,268.54	0.00	0.00	1,403,665.53	0.00	1,403,665.53
0761	Corporate Headquarters Relocation Assistance.....	0.00	0.00	0.00	0.00	0.00	0.00	0.00	0.00	0.00
0329	County Provider Trust.....	(15,632,840.23)	1,466,416,761.00	0.00	1,445,094,384.51	0.00	0.00	5,689,536.26	0.00	5,689,536.26
0434	Court of Claims Administration and Grant.....	24,744.93	225,000.00	0.00	189,191.37	0.00	0.00	60,553.56	1,858.07	58,695.49
0255	Credit Enhancement Development.....	42.00	0.00	0.00	0.00	0.00	0.00	45.00	0.00	45.00
0243	Criminal Justice Information Systems Trust.....	3,110,634.22	3,926,529.79	37,160.00	2,834,165.65	0.00	0.00	4,165,838.36	108,868.04	4,056,970.32
0886	Cycle Rider Safety Training.....	2,702,220.38	2,383,946.60	0.00	2,685,676.98	0.00	0.00	2,400,490.00	196,189.12	2,204,300.88
0863	DCFS Children's Services.....	3,858,646.03	3,391,321.52	0.00	2,322,231.74	0.00	0.00	4,927,735.81	2,316.00	4,925,419.81
0220	DCFS Training.....	29,949,169.19	417,762,332.90	80,084.00	408,721,638.71	0.00	0.00	38,909,779.38	43,420,157.34	(4,510,377.96)
0094	DH/DO Accounts Receivable.....	4,972,304.16	11,211,173.77	3,254.00	9,730,299.05	0.00	0.00	6,449,924.88	1,058,026.80	5,391,898.08
0223	Death Certificate Surcharge.....	76,270.85	1,854,476.00	0.00	851,924.43	0.00	0.00	514,097.91	42,907.26	471,190.65
0635	Department of Business Services	1,297,292.80	1,854,476.00	0.00	0.00	0.00	0.00	3,151,768.80	0.00	3,151,768.80
0363	Department of Corrections Reimbursement.....	1,862,691.93	3,979,648.00	1,462,691.93	2,448,030.84	0.00	0.00	1,931,617.16	171,836.15	1,759,781.01
0523	Design Professionals Administration	31,845,279.70	39,456,356.14	37,968.00	39,892,912.53	0.00	0.00	31,370,755.31	5,394,480.42	25,976,274.89
0888	Digital Divide Elimination.....	2,250,910.82	1,376,507.24	618,451.00	691,422.95	0.00	0.00	2,317,544.11	31,913.15	2,285,630.96
0771	Digital Divide Elimination Infrastructure.....	0.00	5,014,496.82	0.00	1,058,748.00	0.00	0.00	3,955,748.82	1,985,951.00	1,969,797.82
0528	Domestic Violence Abuser Services.....	19,882.50	8,980.73	0.00	0.00	0.00	0.00	5,000,000.00	0.00	5,000,000.00
0648	Domestic Violence Shelter and Service.....	716,303.77	537,823.93	0.00	381,728.55	0.00	0.00	28,863.23	0.00	28,863.23
0648	Downstate Public Transportation.....	24,769,952.60	45,574,061.00	22,035,210.68	35,553,275.45	0.00	0.00	12,755,527.47	1,564,272.26	11,191,255.21
0821	Dram Shop.....	1,353,687.28	4,290,652.67	38,498.00	4,503,966.36	0.00	0.00	1,101,875.59	58,137.08	1,043,738.51
0031	Drivers Education.....	6,253,931.40	18,344,197.96	5,000,719.00	16,091,290.81	0.00	0.00	3,506,119.55	28,843.03	3,477,276.52
0728	Drug Rebate.....	(2,430,892.54)	120,501,104.00	142,958,401.41	247,513,918.78	0.00	0.00	13,514,694.09	1,518,780.76	11,995,913.33
0878	Drug Traffic Prevention.....	38,998.96	121,180.41	0.00	104,811.91	0.00	0.00	55,367.46	0.00	55,367.46
0368	Drug Treatment.....	2,704,564.16	3,602,146.05	41.00	2,902,546.00	0.00	0.00	3,404,205.21	87,159.00	3,317,046.21
0276	Drunk and Drugged Driving Prevention.....	512,029.66	2,101,530.00	512,029.66	1,788,017.93	0.00	0.00	313,512.07	253,321.95	60,190.12
0548	DryCleaner Environmental Response Trust.....	6,646,551.17	2,099,878.41	19,545.00	2,322,747.25	0.00	0.00	6,404,137.33	73,790.74	6,330,346.59
0398	EMS Assistance.....	58,649.70	138,737.00	0.00	45,465.00	0.00	0.00	151,921.70	104,884.00	47,037.70
0023	Economic Research and Information.....	139,982.93	11,836.60	0.00	9,708.08	0.00	0.00	142,111.45	1,109.47	141,001.98
0620	Electronic Commerce Security Certification.....	0.00	0.00	0.00	0.00	0.00	0.00	0.00	0.00	0.00
0173	Emergency Planning and Training.....	95,773.74	57,240.00	0.00	17,219.62	0.00	0.00	135,794.12	2,768.70	133,025.42
0114	Emergency Response Reimbursement.....	49,742.00	0.00	0.00	49,742.00	0.00	0.00	49,742.00	0.00	49,742.00
0610	Energy Assistance Contribution.....	999,418.00	0.00	0.00	999,418.00	0.00	0.00	999,418.00	0.00	999,418.00
0747	Energy Efficiency Investment.....	0.00	0.00	0.00	0.00	0.00	0.00	0.00	0.00	0.00
0571	Energy Efficiency Trust.....	3,790,880.92	2,876,322.89	1,624.00	1,519,962.87	0.00	0.00	5,145,616.94	1,093,044.00	4,052,572.94
0336	Environmental Laboratory Certification.....	68,736.50	504,450.81	0.00	305,435.60	0.00	0.00	26,096.89	26,096.89	279,338.71
0944	Environmental Protection Permit and Inspection.....	2,939,680.36	4,297,811.38	13,971.00	4,183,412.39	0.00	0.00	3,040,108.35	67,018.19	2,973,090.16
0815	Estate Tax Collection Distributive.....	402.00	0.00	2,915.00	12,842,999.17	0.00	0.00	722.00	1,003,819.64	(1,003,097.64)

STATE OF ILLINOIS
SCHEDULE OF CHANGES IN FUND BALANCES - APPROPRIATED FUNDS - BUDGETARY BASIS

FISCAL YEAR ENDED JUNE 30, 2003

Fund Code	Fund Group and Fund	Fund Balance - Budgetary Basis			Receipts			Transfers From Other Funds			Transfers To Other Funds			Expenditures (a)			Available Cash Balance			Expenditures (b)			Fund Balance - Budgetary Basis			
		June 30, 2002			Ordered Into Treasury			Other Funds			Other Funds			Expenditures (a)			June 30, 2003			Lapse Period			June 30, 2003			
		June 30, 2002	June 30, 2002	June 30, 2002	Ordered Into Treasury	Transfers From Other Funds	Transfers To Other Funds	Expenditures (a)	Expenditures (a)	Expenditures (a)	Expenditures (a)	Expenditures (a)	Expenditures (a)	Expenditures (a)	Expenditures (a)	Expenditures (a)	Expenditures (a)	Expenditures (a)	Expenditures (a)	Expenditures (a)	Expenditures (a)	Expenditures (a)	Expenditures (a)	Expenditures (a)	Expenditures (a)	
	Special State Funds (Continued):																									
0145	Explosives Licensing.....	69,223.30	111,882.50	0.00	0.00	0.00	135,568.74	0.00	0.00	0.00	0.00	45,537.06	6,047.95	39,489.11												
0118	Facility Licensing.....	205,921.17	261,086.00	0.00	0.00	83,910.56	383,096.61	0.00	0.00	0.00	0.00	321,654.03	61,442.58	321,654.03												
0245	Fair and Exposition.....	3,049,895.24	1,661,492.77	1,661,492.77	0.00	1,428,900.00	1,200,967.44	0.00	0.00	0.00	0.00	3,282,488.01	118,640.07	421,932.49												
0720	Family Care.....	0.00	1,741,560.00	0.00	0.00	1,200,967.44	0.00	0.00	0.00	0.00	0.00	540,592.56	0.00	10,500.00												
0322	Family Responsibility.....	8,970.00	1,530.00	0.00	0.00	0.00	304,814.16	0.00	0.00	0.00	0.00	10,500.00	0.00	10,500.00												
0520	Federal Asset Forfeiture.....	2,842,588.52	886,568.80	0.00	0.00	0.00	378,587.00	0.00	0.00	0.00	0.00	3,291,297.85	0.00	3,291,297.85												
0212	Federal Financing Cost Reimbursement.....	5,087,353.60	7,000,000.00	0.00	0.00	7,671,559.67	0.00	0.00	0.00	0.00	0.00	4,415,793.93	0.00	4,415,793.93												
0433	Federal High Speed Rail Trust.....	1,251,740.59	797,885.51	0.00	0.00	800,577.22	1,249,048.88	0.00	0.00	0.00	0.00	1,242,605.58	6,443.30	1,242,605.58												
0369	Feed Control.....	604,172.36	438,967.98	0.00	0.00	304,022.56	739,117.78	0.00	0.00	0.00	0.00	609,279.52	129,838.26	609,279.52												
0290	Fertilizer Control.....	4,864,287.32	6,348,287.41	0.00	0.00	4,165,574.28	7,047,578.45	0.00	0.00	0.00	0.00	6,867,975.11	179,603.34	6,867,975.11												
0021	Financial Institution.....	17,636,674.82	19,000,328.88	0.00	0.00	12,412,436.63	14,005,414.07	0.00	0.00	0.00	0.00	13,111,651.08	893,762.99	13,111,651.08												
0047	Fire Prevention.....	129,306.70	232,617.00	0.00	0.00	248,465.74	113,457.96	0.00	0.00	0.00	0.00	96,433.49	17,024.47	96,433.49												
0071	Firearm Owner's Notification.....	829,919.50	93,458.00	0.00	0.00	0.00	923,377.50	0.00	0.00	0.00	0.00	923,377.50	0.00	923,377.50												
0260	Fish and Wildlife Endowment.....	2,034,476.40	1,099,733.51	0.00	0.00	1,033,674.62	2,100,535.29	0.00	0.00	0.00	0.00	2,056,240.47	44,294.82	2,056,240.47												
0014	Food and Drug Safety.....	0.00	0.00	0.00	0.00	0.00	0.00	0.00	0.00	0.00	0.00	0.00	0.00	0.00												
0597	Foreign Language Interpreter.....	106,235,501.59	89,314.00	0.00	0.00	34,912,263.37	71,233,924.22	0.00	0.00	0.00	0.00	67,061,620.50	4,172,303.72	67,061,620.50												
0611	Fund For Illinois' Future.....	45,932.14	0.00	0.00	0.00	0.00	45,932.14	0.00	0.00	0.00	0.00	45,932.14	0.00	45,932.14												
0503	Gang Crime Witness Protection.....	439,152.56	138,927.50	0.00	0.00	243,105.40	334,148.66	0.00	0.00	0.00	0.00	294,218.25	39,930.41	294,218.25												
0155	General Assembly Computer Equipment Revolving.....	577,424.48	179,181.67	0.00	0.00	158,929.07	597,677.08	0.00	0.00	0.00	0.00	447,622.75	150,054.33	447,622.75												
0196	General Assembly Operations Revolving.....	0.00	0.00	0.00	0.00	444,892.87	444,892.87	0.00	0.00	0.00	0.00	0.00	0.00	0.00												
0107	General Obligation Bond Rebate.....	20,249,872.94	9,039,488.99	0.00	0.00	2,883,009.13	10,076,151.80	0.00	0.00	0.00	0.00	9,930,745.96	145,405.84	9,930,745.96												
0022	General Professions Dedicated.....	64,049.23	0.00	0.00	0.00	59,460.30	4,588.93	0.00	0.00	0.00	0.00	4,588.93	0.00	4,588.93												
0947	Governor's Grant.....	0.00	0.00	0.00	0.00	0.00	0.00	0.00	0.00	0.00	0.00	0.00	0.00	0.00												
0530	Grape and Wine Resource.....	116,806.06	2,459.23	0.00	0.00	500,000.00	161,485.30	0.00	0.00	0.00	0.00	161,485.30	0.00	161,485.30												
0025	Group Home Loan Revolving.....	150,499.32	168,360.16	6.90	0.00	126,590.30	192,276.08	0.00	0.00	0.00	0.00	192,276.08	0.00	192,276.08												
0739	Group Workers' Compensation Pool Insolvency.....	101,712.79	118,565.00	118.00	0.00	65,343.81	155,051.98	0.00	0.00	0.00	0.00	154,614.94	437.04	154,614.94												
0297	Guardianship and Advocacy.....	21,880,790.22	28,856,126.16	2,000,000.00	0.00	21,761,609.19	30,967,876.19	0.00	0.00	0.00	0.00	29,667,758.20	1,300,117.99	29,667,758.20												
0828	Hazardous Waste.....	166,935.10	10,900.00	0.00	0.00	8,599.25	169,255.85	0.00	0.00	0.00	0.00	168,644.10	611.75	168,644.10												
0282	Hazardous Waste Occupational Licensing.....	584,534.20	411,517.84	0.00	0.00	359,801.70	636,250.34	0.00	0.00	0.00	0.00	533,682.34	102,568.00	533,682.34												
0840	Hazardous Waste Research.....	4,741,356.37	1,803,757.57	0.00	0.00	1,835,146.95	709,966.99	0.00	0.00	0.00	0.00	637,983.34	71,983.65	637,983.34												
0524	Health Facility Plan Review.....	(20,805,647.45)	1,289,727,641.12	0.00	0.00	1,243,173,533.24	25,748,460.43	0.00	0.00	0.00	0.00	(45,825,648.63)	71,574,109.06	(45,825,648.63)												
0907	Health Insurance Reserve.....	299,319.11	85,032.00	0.00	0.00	71,077.25	313,273.86	0.00	0.00	0.00	0.00	310,955.37	2,318.49	310,955.37												
0938	Hearing Instrument Dispenser Examining and Disciplinary.....	0.00	504,592.00	0.00	0.00	180,796.69	473,795.31	0.00	0.00	0.00	0.00	465,335.12	8,460.19	465,335.12												
0746	Home Inspector Administration.....	167.62	1,000,000.00	0.00	0.00	998,353.00	1,814.62	0.00	0.00	0.00	0.00	1,814.62	0.00	1,814.62												
0672	Homelessness Prevention.....	1,510.00	0.00	0.00	0.00	(551.00)	0.00	0.00	0.00	0.00	0.00	0.00	0.00	0.00												
0683	Homeowner's Tax Relief.....	4,562,185.70	11,915,672.14	0.00	0.00	7,126,691.48	4,530,241.34	0.00	0.00	0.00	0.00	4,043,817.08	486,424.26	4,043,817.08												
0630	Horse Racing.....	0.00	0.00	0.00	0.00	0.00	0.00	0.00	0.00	0.00	0.00	0.00	0.00	0.00												
0632	Horse Racing Equity.....	(2,911,350.94)	25,573,911.32	0.00	0.00	22,371,733.49	290,826.89	0.00	0.00	0.00	0.00	(2,167,445.60)	2,458,272.49	(2,167,445.60)												
0692	ICB Adult Education.....	154,934.50	272,621.64	0.00	0.00	83,344.80	47,085.54	0.00	0.00	0.00	0.00	46,220.15	865.39	46,220.15												
0242	ISAC Accounts Receivable.....	1,480.00	640.00	0.00	0.00	0.00	2,120.00	0.00	0.00	0.00	0.00	2,120.00	0.00	2,120.00												
0638	Illinois Adoption Registry and Medical Information Exchange.....	14,075,901.16	48,311,695.09	0.00	0.00	30,109,533.06	32,277,262.19	0.00	0.00	0.00	0.00	26,963,507.70	5,313,754.49	26,963,507.70												
0286	Illinois Affordable Housing Trust.....	10,200.00	7,675.00	0.00	0.00	1,000,000.00	17,875.00	0.00	0.00	0.00	0.00	17,875.00	0.00	17,875.00												
0570	Illinois and Michigan Canal.....	1,000,000.00	0.00	0.00	0.00	1,000,000.00	0.00	0.00	0.00	0.00	0.00	0.00	0.00	0.00												
0634	Illinois Aquaculture Development.....	1,126,083.98	3,540,265.63	0.00	0.00	1,671,698.91	1,796,073.59	0.00	0.00	0.00	0.00	937,882.02	147,634.66	937,882.02												
0982	Illinois Beach Marina.....	1,251.06	104.00	0.00	0.00	0.00	1,355.06	0.00	0.00	0.00	0.00	1,355.06	0.00	1,355.06												
0628	Illinois Building Commission Revolving.....	718,048.19	733,646.31	0.00	0.00	924,354.46	525,639.04	0.00	0.00	0.00	0.00	516,647.06	8,991.98	516,647.06												
0549	Illinois Charity Bureau.....	(209,037.67)	13,940,056.06	0.00	0.00	12,674,289.20	1,055,576.19	0.00	0.00	0.00	0.00	(431,532.55)	1,487,108.74	(431,532.55)												
0339	Illinois Community College Board Contracts and Grants.....	463,764.03	675,410.68	0.00	0.00	509,566.64	629,608.07	0.00	0.00	0.00	0.00	439,552.72	190,055.35	439,552.72												
0024	Illinois Department of Agriculture Laboratory Services Revolving.....	1,859,572.63	64,017.51	0.00	0.00	0.00	1,923,590.14	0.00	0.00	0.00	0.00	1,923,590.14	0.00	1,923,590.14												
0974	Illinois Equity.....	405,780.42	278,307.00	0.00	0.00	33,350.16	650,737.26	0.00	0.00	0.00	0.00	650,737.26	289.61	650,737.26												
0510	Illinois Fire Fighters' Memorial.....	1,872,442.80	2,315,812.98	0.00	0.00	2,087,478.19	2,100,777.59	0.00	0.00	0.00	0.00	1,909,358.38	191,419.21	1,909,358.38												
0905	Illinois Forestry Development.....	301,499.86	3,959,047.60	0.00	0.00	2,462,062.81	1,796,073.59	0.00	0.00	0.00	0.00	1,375,466.57	1,375,466.57	1,375,466.57												
0055	Illinois Gaming Law Enforcement.....	1,489,816.26	1,112,048.13	0.00	0.00	628,030.08	477,047.00	0.00	0.00	0.00	0.00	1,496,787.31	0.00	1,496,787.31												

STATE OF ILLINOIS
SCHEDULE OF CHANGES IN FUND BALANCES - APPROPRIATED FUNDS - BUDGETARY BASIS

FISCAL YEAR ENDED JUNE 30, 2003

Fund Code	Fund Group and Fund	Fund Balance - Budgetary Basis		Add:		Deduct:		Fund Balance - Budgetary Basis		
		June 30, 2002	June 30, 2003	Receipts Ordered Into Treasury	Transfers From Other Funds	Transfers To Other Funds	Expenditures (a)	Available Cash Balance June 30, 2003	Expenditures (b) Lapse Period	June 30, 2003
	Special State Funds (Continued):									
	Illinois Health Care Cost Containment									
0209	Special Studies.....	69,921.64		18,050.00	0.00	87,971.64	0.00	0.00	0.00	0.00
0238	Illinois Health Facilities Planning.....	2,904,527.06		1,631,943.38	0.00	2,000,000.00	0.00	1,565,700.63	77,547.41	1,488,153.22
0538	Illinois Historic Sites.....	325,727.36		2,320,681.85	0.00	8,789.00	0.00	1,759,123.00	130,293.82	748,203.39
0768	Illinois Mathematics and Science Academy Income.....	511,592.58		1,115,534.28	5.00	1,391.00	0.00	522,292.57	42,031.34	480,261.23
0725	Illinois Military Family Relief.....	0.00		49,074.09	0.00	0.00	0.00	49,074.09	0.00	49,074.09
0927	Illinois National Guard Armory Construction.....	460,511.58		3,000.00	0.00	0.00	0.00	364,055.58	2,400.00	364,055.58
0631	Illinois Racing Quarterhorse Breeders.....	43,692.00		400.00	0.00	0.00	0.00	750.79	39,030.08	(1,649.21)
0175	Illinois School Asbestos Abatement.....	1,441,881.78		634,041.18	0.00	0.00	0.00	1,412,471.39	29,030.08	1,373,441.31
0225	Illinois Sports Facilities.....	0.00		29,166,000.00	0.00	0.00	0.00	0.00	0.00	0.00
0708	Illinois Standardbred Breeders.....	316,124.65		4,050.00	1,679,981.10	0.00	0.00	407,596.17	49,266.72	358,329.45
0833	Illinois State Dental Disciplinary.....	67,094.05		3,075,772.99	0.00	1,112,023.00	0.00	1,391,221.66	41,016.76	1,350,204.90
0438	Illinois State Fair.....	1,574,677.51		4,347,761.06	0.00	1,220.00	0.00	459,447.65	358,932.20	100,495.45
0093	Illinois State Medical Disciplinary.....	14,581,547.56		5,640,331.74	0.00	3,208,523.00	0.00	13,516,714.65	186,311.15	13,330,403.50
0057	Illinois State Pharmacy Disciplinary.....	6,450,099.34		1,492,334.06	0.00	1,225,374.00	0.00	5,658,456.87	74,490.71	5,583,966.16
0954	Illinois State Podiatric Disciplinary.....	304,361.78		477,631.82	0.00	158,105.00	0.00	574,276.70	840.00	573,436.70
0423	Illinois Student Assistance Commission Higher EdNet.....	57,285.95		10.00	0.00	0.00	0.00	2,068.46	0.00	2,068.46
0281	Illinois Tax Increment.....	794,847.84		17,367,492.17	0.00	0.00	0.00	5,121,885.34	4,287,655.01	834,230.33
0709	Illinois Thoroughbred Breeders.....	242,095.41		5,100.00	2,402,144.01	581.00	0.00	1,825,588.60	1,536,967.96	288,620.64
	Illinois Underground Utility Facilities									
0127	Damage Prevention.....	400.00		6,462.50	0.00	0.00	0.00	6,862.50	0.00	6,862.50
0036	Illinois Veterans' Rehabilitation.....	748,814.33		39,591.00	4,176,767.00	0.00	0.00	1,080,160.14	135,705.41	944,454.73
0909	Illinois Wildlife Preservation.....	451,590.98		26,675.09	259,902.49	0.00	0.00	613,635.51	99,751.23	513,884.28
0278	Income Tax Refund.....	942,702.98		1,741,659,453.19	35,130,927.43	150,016,457.00	0.00	1,601,084,504.96	0.00	26,632,121.64
0735	Independent Academic Medical Center.....	0.00		2,000,000.00	0.00	0.00	0.00	0.00	0.00	0.00
0534	Industrial Commission Operations.....	321,916.83		150,325.00	0.00	0.00	0.00	472,241.83	0.00	472,241.83
0049	Industrial Hygiene Regulation and Enforcement.....	20,186.63		2,455.00	0.00	0.00	0.00	22,641.63	0.00	22,641.63
0997	Insurance Financial Regulation.....	3,363,700.25		18,650,671.99	8,554.00	1,000,000.00	0.00	4,964,210.15	656,676.05	4,307,534.10
0378	Insurance Premium Tax Refund.....	4,435,181.71		1,000,000.00	782.00	0.00	0.00	2,941,716.52	0.00	2,941,716.52
0922	Insurance Producer Administration.....	11,421,992.21		14,078,855.31	6,632.00	4,000,000.00	0.00	9,734,361.63	461,502.79	9,272,858.84
0984	International and Promotional.....	171,018.11		535,363.22	0.00	0.00	0.00	663,797.83	12,987.40	650,810.43
0621	International Tourism.....	4,663,828.01		6,553,001.33	0.00	5,179.00	0.00	3,589,604.01	610,388.06	2,979,215.95
0581	Juvenile Accountability Incentive Block Grant.....	12,116,661.73		8,816,152.89	29.00	0.00	0.00	11,811,100.13	3,999,690.95	7,811,409.18
0575	Medicaid Matching.....	(1,052,334.38)		3,823,744.00	0.00	0.00	0.00	3.52	72,001.20	(71,997.68)
0017	Keep Illinois Beautiful.....	10,470.68		75,000.00	0.00	0.00	0.00	10,867.58	0.00	10,867.58
0165	Korean War Veterans National Museum and Library.....	36,885.54		0.00	4,048.36	0.00	0.00	40,933.90	0.00	40,933.90
0536	LEADS Maintenance.....	3,158,639.60		2,637,919.38	0.00	0.00	0.00	2,957,703.16	374,647.61	2,583,055.55
0945	Landfill Closure and Post-Closure.....	270,549.86		88,393.62	0.00	1,073.00	0.00	301,733.78	39,733.78	262,000.00
0975	Large Business Attraction.....	3,370,981.12		1,716,079.69	0.00	0.00	0.00	4,087,060.81	0.00	4,087,060.81
0272	LaSalle Veterans Home.....	1,139,831.37		3,707,213.50	0.00	5,879.00	0.00	1,080,784.15	328,583.04	752,201.11
0769	Lawyers' Assistance Program.....	0.00		403,354.00	0.00	0.00	0.00	278,354.00	0.00	278,354.00
0360	Lead Poisoning, Screening, Prevention and Abatement.....	1,028,161.37		3,209,169.86	0.00	0.00	0.00	1,879,353.44	918,846.23	960,507.21
0924	Lieutenant Governor's Grant.....	1,121.93		0.00	0.00	0.00	0.00	1,121.93	0.00	1,121.93
0026	Live and Learn.....	4,928,866.55		0.00	20,904,000.00	3,461.00	0.00	6,410,374.31	4,105,707.66	2,304,666.65
0040	Livestock Management Facilities.....	69,670.00		26,680.00	0.00	0.00	0.00	96,350.00	0.00	96,350.00
0044	Lobbyist Registration Administration.....	630,342.32		248,020.00	0.00	0.00	0.00	514,235.20	18,213.81	496,021.39
0515	Local Government Distributive.....	(13,356,854.62)		0.00	893,553,267.27	16,004.00	0.00	45,191.39	13,067,077.81	(13,021,886.42)
0762	Local Initiative.....	(2,032,499.22)		0.00	21,300,382.00	1,408.00	0.00	1,528,335.62	2,473,599.05	(945,263.43)
0969	Local Tourism.....	1,752,132.97		11,649,780.16	0.00	7,598.00	0.00	1,989,338.66	1,039,971.15	949,367.51
0285	Long Term Care Monitor/Receiver.....	469,732.27		392,716.55	0.00	0.00	0.00	635,260.89	6,517.57	628,743.32
0345	Long Term Care Provider.....	(67,360,932.86)		894,015,682.63	15,517,179.67	157,162,632.00	0.00	52,404,476.05	66,447,740.30	(14,043,264.25)
0599	Mammogram.....	80,837.00		78,822.00	0.00	0.00	0.00	84,659.00	0.00	84,659.00
0262	Mandatory Arbitration.....	8,982,806.38		5,737,020.63	101.00	0.00	0.00	10,330,827.65	107,314.91	10,223,512.74
0980	Manteno Veterans Home.....	2,866,657.41		10,250,629.23	0.00	18,820.00	0.00	5,505,346.54	1,259,816.73	4,245,529.81

STATE OF ILLINOIS
SCHEDULE OF CHANGES IN FUND BALANCES - APPROPRIATED FUNDS - BUDGETARY BASIS

FISCAL YEAR ENDED JUNE 30, 2003

Fund Code	Fund Group and Fund	Fund Balance - Budgetary Basis		Add:		Deduct:		Transfers From Other Funds	Transfers To Other Funds	Expenditures (a)	Available Cash Balance June 30, 2003	Expenditures (b) Lapse Period	Fund Balance - Budgetary Basis June 30, 2003
		June 30, 2002	June 30, 2003	Receipts Ordered Into Treasury	Other Funds	Other Funds	Expenditures (c)						
	Special State Funds (Continued):												
0776	Private Library and Museum Operating	0.00	0.00	0.00	0.00	0.00	0.00	3,000,000.00	0.00	1,292,091.29	1,707,908.71	565,926.64	1,141,982.07
0778	Private Business and Vocational Schools	279,008.76	279,008.76	171,650.00	0.00	39,782.54	0.00	0.00	0.00	39,782.54	410,876.22	5,836.14	405,040.08
0932	Professional Regulation Evidence	33,807.87	33,807.87	0.00	0.00	0.00	0.00	0.00	0.00	33,807.87	33,807.87	0.00	33,807.87
0238	Professions Indirect Cost	(227,586.85)	(227,586.85)	36,303.00	0.00	11,985,078.20	0.00	2,500,000.00	0.00	682,965.95	746,346.55	0.00	(63,380.60)
0626	Prostate Cancer Research	338,006.74	338,006.74	0.00	0.00	128,337.45	0.00	0.00	0.00	466,344.19	466,344.19	0.00	466,344.19
0341	Provider Inquiry Trust	522,954.11	522,954.11	684,501.85	0.00	489,451.19	0.00	0.00	0.00	718,004.77	166,394.12	0.00	551,610.65
0340	Public Health Services Revolving	936,496.67	936,496.67	1,943,656.06	0.00	1,906,720.71	0.00	0.00	0.00	412,757.09	412,757.09	0.00	560,674.93
0256	Public Health Water Permit	55,388.00	55,388.00	84,925.00	0.00	43,986.99	0.00	0.00	0.00	96,326.01	13,840.00	0.00	82,486.01
0993	Public Infrastructure Construction	2,407,266.11	2,407,266.11	1,051,533.77	0.00	1,050,776.40	2,516.00	0.00	0.00	2,405,507.48	28,505.64	0.00	2,377,001.84
0546	Public Pension Regulation	1,305,543.30	1,305,543.30	375,714.48	0.00	627,333.16	223.00	0.00	0.00	1,054,147.62	31,163.17	0.00	1,022,984.45
0627	Public Transportation	4,664,015.69	4,664,015.69	21,791,791.20	0.00	225,285,356.09	23,767.00	800,000.00	23,767.00	4,914,847.33	0.00	0.00	433.00
0639	Quincy Veterans Home	7,105,195.65	7,105,195.65	17,842,144.75	0.00	20,741,481.36	0.00	29,224.00	0.00	9,712,477.64	1,098,705.24	0.00	3,816,142.09
0187	RTA Occupation and Use Tax Replacement	(1,403,038.85)	(1,403,038.85)	0.00	0.00	16,112,987.33	0.00	0.00	0.00	1,403,038.85	1,700,405.94	0.00	8,012,071.70
0067	Radiation Protection	1,557,523.69	1,557,523.69	6,100,148.85	0.00	5,614,541.09	0.00	0.00	0.00	2,043,131.45	465,538.21	0.00	(1,435,331.03)
0943	Radiation Waste Facility Closure and Compensation	5,889,557.19	5,889,557.19	112,699.00	0.00	0.00	0.00	0.00	0.00	6,002,256.19	0.00	0.00	6,002,256.19
0942	Radiation Waste Facility Development and Operation	4,080,644.23	4,080,644.23	561,778.02	0.00	655,387.34	0.00	0.00	0.00	3,987,034.91	97,785.49	0.00	3,889,249.42
0936	Rail Freight Loan Repayment	2,582,046.80	2,582,046.80	1,064,862.15	0.00	69,654.84	0.00	0.00	0.00	3,577,254.11	0.00	0.00	3,577,254.11
0750	Real Estate Audit	202,068.00	202,068.00	4,370.00	0.00	0.00	0.00	0.00	0.00	206,438.00	206,438.00	0.00	206,438.00
0850	Real Estate License Administration	4,482,898.83	4,482,898.83	4,583,588.03	0.00	4,192,991.95	632,661.00	0.00	632,661.00	4,240,833.91	232,393.47	0.00	4,008,440.44
0849	Real Estate Research and Education	188,994.93	188,994.93	5,136.00	0.00	125,000.00	0.00	125,000.00	0.00	306,401.93	306,401.93	0.00	306,401.93
0151	Registered CPA Administration and Disciplinary	2,341,578.05	2,341,578.05	240,185.44	0.00	31,626.83	632,274.00	0.00	632,274.00	1,917,862.66	10,215.08	0.00	1,907,647.58
0167	Registered Limited Liability Partnership	252,011.55	252,011.55	142,495.00	0.00	69,856.71	52,011.55	0.00	52,011.55	272,638.29	2,398.36	0.00	270,239.93
0388	Regulatory Evaluation and Basic Enforcement	109,818.77	109,818.77	57,400.00	0.00	13,844.44	0.00	0.00	0.00	153,374.33	1,915.73	0.00	151,458.60
0564	Renewable Energy Resources Trust	14,808,982.60	14,808,982.60	5,278,071.66	0.00	2,502,341.00	5,000,983.00	0.00	0.00	12,583,730.26	1,285,191.00	0.00	11,298,539.26
0235	Rural Diversification Revolving	2,116.87	2,116.87	34.00	0.00	2,145.87	0.00	0.00	0.00	5.00	0.00	0.00	0.00
0048	Rural/Domestic Health Access	88,210.55	88,210.55	6,250.00	0.00	79,509.73	0.00	0.00	0.00	14,950.82	1,562.50	0.00	13,388.32
0042	Saimon	179,323.86	179,323.86	213,138.50	0.00	223,364.99	0.00	0.00	0.00	169,097.37	10,147.32	0.00	158,950.05
0244	Savings and Residential Finance Regulatory	5,303,690.21	5,303,690.21	5,051,750.59	0.00	4,565,017.06	1,966,501.00	0.00	1,966,501.00	3,823,922.74	203,958.10	0.00	3,619,964.64
0130	School District Emergency Financial Assistance	802,082.89	802,082.89	7,228,000.00	0.00	6,263,500.00	0.00	0.00	0.00	1,766,582.89	0.00	0.00	1,766,582.89
0568	School Infrastructure	44,721,383.56	44,721,383.56	104,714,620.36	0.00	11,276,092.36	138,160,476.56	565.00	138,160,476.56	0.00	67,529.77	0.00	(67,529.77)
0544	School Technology Revolving	62,619.14	62,619.14	91,228.00	0.00	100,000.00	0.00	0.00	0.00	53,847.14	0.00	0.00	53,847.14
0569	School Technology Revolving Loan	33,649,873.28	33,649,873.28	21,259,176.78	0.00	6,892,434.00	5,000,783.00	0.00	0.00	308,650.00	42,707,183.06	0.00	42,707,183.06
0732	Secretary of State DUI Administration	265,667.79	265,667.79	1,645,620.00	0.00	567,209.33	0.00	0.00	0.00	2,411.25	1,341,667.21	0.00	1,341,667.21
0374	Secretary of State Evidence	23,957.82	23,957.82	30,223.33	0.00	0.00	0.00	0.00	0.00	54,183.15	6,328.00	0.00	47,855.15
0759	Secretary of State Police Services	0.00	0.00	14,395.00	0.00	0.00	0.00	0.00	0.00	14,395.00	0.00	0.00	14,395.00
0185	Secretary of State Special License Plate	261,851.65	261,851.65	688,738.00	0.00	818,717.31	0.00	0.00	0.00	131,872.34	40,150.58	0.00	91,721.76
0483	Secretary of State Special Services	3,159,711.66	3,159,711.66	22,058,496.00	0.00	16,406,112.98	1,876,690.00	0.00	1,876,690.00	6,935,404.68	1,689,945.84	0.00	5,245,458.84
0948	Secretary of State's Grant	31,775.39	31,775.39	7,150.00	0.00	8,366.84	0.00	0.00	0.00	30,588.55	500.00	0.00	30,088.55
0362	Securities Audit and Enforcement	26,472,916.48	26,472,916.48	8,455,132.00	0.00	5,240,642.25	14,000,588.00	0.00	14,000,588.00	15,686,818.23	293,910.75	0.00	15,392,907.48
0292	Securities Investors Education	34,374.97	34,374.97	2,158,139.00	0.00	(191,508.72)	0.00	0.00	0.00	2,384,022.69	24,286.40	0.00	2,359,736.29
0930	Senior Citizens Real Estate Deferred Tax Revolving	2,126,136.97	2,126,136.97	3,943,445.79	0.00	3,807,067.89	0.00	0.00	0.00	2,262,514.87	290,663.74	0.00	1,971,851.13
0588	Sex Offender Management Board	498.03	498.03	29,000.00	0.00	24,386.14	0.00	0.00	0.00	20,043.00	0.00	0.00	20,043.00
0527	Sex Offender Registration	16,661.93	16,661.93	10,718.18	0.00	0.00	0.00	0.00	0.00	5,111.89	12,936.43	0.00	(7,824.54)
0355	Sexual Assault Services	103,833.47	103,833.47	21,238.61	0.00	100,000.00	0.00	0.00	0.00	27,380.11	0.00	0.00	27,380.11
0389	Sexual Assault Services	18,608.78	18,608.78	390,639.85	0.00	333,364.89	0.00	0.00	0.00	25,072.08	0.00	0.00	25,072.08
0866	Snowmobile Trail Establishment	24,116.14	24,116.14	102,447.00	0.00	25,390.36	0.00	0.00	0.00	11,757.06	11,757.06	0.00	63,626.68
0078	Solid Waste Management	9,588,671.76	9,588,671.76	13,504,357.22	0.00	8,148,407.34	2,004,760.00	0.00	2,004,760.00	12,939,861.64	787,518.22	0.00	25,390.36
0171	Solid Waste Management Revolving Loan	(15,123,223.27)	(15,123,223.27)	208,998.94	0.00	0.00	0.00	0.00	0.00	3,030,874.71	0.00	0.00	12,152,343.42
0355	Special Education Medicaid Matching	947.71	947.71	69,345.00	0.00	66,722.96	11,046.00	0.00	11,046.00	20,891,988.64	20,891,988.64	0.00	(20,891,979.91)
0989	Spinal Cord Injury Revolving	4,681.18	4,681.18	76,720.48	0.00	0.00	0.00	0.00	0.00	3,569.75	0.00	0.00	3,569.75
0714	Spinal Cord Injury Paralysis Cure Research Trust	36,451,059.66	36,451,059.66	153,024,277.23	0.00	32,225,974.68	140,128,895.50	0.00	140,128,895.50	2,870,662.06	2,870,662.06	0.00	81,401.66
0186	State and Local Sales Tax Reform				0.00					17,112,466.71			14,249,804.65

STATE OF ILLINOIS
 SCHEDULE OF CHANGES IN FUND BALANCES - APPROPRIATED FUNDS - BUDGETARY BASIS

FISCAL YEAR ENDED JUNE 30, 2003

Fund Code	Fund Group and Fund	Fund Balance - Budgetary Basis		Add:		Deduct:		Transfers To Other Funds	Transfers From Other Funds	Expenditures (a)	Available Cash Balance		Expenditures (b) Lapse Period	Fund Balance - Budgetary Basis June 30, 2003
		June 30, 2002	June 30, 2003	Receipts Ordered Into Treasury	Transfers To Other Funds	Expenditures (a)	Cash Balance June 30, 2003				Expenditures (b) Lapse Period			
Special State Funds (Continued):														
0514	State Asset Forfeiture.....	918,117.40	918,117.40	5,674,066.36	1,429.00	1,621,465.66	0.00	0.00	0.00	1,621,465.66	4,969,289.10	486,678.41	4,482,610.69	
0579	State Board of Education.....	28,987.49	28,987.49	97,678.00	0.00	99,727.38	0.00	0.00	0.00	99,727.38	26,938.11	1,488.98	25,449.13	
0591	State Board of Education Special Purpose Trust.....	6,100.12	6,100.12	58,896.76	0.00	6,100.00	0.00	0.00	0.00	6,100.00	58,896.88	443,364.67	2,214,844.52	
0039	State Boating Act.....	1,883,203.37	1,883,203.37	5,539,608.21	0.00	9,804,602.39	0.00	0.00	0.00	9,804,602.39	2,658,209.19	0.00	334,101.00	
0417	State College and University Trust.....	330,051.00	330,051.00	205,225.00	0.00	372,195.30	0.00	0.00	0.00	372,195.30	618,111.70	107,457.74	510,653.96	
0152	State Crime Laboratory.....	485,286.90	485,286.90	505,020.10	0.00	74,423.41	0.00	0.00	0.00	74,423.41	162,758.23	12,637,635.44	162,758.23	
0293	State Furbearer.....	143,291.17	143,291.17	79,373.47	0.00	112,048,955.26	0.00	0.00	0.00	112,048,955.26	9,099,179.63	12,700,272.09	(3,538,455.81)	
0129	State Gaming.....	4,172,913.25	4,172,913.25	670,476,979.64	0.00	268,907,118.09	0.00	0.00	0.00	268,907,118.09	5,824,078.25	12,700,272.09	(6,876,193.84)	
0711	State Lottery.....	(4,902,836.34)	(4,902,836.34)	819,376,701.01	0.00	710,062.88	0.00	0.00	0.00	710,062.88	2,391,783.69	0.00	2,391,783.69	
0953	State Migratory Waterfowl Stamp.....	2,450,606.07	2,450,606.07	651,240.50	0.00	25,312.57	0.00	0.00	0.00	25,312.57	524,589.63	70,868.12	453,721.51	
0537	State Offender DNA Identification System.....	83,622.18	83,622.18	666,280.02	0.00	0.00	0.00	0.00	0.00	0.00	224,605.19	0.00	224,605.19	
0782	State Parking Facility Maintenance.....	166,823.19	166,823.19	57,782.00	0.00	6,522,645.42	0.00	0.00	0.00	6,522,645.42	3,448,189.05	476,344.85	2,197,184.20	
0040	State Parks.....	1,970,741.14	1,970,741.14	8,000,073.33	0.00	108,460,378.30	0.00	0.00	0.00	108,460,378.30	33,226,067.91	465,205.71	32,760,862.20	
0054	State Pensions.....	52,682,981.96	52,682,981.96	89,003,464.25	0.00	211,885.98	0.00	0.00	0.00	211,885.98	880,708.18	0.00	880,708.18	
0353	State Phleasant.....	622,902.77	622,902.77	397,108.39	0.00	77,206.44	0.00	0.00	0.00	77,206.44	847,229.04	319,002.80	528,226.24	
0222	State Police DUT.....	448,544.30	448,544.30	475,891.18	0.00	16,485,594.72	0.00	0.00	0.00	16,485,594.72	3,211,537.00	1,047,369.83	2,164,167.17	
0906	State Police Services.....	5,072,303.13	5,072,303.13	17,634,491.59	0.00	185,854.48	0.00	0.00	0.00	185,854.48	180,929.08	0.00	180,929.08	
0246	State Police Vehicle.....	194,759.56	194,759.56	172,024.00	0.00	0.00	0.00	0.00	0.00	0.00	0.00	0.00	0.00	
0246	State Police Whistleblower Reward and Protection.....	1,318,672.31	1,318,672.31	131,170.70	0.00	157,171.89	0.00	0.00	0.00	157,171.89	1,287,421.12	28,485.10	1,258,936.02	
0705	State Police Wireless Service.....	2,673,075.85	2,673,075.85	1,238,985.09	0.00	581,252.75	0.00	0.00	0.00	581,252.75	2,030,808.19	0.00	2,030,808.19	
0637	State Rail Freight Loan Repayment.....	10,518,487.62	10,518,487.62	3,561,139.41	0.00	543,928.00	0.00	0.00	0.00	543,928.00	13,535,699.03	0.00	13,535,699.03	
0265	State Treasurer's Bank Services Trust.....	797,621.72	797,621.72	0.00	747.00	5,105,086.68	0.00	0.00	0.00	5,105,086.68	2,566,864.04	1,189,599.36	1,377,264.68	
0373	State's Attorneys Appellate Prosecutor's County.....	309,192.54	309,192.54	1,424,393.97	0.00	1,446,023.44	0.00	0.00	0.00	1,446,023.44	287,563.07	91,954.46	195,608.61	
0745	Statewide Economic Development.....	4,329,245.93	4,329,245.93	4,800,000.00	0.00	0.00	0.00	0.00	0.00	0.00	9,129,245.93	0.00	9,129,245.93	
0743	Subtitle D Management.....	1,785,792.21	1,785,792.21	1,701,359.86	0.00	1,351,753.34	0.00	0.00	0.00	1,351,753.34	2,134,756.73	11,719.61	2,123,037.12	
0089	Supplemental Low Income Energy Assistance.....	14,767,986.61	14,767,986.61	73,893,003.58	0.00	72,900,273.01	0.00	43,311.00	0.00	72,900,273.01	15,717,406.18	1,635,792.08	14,081,614.10	
0370	Tanning Facility Permit.....	209,966.87	209,966.87	321,749.00	0.00	334,188.26	0.00	0.00	0.00	334,188.26	197,527.61	71,066.43	126,461.18	
0384	Tax Compliance and Administration.....	725,058.50	725,058.50	523,960.34	0.00	1,266,115.33	0.00	0.00	0.00	1,266,115.33	601,947.20	36,465.53	565,481.67	
0016	Teacher Certificate Fee Revolving.....	1,643,337.77	1,643,337.77	1,282,463.04	0.00	635,708.15	0.00	0.00	0.00	635,708.15	2,290,092.66	100,136.10	2,189,956.56	
0955	Technology Innovation and Commercialization.....	76,729.01	76,729.01	0.00	0.00	0.00	0.00	0.00	0.00	0.00	76,729.01	0.00	76,729.01	
0605	Temporary Relocation Expenses Revolving Grant.....	105,240.80	105,240.80	669,257.10	0.00	512,550.00	0.00	0.00	0.00	512,550.00	261,947.90	99,807.00	162,140.90	
0733	Tobacco Settlement Recovery.....	43,361,891.89	43,361,891.89	418,337,122.51	0.00	384,439,035.61	0.00	76,014,030.00	0.00	384,439,035.61	42,245,948.79	24,898,243.43	17,347,705.36	
0234	Tourism Attraction Development Matching Grant.....	119,284.90	119,284.90	13,473.60	0.00	0.00	0.00	0.00	0.00	0.00	132,758.50	0.00	132,758.50	
0763	Tourism Promotion.....	8,528,867.63	8,528,867.63	588.51	0.00	26,276,540.60	0.00	20,866.00	0.00	26,276,540.60	19,130,821.63	7,408,310.40	11,722,511.23	
0111	Toxic Pollution Prevention.....	201,740.14	201,740.14	43,660.50	0.00	89,918.60	0.00	0.00	0.00	89,918.60	155,482.04	0.00	155,482.04	
0879	Traffic and Criminal Conviction Surcharge.....	8,040,467.97	8,040,467.97	14,180,407.92	0.00	10,813,834.63	0.00	6,042,543.00	0.00	10,813,834.63	5,364,498.26	1,778,701.46	3,585,796.80	
0018	Transportation Regulatory.....	6,289,774.29	6,289,774.29	12,081,171.95	0.00	14,020,230.06	0.00	2,000,000.00	0.00	14,020,230.06	4,601,148.18	676,882.86	3,924,265.32	
0397	Trauma Center.....	0.00	0.00	300.00	0.00	0.00	0.00	0.00	0.00	0.00	300.00	0.00	300.00	
0589	Treasurer's Rental Fee.....	843,967.22	843,967.22	14,213,899.77	0.00	7,034,410.33	0.00	0.00	0.00	7,034,410.33	8,023,456.66	7,179,488.76	843,967.90	
0331	Underground Resources Conservation Enforcement Trust.....	196,000.00	196,000.00	36,000.00	0.00	0.00	0.00	0.00	0.00	0.00	232,000.00	0.00	232,000.00	
0261	Underground Storage Tank.....	529,312.11	529,312.11	619,911.58	0.00	418,109.14	0.00	0.00	0.00	418,109.14	731,114.55	53,656.16	677,458.39	
0072	University Grant.....	64,662,433.34	64,662,433.34	66,417,595.27	0.00	75,715,086.04	0.00	26,022,369.00	0.00	75,715,086.04	29,342,573.57	3,301,743.14	26,040,830.43	
0418	University of Illinois Hospital Services.....	67,475.00	67,475.00	51,625.00	0.00	52,325.00	0.00	0.00	0.00	52,325.00	66,775.00	0.00	66,775.00	
0136	Used Tire Management.....	(5,050,487.15)	(5,050,487.15)	186,169,690.67	0.00	165,579,185.39	0.00	45,007,885.99	0.00	165,579,185.39	15,232,132.14	4,710,012.83	10,522,119.31	
0294	Vehicle Inspection.....	1,767,363.72	1,767,363.72	6,724,988.61	0.00	5,366,504.04	0.00	689,168.20	0.00	5,366,504.04	2,436,680.09	186,641.38	2,250,038.71	
0963	Video Conferencing User.....	21,312,866.57	21,312,866.57	12,494,554.34	0.00	57,447,443.31	0.00	26,641.00	0.00	57,447,443.31	6,333,336.60	4,434,733.91	1,898,602.69	
0593	Violence Prevention.....	406,708.94	406,708.94	724,825.73	0.00	1,934,032.06	0.00	0.00	0.00	1,934,032.06	396,314.61	51,598.72	344,715.89	
0184	Violent Crime Victims Assistance.....	3,701,252.75	3,701,252.75	8,520,288.60	0.00	8,272,377.58	0.00	15,928.00	0.00	8,272,377.58	3,933,235.77	35,852.28	3,897,383.49	
0270	Water Revolving.....	308,174,229.75	308,174,229.75	2,460,910.91	0.00	210,454,590.36	0.00	0.00	0.00	210,454,590.36	292,180,550.36	324,218.42	291,856,331.94	
0163	Weights and Measures.....	895,143.40	895,143.40	2,603,280.33	0.00	1,909,287.72	0.00	611.00	0.00	1,909,287.72	1,588,325.01	80,167.25	1,508,337.76	
0041	Wildlife and Fish.....	5,836,894.82	5,836,894.82	35,195,090.67	0.00	27,406,116.58	0.00	1,400,000.00	0.00	27,406,116.58	12,225,868.91	2,461,040.49	9,764,828.42	
0504	Wildlife Prairie Park.....	90,852.00	90,852.00	25,160.00	0.00	0.00	0.00	0.00	0.00	0.00	116,012.00	0.00	116,012.00	
0613	Wireless Carrier Reimbursement.....	19,380,469.89	19,380,469.89	14,332,878.26	0.00	8,596,328.75	0.00	0.00	0.00	8,596,328.75	25,117,019.40	162,524.89	24,954,494.51	
0612	Wireless Service Emergency.....	4,645,694.99	4,645,694.99	28,665,756.99	0.00	28,008,686.12	0.00	845.00	0.00	28,008,686.12	5,301,920.86	162,524.89	5,139,395.97	

STATE OF ILLINOIS
 SCHEDULE OF CHANGES IN FUND BALANCES - APPROPRIATED FUNDS - BUDGETARY BASIS

FISCAL YEAR ENDED JUNE 30, 2003

Fund Code	Fund Group and Fund	Add:		Deduct:		Available Cash Balance June 30, 2003	Expenditures (b) Lapse Period	Fund Balance - Budgetary Basis June 30, 2003
		Receipts Ordered Into Treasury	Transfers From Other Funds	Transfers To Other Funds	Expenditures (a)			
	Special State Funds (Concluded):							
	Workers' Compensation Revolving	11,287.80	0.00	0.00	0.00	66,883.85	66,883.63	45.22
	Workforce, Technology and Economic Development.. 0552	2,940,000.00	0.00	0.00	0.00	2,161,322.49	0.00	2,161,322.49
	Youth Alcoholism and Substance Abuse Prevention..... 0128	57,885.15	0.00	0.00	0.00	76,661.15	11,500.00	65,161.15
	Youth Drug Abuse Prevention..... 0910	189,353.71	426,426.41	0.00	0.00	100,822.12	15,002.00	85,820.12
	Total, Special State Funds.....	1,715,661,027.31	20,972,120,190.72	3,081,606,382.03	10,623,635,922.38	11,101,614,119.32	439,125,873.20	10,662,488,246.12
	Bond Financed Funds:							
	Anti-Pollution..... 0551	4,578,243.51	36,761,480.98	0.00	0.00	17,839,724.49	0.00	17,839,724.49
	Capital Illinois..... 0971	116,724,653.30	331,668,242.47	0.00	0.00	24,497.03	40,037,595.70	(40,013,098.67)
	Buhal Development..... 0141	57,657,113.67	584,008,111.70	5,000,000.00	0.00	58,446,667.36	2,732,665.94	55,714,001.42
	Coal Development..... 0653	108.46	10,374,764.42	0.00	0.00	5,697,872.88	0.00	5,697,872.88
	Illinois Civic Center..... 0536	177,493.74	0.00	0.00	0.00	177,493.74	0.00	177,493.74
	School Construction..... 0143	581,162.36	627,090,414.67	0.00	0.00	59,321,000.43	0.00	59,321,000.43
	Transportation Bond Series A..... 0553	43,616,889.93	412,662,588.01	0.00	0.00	69,706,908.26	0.00	69,706,908.26
	Transportation Bond Series B..... 0554	42,039,897.62	137,289,632.36	0.00	0.00	40,900,801.47	0.00	40,900,801.47
	Total, Bond Financed Funds.....	265,375,562.59	2,139,855,234.61	5,000,000.00	0.00	252,114,965.66	42,770,261.64	209,344,704.02
	Debt Illinois B.R. & I..... 0970	2,117,614.53	72,038.00	0.00	0.00	243,417,838.15	0.00	2,189,652.53
	General Obligation B.R. & I..... 0101	476,155,617.26	1,137,832,949.20	2,038,129,556.61	444,892.87	1,037,537,889.94	0.00	1,037,537,889.94
	Illinois Civic Center B.R. & I..... 0105	5,808,176.64	13,988,275.02	0.00	0.00	6,949,970.83	0.00	6,949,970.83
	Matured Bond and Coupon..... 0625	3,269,432.70	198,968.75	0.00	0.00	3,319,620.20	0.00	3,319,620.20
	Total, Debt Service Funds.....	487,350,841.13	1,138,103,955.95	2,295,535,669.78	444,892.87	1,049,997,133.50	0.00	1,049,997,133.50
	Federal Trust Funds:							
	AFDC Opportunities..... 0349	884,126.70	0.00	0.00	0.00	884,126.70	0.00	884,126.70
	Abandoned Mined Lands Reclamation Council on Developmental Disabilities Federal Trust..... 0131	247,178.57	8,629,781.78	0.00	0.00	8,392,908.71	158,750.68	325,300.96
	Agriculture Federal Projects..... 0439	10,538.13	3,700.00	0.00	0.00	6,034.03	269.13	5,194.97
	Agriculture Federal Projects..... 0826	1,402,665.88	1,441,522.36	0.00	0.00	1,303,027.40	195,960.12	1,345,200.72
	Agriculture Pesticide Control Act..... 0689	546,061.95	189,350.29	0.00	0.00	633,682.18	38,897.89	594,784.29
	Alcoholism and Substance Abuse..... 0646	(1,463,238.89)	5,531,043.50	0.00	0.00	3,875,635.58	852,486.69	(660,317.66)
	Attorney General Federal Grant..... 0988	(11,180.60)	1,873,387.45	0.00	0.00	1,694,651.67	11,754.74	155,800.44
	BHE Federal Grants..... 0936	(1,150,454.36)	2,565,023.76	0.00	0.00	1,414,122.42	626,454.41	(626,007.43)
	Commerce and Community Affairs Assistance..... 0636	273,900.95	3,961,938.73	0.00	0.00	2,657,816.56	119,846.06	1,458,177.06
	Community Development/Small Cities Block Grant..... 0875	(3,016,459.48)	42,649,532.83	0.00	0.00	39,606,000.16	2,350,307.64	(2,323,234.45)
	Community Mental Health Services Block Grant..... 0876	(3,668.18)	17,353,625.30	0.00	0.00	16,825,320.73	977,377.67	(452,741.08)
	Community Services Block Grant..... 0871	(2,269,745.45)	30,300,701.00	0.00	153,639.71	24,992.81	2,979,184.44	(2,954,191.63)
	Disabilities Federal Trust..... 0488	(231,897.41)	2,713,500.00	0.00	0.00	2,465,019.69	395,724.20	(379,141.30)
	Criminal Justice Trust..... 0566	1,805,206.29	51,941,792.19	0.00	0.00	1,790,390.38	4,990,324.48	(3,199,934.10)
	DCFS Federal Projects..... 0684	2,071,564.73	13,805,229.87	0.00	0.00	3,171,240.73	668,429.79	2,502,810.94
	DCFS Refugee Assistance..... 0592	327.63	0.00	0.00	0.00	327.63	0.00	327.63
	DHS Federal Projects..... 0408	390,383.68	17,493,407.54	0.00	0.00	16,502,763.85	1,049,322.12	331,705.25
	DHS Special Purposes Trust..... 0526	5,985,417.54	171,387,947.54	18,031,065.00	0.00	152,541,835.74	14,060,329.50	28,802,264.84
	Emergency Management Preparedness..... 0347	0.00	1,630,241.40	0.00	0.00	0.00	806,913.66	(806,913.66)
	Employment and Training..... 0116	1,455,776.32	6,483,887.60	0.00	0.00	1,780,434.43	124,725.35	1,655,709.08
	Energy Administration..... 0737	731,134.50	5,872.41	0.00	0.00	79,698.20	0.00	79,698.20
	Energy Security Trust..... 0491	(842,832.97)	12,987,214.22	0.00	0.00	15,011.38	787,989.38	(772,978.00)
	Federal Aid Disaster..... 0491	(786,171.52)	12,330,565.69	0.00	0.00	77.57	519,993.38	(519,915.81)
	Federal Aid Preparedness Administrative..... 0497	(1,158,005.17)	11,221,832.33	0.00	0.00	74,934.71	1,006,010.16	(931,075.45)
	Federal Congressional Teacher Scholarship Program..... 0092	499,259.00	1,680,058.18	0.00	0.00	587,004.68	12,750.00	574,254.68
	Federal Energy..... 0859	(80,065.73)	1,572,344.56	0.00	0.00	15,513.70	276,315.58	(260,801.88)
	Federal Hardware Assistance..... 0492	0.00	0.00	0.00	0.00	0.00	0.00	0.00
	Federal Industrial Service..... 0095	(77,655.35)	1,833,078.60	0.00	0.00	19,599.50	133,571.46	(113,971.96)
	Federal/Local Airport..... 0095	2,935,823.45	108,588,196.88	0.00	0.00	108,966,971.81	0.00	2,557,048.52

STATE OF ILLINOIS
 SCHEDULE OF CHANGES IN FUND BALANCES - APPROPRIATED FUNDS - BUDGETARY BASIS

FISCAL YEAR ENDED JUNE 30, 2003

Fund Code	Fund Group and Fund	Fund Balance - Budgetary Basis		Add:		Deduct:		Transfers To Other Funds	Transfers From Other Funds	Expenditures (a)	Available Cash Balance		Expenditures (b) Lapse Period	Fund Balance - Budgetary Basis June 30, 2003
		June 30, 2002	June 30, 2002	Receipts Ordered Into Treasury	Receipts Treasury	Transfers To Other Funds	Expenditures (a)				June 30, 2003	June 30, 2003		
	Federal Trust Funds (Continued):													
0853	Federal Mass Transit Trust.....	12,345.83	19,398,059.00	0.00	0.00	0.00	19,410,376.49	0.00	0.00	28.34	0.00	0.00	28.34	28.34
0851	Federal Moderate Rehabilitation Housing.....	271,069.95	1,110,990.00	0.00	0.00	0.00	671,267.17	0.00	0.00	710,792.78	0.00	0.00	709,827.11	709,827.11
0343	Federal National Community Services Grant.....	151,667.76	5,820,812.00	0.00	0.00	0.00	5,685,232.76	0.00	0.00	287,247.00	0.00	816,208.17	(528,961.17)	(528,961.17)
0665	Federal Reserve Recall.....	24,178,053.11	361,375.00	0.00	0.00	0.00	20,287,747.94	0.00	0.00	4,251,680.17	0.00	48,855.04	4,202,825.13	4,202,825.13
0701	Federal Student Incentive Trust.....	536.00	3,662,070.00	0.00	0.00	0.00	3,662,050.87	0.00	0.00	555.13	0.00	0.00	555.13	555.13
0663	Federal Support Loan.....	34,353,387.70	131,377,720.94	0.00	0.00	0.00	119,562,797.64	0.00	0.00	46,168,311.00	12,312,436.04	0.00	33,855,874.96	33,855,874.96
0333	Federal Support Agreement Revolving.....	(784,133.24)	13,601,662.91	0.00	0.00	0.00	12,658,796.94	0.00	0.00	158,732.73	803,403.47	0.00	(644,670.74)	(644,670.74)
0675	Federal Title IV Fire Protection and Reclamation.....	44,268.57	2,689,686.08	0.00	0.00	0.00	124,361.42	0.00	0.00	366,587.71	0.00	0.00	(242,226.29)	(242,226.29)
0670	Fire Prevention Division.....	0.00	49,549.00	0.00	0.00	0.00	49,549.00	0.00	0.00	0.00	0.00	0.00	0.00	0.00
0443	Flood Control Land Lease.....	(32,772.98)	186,000.00	0.00	0.00	0.00	491,521.70	0.00	0.00	0.00	0.00	0.00	113,779.53	113,779.53
0086	Forest Reserve.....	0.00	287,373.73	0.00	0.00	0.00	287,236.48	0.00	0.00	137.25	0.00	0.00	137.25	137.25
0447	GL Education.....	532,161.93	604,675.81	0.00	0.00	0.00	533,985.82	0.00	0.00	602,851.92	33,007.03	0.00	569,844.89	569,844.89
0904	Illinois Arts Council Federal Grant.....	0.00	678,400.00	0.00	0.00	0.00	638,400.00	0.00	0.00	40,000.00	0.00	0.00	40,000.00	40,000.00
0870	Illinois State Police Federal Projects.....	(478,539.56)	8,898,023.32	0.00	0.00	0.00	7,291,807.91	0.00	0.00	1,127,675.85	1,439,501.36	0.00	(311,825.51)	(311,825.51)
0191	Indoor Radon Mitigation.....	(65,118.86)	151,518.86	0.00	0.00	0.00	86,373.25	0.00	0.00	26.75	0.00	0.00	(73,480.16)	(73,480.16)
0820	Institute of Natural Resources Federal Projects Grant.....	8,704.01	438,920.00	0.00	0.00	0.00	446,878.80	0.00	0.00	745.21	63,900.00	0.00	(63,154.79)	(63,154.79)
0883	Intra-Agency Services.....	696,965.65	2,752,452.13	452,775.22	0.00	0.00	2,583,320.01	0.00	0.00	1,318,872.99	302,655.60	0.00	1,016,217.39	1,016,217.39
0911	Juvenile Justice Trust.....	370,042.11	4,324,986.00	0.00	0.00	0.00	4,379,798.51	0.00	0.00	315,229.80	864,307.63	0.00	(549,078.03)	(549,078.03)
0923	Law Enforcement Officers Training Board Federal Projects.....	234,683.46	1,950,004.49	0.00	0.00	0.00	1,488,983.33	0.00	0.00	695,704.62	329,952.74	0.00	365,751.88	365,751.88
0470	Library Services.....	(383,461.34)	6,091,450.00	0.00	0.00	0.00	5,669,452.41	0.00	0.00	38,536.25	1,561,603.13	0.00	(1,523,066.88)	(1,523,066.88)
0870	Low Income Home Energy Assistance Block Grant.....	(6,382,949.21)	107,385,827.34	0.00	0.00	0.00	100,987,944.05	0.00	0.00	14,934.08	4,579,544.46	0.00	(4,564,610.38)	(4,564,610.38)
0872	Maternal and Child Health Services Block Grant.....	(8,077,408.79)	23,865,167.00	0.00	0.00	0.00	15,787,735.90	0.00	0.00	22.31	8,977,333.27	0.00	(8,977,310.96)	(8,977,310.96)
0077	Mines and Minerals Underground Injection Control.....	66,772.01	188,498.30	0.00	0.00	0.00	226,964.79	0.00	0.00	28,305.52	19,759.50	0.00	8,546.02	8,546.02
0791	National Center for Education Statistics.....	53,949.86	112,065.00	0.00	0.00	0.00	89,736.37	0.00	0.00	1,540.50	76,278.49	0.00	74,737.99	74,737.99
0855	National Flood Insurance Program.....	134,649.67	106,593.00	0.00	0.00	0.00	115,023.24	0.00	0.00	126,219.43	95,648.74	0.00	30,570.69	30,570.69
0484	Nuclear CIVT Protection Planning.....	(45,159.30)	660,342.28	0.00	0.00	0.00	613,892.86	0.00	0.00	1,290.12	0.00	0.00	1,290.12	1,290.12
0495	Old Age Survivors Insurance.....	(2,678,514.77)	56,437,087.00	0.00	0.00	0.00	53,701,037.28	0.00	0.00	57,534.95	2,618,487.64	0.00	(2,560,952.69)	(2,560,952.69)
0900	Petroleum Violation.....	17,574,584.50	314,517.80	0.00	0.00	0.00	4,356,355.15	0.00	0.00	13,532,747.15	557,083.66	0.00	12,975,663.49	12,975,663.49
0873	Preventive Health and Health Services Block Grant.....	(274,373.61)	3,178,219.00	0.00	0.00	0.00	2,702,734.46	0.00	0.00	201,110.93	207,844.01	0.00	(6,733.08)	(6,733.08)
0838	Public Health Federal Projects.....	24,313.96	150,472.78	0.00	0.00	0.00	134,232.38	0.00	0.00	40,554.36	12,548.80	0.00	28,005.56	28,005.56
0063	Public Health Services.....	(3,688,115.41)	84,695,859.00	0.00	0.00	0.00	74,554,354.10	0.00	0.00	6,453,389.49	12,186,337.71	0.00	(5,732,948.22)	(5,732,948.22)
0798	Rehabilitation Services Elementary and Secondary Education Act.....	(831.20)	884,359.79	0.00	0.00	0.00	455,339.39	0.00	0.00	428,189.20	166,207.77	0.00	261,981.43	261,981.43
0239	SBE Department of Health and Human Services.....	(354,964.77)	1,688,566.12	0.00	0.00	0.00	1,333,601.35	0.00	0.00	0.00	52,383.89	0.00	(52,383.89)	(52,383.89)
0410	SBE Federal Department of Agriculture.....	(58,349,866.94)	427,298,625.34	0.00	0.00	0.00	368,445,665.05	0.00	0.00	503,093.35	37,408,661.70	0.00	(36,905,568.35)	(36,905,568.35)
0392	SBE Federal Department of Education.....	(73,646,471.80)	1,169,950,344.37	17,706,728.00	0.00	0.00	1,077,175,906.99	0.00	0.00	1,421,237.58	44,833,249.89	0.00	(43,412,012.31)	(43,412,012.31)
0392	SBE Federal Department of Labor.....	(597,829.80)	2,471,810.39	0.00	0.00	0.00	1,795,570.59	0.00	0.00	78,410.00	567,459.88	0.00	(489,049.88)	(489,049.88)
0183	SBE Federal National Community Service.....	(45,521.45)	858,687.68	0.00	0.00	0.00	813,166.23	0.00	0.00	0.00	71,754.76	0.00	(71,754.76)	(71,754.76)
0351	SLIAG (State Legalization Impact Assistance Grant).....	30,284.59	0.00	0.00	0.00	0.00	0.00	0.00	0.00	30,284.59	0.00	0.00	30,284.59	30,284.59
0396	Senior Health Insurance Program.....	798.44	353,184.67	0.00	0.00	0.00	348,038.41	0.00	0.00	5,944.70	19,808.82	0.00	(13,864.12)	(13,864.12)
0618	Services for Older Americans.....	(6,148,592.45)	56,659,841.54	0.00	0.00	0.00	50,394,380.13	0.00	0.00	116,868.96	10,961,381.21	0.00	(10,844,512.25)	(10,844,512.25)
0090	Special Federal Grant Projects.....	468,969.76	1,129,356.69	0.00	0.00	0.00	1,289,813.33	0.00	0.00	308,513.12	44,911.46	0.00	263,601.66	263,601.66
0607	Special Projects Division.....	(191,547.13)	2,407,500.00	0.00	0.00	0.00	1,812,828.46	0.00	0.00	403,124.41	396,401.59	0.00	6,722.82	6,722.82
0117	State Appellate Defender Federal Trust.....	48,101.75	420,866.00	0.00	0.00	0.00	331,664.16	0.00	0.00	137,303.59	11,658.57	0.00	125,645.02	125,645.02
0664	Student Loan Operating.....	30,206,729.06	31,410,531.00	0.00	0.00	0.00	33,522,846.71	38,551.52	0.00	28,055,861.83	993,748.03	0.00	27,062,113.80	27,062,113.80
0052	Title III Social Security and Employment Service.....	14,659,503.23	379,783,224.10	0.00	0.00	0.00	358,937,094.11	0.00	0.00	35,205,633.22	14,902,801.77	0.00	20,302,831.45	20,302,831.45
0005	U.S. Environmental Protection.....	(228,217.97)	37,755,161.65	0.00	0.00	0.00	35,201,331.05	0.00	0.00	2,323,612.63	2,755,311.66	0.00	(429,689.23)	(429,689.23)
0700	USDA Women, Infants and Children.....	(6,907,323.50)	230,359,133.65	0.00	0.00	0.00	218,410,190.64	0.00	0.00	5,041,619.51	9,716,478.88	0.00	(4,674,859.37)	(4,674,859.37)
0055	Unemployment Compensation Special Administration.....	(486,719.76)	11,129,177.25	0.00	0.00	0.00	2,233,710.30	0.00	0.00	8,408,747.19	1,931,959.88	0.00	6,476,787.31	6,476,787.31
0404	Urban Planning Assistance.....	111,631.28	366,036.59	0.00	0.00	0.00	259,923.48	0.00	0.00	217,744.39	18,766.64	0.00	198,977.75	198,977.75

STATE OF ILLINOIS
SCHEDULE OF CHANGES IN FUND BALANCES - APPROPRIATED FUNDS - BUDGETARY BASIS

FISCAL YEAR ENDED JUNE 30, 2003

Fund Code	Fund Group and Fund	Fund Balance - Budgetary Basis		Add:		Deduct:		Available Cash Balance June 30, 2003	Expenditures (b) Lapse Period	Fund Balance - Budgetary Basis June 30, 2003
		June 30, 2002	June 30, 2003	Receipts Ordered Into Treasury	Transfers From Other Funds	Transfers To Other Funds	Expenditures (a)			
	Federal Trust Funds (Concluded):									
0081	Vocational Rehabilitation	(1,972,308.17)	30,324.73	114,100,910.42	0.00	0.00	107,349,083.14	4,779,519.11	3,812,090.99	967,428.12
0476	Wholesome Meat	706,442.93	706,442.93	5,688,638.00	0.00	0.00	4,631,996.51	1,763,084.42	183,278.63	1,579,805.79
	Total, Federal Trust Funds	(38,732,134.69)	30,324.73	3,486,945,403.92	18,483,840.22	18,498,054.74	3,221,992,778.67	226,206,276.04	210,337,244.01	15,869,032.03
	Revolving Funds:									
0309	Air Transportation	30,324.73	30,324.73	712,644.29	0.00	0.00	520,097.97	222,871.05	35,108.95	187,762.10
0312	Communications	8,535,635.42	8,535,635.42	117,476,153.46	1,301.00	14,506.00	97,901,437.71	28,097,453.62	13,406,453.62	14,690,692.55
0314	Facilities Management	16,922.35	16,922.35	189,470.00	0.00	0.00	134,730.78	71,661.57	16,541.70	55,119.87
0308	Paper and Printing	227,248.11	227,248.11	1,308,400.31	0.00	0.00	1,293,656.83	241,991.59	76,805.32	165,186.27
0303	State Garage	(3,724,212.84)	(3,724,212.84)	32,799,498.16	333.00	3,617.00	26,285,094.16	2,786,907.16	7,686,914.32	(4,900,007.16)
0903	State Surplus Property	567,623.97	567,623.97	2,040,511.38	0.00	67,623.97	1,846,367.99	694,143.39	92,339.37	601,804.02
0304	Statistical Services	1,964,834.98	1,964,834.98	64,149,406.09	16,954,584.00	7,271.00	69,339,913.41	13,721,640.66	10,086,753.27	3,634,887.39
0301	Working Capital	10,928,747.19	10,928,747.19	23,792,469.25	2,244.00	116,103.00	34,851,301.61	1,736,053.53	3,209,485.82	(1,453,431.99)
	Total, Revolving Funds	18,547,123.91	18,547,123.91	244,468,552.94	16,958,462.00	209,122.97	232,172,600.46	47,592,415.42	34,610,402.37	12,982,013.05
	State Trust Funds:									
0257	AWL Reclamation Set Aside	4,920,590.00	4,920,590.00	963,525.00	0.00	0.00	105,071.61	5,884,115.00	4,627.88	1,272,308.40
0153	Agricultural Incident Response Trust*	1,363,494.28	1,363,494.28	18,513.61	0.00	0.00	367,444.53	1,276,936.28	19,833.34	47,052.91
0440	Agricultural Master	82,780.18	82,780.18	352,399.60	0.00	849.00	367,444.53	66,886.25	19,833.34	47,052.91
0801	Attorney General State Projects and Court	2,353,194.64	2,353,194.64	3,932,379.63	0.00	0.00	2,456,347.11	3,829,227.16	12,262.81	3,816,964.35
0122	Carnegie Foundation Grant	4.79	4.79	0.00	0.00	0.00	0.00	4.79	0.00	4.79
0957	Child Support Enforcement Trust	30,297,245.75	30,297,245.75	127,224,239.27	0.00	20,000,000.00	95,717,567.70	41,803,917.32	82,071.35	41,721,845.97
0190	County Option Motor Fuel Tax	5,406,401.95	5,406,401.95	28,008,972.91	0.00	0.00	27,886,478.60	5,528,896.26	17,310.53	5,511,585.73
0335	Criminal Justice Information Projects	12,818.53	12,818.53	9,594.65	0.00	0.00	8,462.42	13,950.76	0.00	13,950.76
0582	DCFS Special Purposes Trust	97,988.59	97,988.59	175,000.00	0.00	0.00	6,647.77	266,340.82	54,440.94	211,899.88
0690	DHS Private Resources	100,759.88	100,759.88	115,250.00	0.00	0.00	91,793.00	124,216.88	1,591.50	122,625.38
0921	DHS Recoveries Trust	12,447,571.76	12,447,571.76	12,321,225.46	0.00	204,679.00	18,450,528.20	6,113,590.02	2,210,093.57	3,903,566.45
0642	DHS State Projects	208,485.17	208,485.17	1,321,400.00	0.00	0.00	1,298,183.29	231,701.88	10,500.00	221,201.88
0884	DNR Special Projects	570,257.49	570,257.49	2,149,366.30	0.00	0.00	2,090,671.88	628,951.91	527,983.01	100,968.90
0880	Department on Aging State Projects	4,378.75	4,378.75	1,201,000.00	0.00	0.00	1,115,112.73	90,266.02	26,914.90	63,351.12
0074	EPA Special State Projects Trust	1,070,396.14	1,070,396.14	1,373,830.00	0.00	0.00	930,678.33	1,513,547.81	415,742.90	1,097,804.91
0502	Early Intervention Services Revolving	13,408,391.61	13,408,391.61	102,215,614.73	0.00	12,279.00	84,973,087.82	30,638,639.52	28,370.95	30,610,268.57
0845	Environmental Protection Trust	5,201,188.13	5,201,188.13	3,987,080.49	0.00	0.00	2,870,755.07	6,317,513.55	0.00	6,317,513.55
0338	Federal HOME Investment Trust	157,004.47	157,004.47	20,241,150.72	0.00	0.00	20,273,225.80	124,929.39	0.00	124,929.39
0457	Group Insurance Premium	(4,671,285.25)	(4,671,285.25)	65,190,955.45	0.00	0.00	53,123,756.14	7,395,914.06	8,184.68	(3,112,742.72)
0138	Home Rule Municipal Retailers' Occupation Tax	31,487,639.77	31,487,639.77	459,899,844.32	0.00	0.00	449,094,606.27	42,292,877.82	3,489,990.84	42,284,693.14
0729	Illinois Equal Justice (ICJ) Special Purposes	1,024,239.36	1,024,239.36	2,613,796.35	0.00	0.00	518,725.17	3,119,310.54	0.00	(370,680.30)
0671	Illinois Rural Rehabilitation	0.00	0.00	490,000.00	0.00	0.00	490,000.00	0.00	0.00	0.00
0595	Institute of Natural Resources	56,943.13	56,943.13	8,270.87	0.00	0.00	20,000.00	45,214.00	0.00	45,214.00
0834	Special Projects	4,616.33	4,616.33	0.00	0.00	0.00	4,616.33	0.00	0.00	0.00
0465	Land and Water Recreation	0.00	0.00	2,015,000.00	0.00	0.00	2,015,000.00	0.00	0.00	0.00
0858	Land Reclamation	20,495.61	20,495.61	133,000.00	0.00	0.00	0.00	153,495.61	0.00	153,495.61
0193	Local Government Health Insurance Reserve	(2,638,858.55)	(2,638,858.55)	83,266,827.41	0.00	0.00	71,675,725.60	8,952,243.26	5,012,873.05	3,939,370.21
0719	Municipal Telecommunications	0.00	0.00	94,502,542.08	0.00	0.00	59,968,081.82	34,534,460.26	0.00	34,534,460.26
0951	Narcotics Profit Forfeiture	480,418.35	480,418.35	859,671.27	0.00	0.00	777,681.18	562,408.44	42,188.30	520,220.14
0831	Natural Resources Restoration Trust	382,401.36	382,401.36	78,665.79	0.00	0.00	20,154.10	440,913.05	0.00	440,913.05
0207	Pollution Control Board State Trust*	817.76	817.76	378,867,991.23	0.00	0.00	500,980.83	224,836.83	90,533.32	134,303.51
0421	Public Aid Recoveries Trust	1,258,267.78	1,258,267.78	78,567,000.00	0.00	0.00	200,039,725.01	10,126,815.27	3,863,084.71	6,263,730.56
0896	Public Health Special State Projects	482,335.92	482,335.92	444,256.38	78,868.64	690.00	305,256.21	699,514.73	26,380.93	673,133.80
0295	Secretary of State Internship Grant	197,123.80	197,123.80	1,368,868.00	0.00	2,710.00	988,230.07	575,051.73	46,798.52	528,253.21
0274	Self-Insurers Administration*	665,454.43	665,454.43	374,921.00	0.00	757.00	343,329.48	696,288.95	9,548.89	686,740.06
0940	Self-Insurers Security*	6,138,586.26	6,138,586.26	12,501,646.62	0.00	4,638.00	5,366,191.75	13,269,403.13	130,451.16	13,138,951.97
0882	Sheriff February 1982 Agreed Order	3,952,350.00	3,952,350.00	75,275.00	0.00	0.00	62,327.00	3,965,298.00	3,240.00	3,962,058.00
0361	State Appellate Defender State Projects	2,176.05	2,176.05	160,372.00	0.00	0.00	127,393.89	35,154.16	13,292.20	21,861.96
0755	State Employees Deferred Compensation Plan	5,142,992.64	5,142,992.64	168,911,641.94	0.00	0.00	168,911,641.94	191,700.40	4,821,640.74	4,629,940.34
0479	State Employees Retirement System	97,169,152.29	97,169,152.29	813,332,141.21	0.00	46,352.00	874,658,029.17	35,796,912.33	(198,838.77)	35,995,751.10

STATE OF ILLINOIS
 SCHEDULE OF CHANGES IN FUND BALANCES - APPROPRIATED FUNDS - BUDGETARY BASIS
 FISCAL YEAR ENDED JUNE 30, 2003

Fund Group and Fund Code	Fund Balance - Budgetary Basis June 30, 2002		Add:		Deduct:		Available Cash Balance June 30, 2003		Fund Balance - Budgetary Basis June 30, 2003	
			Receipts Ordered Into Treasury	Transfers From Other Funds	Transfers To Other Funds	Expenditures (a)			Expenditures (b) Lapse Period	
State Trust Funds (Concluded):										
State Fair Promotional Activities..... 0835	195,043.79		22,969.00	0.00	1,345.00	10,748.88	205,918.91		5,962.88	199,956.03
State Police Motor Vehicle Theft..... 0376	(30,667.62)		1,348,822.69	0.00	0.00	747,309.86	570,845.21		100,352.45	470,492.76
State Projects..... 0448	13,916.91		0.00	0.00	0.00	0.00	13,916.91		0.00	13,916.91
Statewide Grand Jury Prosecution*..... 0525	31,070.99		20,000.00	0.00	0.00	27,409.60	23,661.39		0.00	23,661.39
Total, State Trust Funds.....	219,068,183.22		2,392,501,469.08	78,868.64	190,233,817.73	2,148,438,976.26	272,975,726.95		26,756,074.02	246,219,652.93
TOTAL, OTHER APPROPRIATED FUNDS.....	3,738,653,547.41		33,734,208,459.60	5,729,527,333.57	4,842,194,097.91	24,708,712,321.39	13,651,482,921.28		856,115,781.06	12,795,367,140.22
TOTAL, APPROPRIATED FUNDS.....	2,518,593,478.21		56,476,118,198.63	10,432,713,880.96	10,267,357,373.81	45,191,931,606.65	13,968,136,577.34		2,266,491,138.90	11,701,645,438.44

* Change in fund name or fund classification
 (a) Expenditures from appropriated funds include SAMS expenditures against fiscal year 2003 appropriations as reflected in the Schedule of Appropriations, Expenditures and Lapsed Balances - Budgetary Basis, plus expenditures totaling \$1,892,746,962.08 against no appropriation accounts, less \$916,786,839.27 in vouchers payable on June 30 and warrants totaling \$35,182,646.68 issued in prior fiscal years which were returned (refunds) or voided during the current fiscal year.
 (b) Lapse period expenditures from appropriated funds include SAMS expenditures against fiscal year 2003 appropriations as reflected in the Schedule of Appropriations, Expenditures and Lapsed Balances - Budgetary Basis, plus expenditures totaling \$9,170,626.60 against no appropriation accounts and \$916,786,839.27 from vouchers payable on June 30.

STATE OF ILLINOIS
 SCHEDULE OF CHANGES IN FUND BALANCES - NON-APPROPRIATED FUNDS - BUDGETARY BASIS

FISCAL YEAR ENDED JUNE 30, 2003

Fund Code	Fund Group and Fund	Fund Balance - Budgetary Basis		Receipts		Add:		Deduct:		Expenditures (a)	Available Cash Balance	Expenditures	Fund Balance - Budgetary Basis	
		June 30, 2002	June 30, 2003	Ordered Into Treasury	Transfers From Other Funds	Transfers To Other Funds	Expenditures (a)	June 30, 2003	Lapse Period					June 30, 2003
	Federal Trust Funds:													
	DNR Federal Projects*.....	(7,307.83)	\$	373,793.99	\$	0.00	\$	0.00	\$	299,237.57	\$	77,609.39	\$	(10,360.80)
	Department of Insurance Federal Trust.....	(15,786.04)		185,388.00		0.00		0.00		169,596.38		39,233.15		(39,227.57)
	Department of Labor Federal Projects.....			40,000.00		0.00		0.00		12,066.27		64.80		27,868.93
	Governor's Office Federal Grants.....	368.68		0.00		0.00		0.00		0.00		0.00		368.68
	Governor's Office of Volunteer Resources													
	Federal Grant.....	2,341.36		0.00		0.00		0.00		0.00		0.00		2,341.36
	Secretary of State Federal Projects.....	13.50		68,271.40		0.00		0.00		49,605.53		11,078.84		7,600.53
	Social Services Block Grant.....	0.00		82,795,799.00		0.00		0.00		0.00		0.00		10,414,947.00
	State Postsecondary Review Program.....	38.20		0.00		0.00		0.00		0.00		0.00		38.20
	Supreme Court Federal Projects.....	44,391.78		447,701.12		0.00		0.00		300,955.35		289,813.04		(98,675.49)
	Tennessee Valley Authority Local Trust.....	0.00		190,346.84		0.00		0.00		190,346.84		0.00		0.00
	Total, Federal Trust Funds.....	3,074,272.65	\$	84,101,300.35	\$	0.00	\$	75,431,065.00	\$	1,021,807.94	\$	417,799.22	\$	10,304,900.84
	State Trust Funds:													
	Armory Rental.....	357,171.89	\$	150,780.34	\$	0.00	\$	0.00	\$	161,018.61	\$	11,549.43	\$	335,384.19
	BHE State Projects.....	59,887.45		125,000.00		0.00		0.00		144,679.48		40,207.97		0.00
	Blue Waters Ditch Flood Control Project.....	0.00		8,500.00		0.00		0.00		8,500.00		0.00		0.00
	CDB Contributory Trust.....	7,418,243.60		54,886,919.22		0.00		7,288,438.00		41,714,797.92		0.00		13,301,926.90
	Cemetery Consumer Protection.....	851,739.82		231,506.17		0.00		0.00		242,929.81		15,000.00		825,316.18
	College Savings Pool Administrative Trust.....	302,886.31		384,403.44		0.00		0.00		314,786.18		26,386.58		346,116.99
	Commercial Consolidation.....	0.00		17,713,357,042.01		0.00		0.00		0.00		0.00		0.00
	Community College Health Insurance Security*.....	15,312,982.86		15,584,525.71		0.00		13,400,391.06		17,713,357,042.01		902,710.65		16,594,406.86
	Comprehensive Health Insurance Board													
	Payroll Trust.....	296.18		2,033,415.61		0.00		0.00		2,031,444.55		0.00		2,267.24
	Comptroller's Audit Expense Revolving.....	37,622.07		11,183.19		0.00		1,589.38		47,215.88		1,678.75		45,537.13
	County and Mass Transit District.....	38,848,734.27		287,043,736.95		0.00		175,927,456.76		38,331,539.85		0.00		38,331,539.85
	County Automobile Renting Tax.....	42,066.32		53,268.87		0.00		52,236.58		42,052.83		0.00		42,052.83
	County Public Safety Retailers'													
	Occupation Tax.....	1,260,575.98		25,537,047.78		0.00		25,570,528.75		1,227,095.01		0.00		1,227,095.01
	County Vehicle Replacement Tax.....	22.60		554.33		0.00		444.15		123.72		0.00		123.72
	County Water Commission Tax.....	7,182,277.81		31,681,487.29		0.00		31,566,910.58		7,296,854.52		0.00		7,296,854.52
	Deferred Lottery Prize Winners Trust.....	(19,478,763.29)		251,021,355.88		0.00		229,543,636.50		1,361,519.09		213,750.00		1,147,769.09
	Department of Labor Special State Trust.....	1,024,865.43		1,198,306.89		0.00		781,601.84		1,150,792.71		16,543.05		1,134,249.66
	Direct Deposit Administration.....	0.00		6,873,531.80		0.00		6,870,759.52		2,772.28		(551.30)		3,323.58
	DuQuoin State Fair Harness Racing Trust.....	595,405.00		5,812.00		0.00		427,018.75		173,388.25		0.00		173,388.25
	EPA Court Ordered Trust.....	934,000.09		17,873.00		0.00		0.00		951,873.09		0.00		951,873.09
	Educational Labor Relations Board Fair													
	Share Trust.....	125,424.55		68,209.24		0.00		58,336.67		135,297.12		7,147.55		128,149.57
	Electronic Benefits Transfer.....	0.00		161,836,330.35		0.00		161,836,330.35		0.00		0.00		0.00
	Flexible Spending Account.....	1,260,050.08		14,853,114.15		0.00		12,192,369.26		3,920,794.97		1,573,536.17		2,347,258.80
	General Assembly Retirement Excess Benefit.....	5,734.66		23,940.00		0.00		23,567.04		6,107.62		0.00		6,107.62
	General Assembly Retirement System.....	1,239,501.15		12,029,643.14		0.00		11,642,365.35		1,608,719.94		72,475.00		1,536,244.94
	Hansen-TherkeLisen Memorial Deaf													
	Student College.....	769,578.55		19,410.14		0.00		13,800.00		775,188.69		0.00		775,188.69
	Home Rule County Retailers' Occupation Tax.....	21,167,992.94		274,682,023.74		0.00		274,606,961.94		21,243,054.74		0.00		21,243,054.74
	Retailers' Occupation Tax.....	1,266,712.19		8,246,219.53		0.00		7,624,893.87		1,733,069.65		797.21		1,732,272.44
	IEBA State Projects.....	1,497.18		0.00		0.00		1,497.18		0.00		0.00		0.00
	IMS Special Purposes Trust.....	3,004,219.58		3,765,074.85		0.00		2,986,575.51		3,782,718.92		549,969.06		3,232,749.86
	ITIP Administrative Trust.....	1,499,699.41		2,712,784.77		0.00		32,692.00		1,010,878.09		67,711.04		943,167.05
	ISAC Loan Purchase Program Payroll Trust.....	56,086.34		11,000,000.00		0.00		2,127.00		10,146,076.98		(44,669.19)		952,551.55
	Illinois Agricultural Loan Guarantee.....	12,103,377.87		574,722.41		0.00		320,611.67		12,357,488.61		660.41		12,356,828.20
	Illinois Executive Hanson Trust.....	94,877.29		92,269.36		0.00		96,330.33		90,816.32		1,556.28		89,260.04
	Illinois Farmer and Agri-Business													
	Loan Guarantee.....	9,679,962.36		210,566.33		0.00		549,916.79		9,340,611.90		0.00		9,340,611.90
	Illinois Habitat Endowment Trust.....	9,787,225.52		140,819.67		0.00		389,947.00		10,317,992.19		0.00		10,317,992.19
	Illinois Municipal Retirement System.....	0.00		545,685,911.87		0.00		543,357,000.85		2,328,911.02		0.00		2,328,911.02

STATE OF ILLINOIS
 SCHEDULE OF CHANGES IN FUND BALANCES - NON-APPROPRIATED FUNDS - BUDGETARY BASIS

FISCAL YEAR ENDED JUNE 30, 2003

Fund Code	Fund Group and Fund	Fund Balance - Budgetary Basis		Add:		Deduct:		Available Cash Balance June 30, 2003	Expenditures Lapse Period	Fund Balance - Budgetary Basis June 30, 2003
		June 30, 2002	June 30, 2003	Receipts Ordered Into Treasury	Transfers From Other Funds	Transfers To Other Funds	Expenditures (a)			
	State Trust Funds (Continued):									
0557	Illinois Prepaid Tuition Trust.....	6,737,814.17	6,091,661.06	118,031,289.34	5,640.00	118,295,579.74	376,222.71	6,467,883.77	0.00	6,091,661.06
0271	Illinois Racing Board Charity.....	0.02	0.00	750,000.00	0.00	750,000.00	0.00	0.02	0.00	0.00
0280	Illinois Racing Board Grant.....	(30,201.17)	(21,592.17)	625,734.00	0.00	506,781.00	110,344.00	88,751.83	0.00	(21,592.17)
0119	Illinois Rural Bond Bank Trust.....	12,478.84	427.68	300,870.00	11,290.00	301,631.16	92,056.73	76,136.50	0.00	427.68
0529	Illinois State Board of Investments.....	(170,236.45)	(15,920.23)	2,300,067.05	93,200.00	1,960,494.10	7,268,810.32	332,016,153.61	0.00	(15,920.23)
0455	Illinois State Toll Highway Revenue.....	303,756,687.70	324,747,343.32	381,855,955.49	154,811.00	353,441,678.55	929,437.82	1,952,163.21	0.00	324,747,343.32
0452	Illinois Tourism Tax.....	1,699,553.43	1,022,725.39	11,656,155.05	493,319.34	10,910,225.93	0.00	1,952,163.21	0.00	1,022,725.39
	J. J. Wolf Memorial for Conservation Investigation.....	15,737.32	24,480.35	10,991.88	0.00	1,925.03	323.82	24,804.17	0.00	24,480.35
0931	Judges Retirement Excess Benefit.....	14,231.69	35,861.43	136,975.00	0.00	115,345.26	20,515.27	7,290,213.31	0.00	35,861.43
0477	Judges Retirement System.....	6,545,405.15	7,269,698.04	59,568,820.93	0.00	58,824,012.77	76,842.52	7,290,213.31	0.00	7,269,698.04
0441	Kaskaskia Commons Permanent.....	230,600.37	230,445.37	11,578.00	0.00	11,733.00	0.00	230,445.37	0.00	230,445.37
0893	Library Trust.....	362,054.56	652,385.49	5,619,350.49	1,297.00	5,327,722.56	0.00	652,385.49	0.00	652,385.49
0189	Local Government Tax.....	208,799,338.52	197,675,378.19	1,355,573,034.00	0.00	1,366,696,994.33	(1,154.22)	197,675,378.19	0.00	197,675,378.19
0841	Metro-East Mass Transit District Tax.....	3,606,155.36	3,655,983.22	23,682,063.33	0.00	23,632,235.47	0.00	3,655,983.22	0.00	3,655,983.22
0717	Metro-East Park and Recreation District.....	1,089,849.53	456,551.38	2,906,493.93	0.00	3,539,792.08	0.00	456,551.38	0.00	456,551.38
0337	Metropolitan Pier and Exposition Authority Trust.....	28,509,933.81	19,397,418.68	80,249,177.96	464,075.49	88,897,617.60	0.00	19,397,418.68	0.00	19,397,418.68
0868	Municipal Automobile Renting Tax.....	858,100.99	689,233.86	4,984,262.60	82,113.11	5,071,016.62	0.00	689,233.86	0.00	689,233.86
0650	Municipal Economic Development.....	(273.05)	76,842.52	298,338.70	0.00	221,223.13	76,842.52	76,842.52	0.00	0.00
0937	Municipal Vehicle Replacement Tax.....	425.66	411.04	58,571.81	853.27	57,733.16	0.00	411.04	0.00	411.04
0069	Natural Heritage Endowment Trust.....	1,623,740.26	1,614,320.77	22,757.90	32,177.39	0.00	0.00	1,614,320.77	0.00	1,614,320.77
	Non-Home Rule Municipal Retailers' Occupation Tax.....	450,591.47	456,902.38	7,710,479.89	0.00	7,704,168.98	0.00	456,902.38	0.00	456,902.38
0074	O11 Spill Response.....	0.00	508,465.78	508,465.78	0.00	0.00	0.00	508,465.78	0.00	508,465.78
0460	Payroll Consolidation.....	0.00	0.00	3,324,259,002.34	0.00	3,324,259,002.34	0.00	0.00	0.00	0.00
0401	Protest.....	279,513,714.83	205,890,628.76	30,072,061.41	74,272,217.72	29,422,929.76	0.00	205,890,628.76	0.00	205,890,628.76
0741	RTA Public Transportation Tax.....	1,352.52	980.16	151,419.91	0.00	151,792.27	0.00	980.16	0.00	980.16
0832	RTA Sales Tax.....	29,474,595.34	27,593,684.63	520,141,003.09	111,633,474.61	632,969,091.12	686,297.29	28,279,981.92	0.00	27,593,684.63
0248	Racing Board Fingerprint License.....	45,357.00	52,652.91	120,371.00	0.00	75,808.91	23,156.00	52,652.91	0.00	52,652.91
0685	Rate Adjustment.....	(8,061.16)	(31,500.79)	8,703,924.04	3,508.09	8,707,432.13	35,008.88	(31,500.79)	0.00	(31,500.79)
0629	Real Estate Recovery.....	1,824,794.95	880,418.02	10,253,743.51	8,653,209.00	10,292,889.30	0.00	880,418.02	0.00	880,418.02
0213	Response Contractors Indemnification.....	6,249,042.08	5,148,073.08	99,031.00	1,000,000.00	10,000.00	0.00	5,148,073.08	0.00	5,148,073.08
0161	SBE GED Testing.....	496,424.66	412,341.83	435,917.17	0.00	520,000.00	0.00	412,341.83	0.00	412,341.83
0162	SBE School Bus Driver Permit.....	1,648.98	543.98	14,445.00	0.00	15,550.00	0.00	543.98	0.00	543.98
0159	SBE Teacher Certificate Institute.....	8,516.00	719,963.00	711,447.00	0.00	0.00	600,000.00	719,963.00	0.00	719,963.00
0436	Safety Responsibility*.....	2,056,685.29	1,961,731.07	904,547.10	47,368.21	877,888.11	74,245.00	2,035,976.07	0.00	1,961,731.07
0431	Secretary of State International Registration Plan.....	534,105.10	506,217.54	1,040,191.20	0.00	1,066,053.36	2,025.40	508,242.94	0.00	506,217.54
0890	Self-Sufficiency Trust.....	1,703,773.32	1,104,721.52	161,753,094.24	0.00	160,345,189.88	2,006,956.16	3,111,677.68	0.00	1,104,721.52
0210	Social Security Administration.....	(67.08)	2,213,577.42	336.60	0.00	0.00	0.00	269.52	0.00	269.52
0204	Sports Facilities Tax.....	2,249,097.40	2,019,819.63	120,539.95	0.00	156,059.93	1,916,770.15	2,213,577.42	0.00	2,213,577.42
0229	State Board of Education State Trust*.....	3,358,780.12	44,198.45	23,077,856.20	0.00	22,500,046.54	0.00	3,936,589.78	0.00	2,019,819.63
0602	State Cooperative Extension Service.....	53,659.45	0.00	0.00	0.00	9,461.00	0.00	44,198.45	0.00	0.00
0788	State Employees Retirement Excess Benefit.....	144.80	4,170.43	5,925,850.00	22,960.00	4,146,090.00	1,756,800.00	1,756,800.00	0.00	4,170.43
0056	State Off-Set Claims.....	237,162.34	870,354.18	27,322.91	0.00	23,297.28	0.00	4,612,167.35	0.00	4,170.43
0658	State Treasurer Court Ordered Escrow.....	1,911,939.93	675,282.94	12,054,808.12	0.00	7,679,803.11	8,703,554.18	3,825,947.04	0.00	(4,091,386.83)
0932	State Whistleblower Reward and Protection.....	810,009.69	26,704.25	36,696,340.04	0.00	34,782,332.93	(1,710.62)	3,825,947.04	0.00	3,825,947.04
0703	Supreme Court Special State Projects.....	87,856.23	11,743.21	21,522.27	0.00	156,249.02	0.00	675,282.94	0.00	675,282.94
0230	Tax Suspension Trust.....	11,000.00	6,410.12	699,168.05	488,838.25	271,481.78	48,635.39	26,704.25	0.00	26,704.25
0583	Teacher Health Insurance Security*.....	6,410.12	6,410.12	130,708.00	0.00	81,329.40	60,378.60	6,410.12	0.00	6,410.12
0203	Teachers Retirement Excess Benefit.....	1,062,783.87	11,268,627.33	223,895,833.56	2,000,000.00	197,654,815.27	18,035,124.83	29,303,752.16	0.00	11,268,627.33
0739	Teachers Retirement System.....	(3,902,210.81)	(125,586.36)	4,014,407.00	0.00	3,490,031.83	1,131,688.04	758,158.67	0.00	(125,586.36)
0827	U.S. Savings Bond - Series EE.....	141,960.60	121,588.75	2,037,608,814.00	110,226.00	2,052,590,275.51	0.00	1,006,101.68	0.00	121,588.75
0482	Unclaimed Property Trust.....	7,103,633.20	4,221,505.70	4,809,162.92	0.00	4,829,534.77	1,200,513.52	5,422,019.22	0.00	4,221,505.70
0775	Veterans Affairs Library Grant.....	0.00	562.58	177,600.00	0.00	64,707.94	112,329.48	112,892.06	0.00	562.58

STATE OF ILLINOIS
 SCHEDULE OF CHANGES IN FUND BALANCES - NON-APPROPRIATED FUNDS - BUDGETARY BASIS

FISCAL YEAR ENDED JUNE 30, 2003

Fund Group and Fund	Fund Code	Fund Balance - Budgetary Basis		Add:		Deduct:		Available Cash Balance June 30, 2003	Expenditures Lapse Period	Fund Balance - Budgetary Basis June 30, 2003
		June 30, 2002	June 30, 2003	Receipts Ordered Into Treasury	Transfers From Other Funds	Transfers To Other Funds	Expenditures (a)			
State Trust Funds (Concluded):										
Warrant Escheat.....	0485	500,031.50	500,000.00	10,044,862.17	0.00	7,009,173.07	3,035,720.60	500,000.00	0.00	500,000.00
Watershed Park.....	0651	30,356.55	58,124.37	50,748.61	0.00	0.00	22,980.79	58,124.37	260.72	57,863.65
Workers' Compensation Benefit Trust.....	0124	189,704.97	193,334.97	3,630.00	0.00	0.00	0.00	193,334.97	0.00	193,334.97
Total, State Trust Funds.....		\$ 1,016,931,878.44	\$ 1,027,619,378.82	\$ 27,961,834,230.54	\$ 124,277,165.12	\$ 214,202,607.27	\$ 27,861,201,288.01	\$ 1,027,619,378.82	\$ 48,661,512.05	\$ 978,957,866.77
TOTAL, NON-APPROPRIATED FUNDS.....		\$ 1,019,986,151.09	\$ 1,038,342,078.88	\$ 28,045,935,530.89	\$ 124,277,165.12	\$ 289,633,672.27	\$ 27,862,223,095.95	\$ 1,038,342,078.88	\$ 49,079,311.27	\$ 989,262,767.61

* Change in fund name or fund classification.

(a) Expenditures from non-appropriated funds include SMS expenditures less warrants totaling \$44,449.34 issued in prior fiscal years which were returned (refunds) or voided during the current fiscal year.

STATE OF ILLINOIS
 SCHEDULE OF APPROPRIATIONS, EXPENDITURES, AND LAPSED BALANCES - BUDGETARY BASIS

FISCAL YEAR ENDED JUNE 30, 2003

Fund Group and Fund	Fund Code	Appropriations	Expenditures (a)		Balance Lapsed at August 31, 2003 (b)
			Year Ended June 30, 2003	Lapse Period	
GENERAL FUNDS:					
General Revenue.....	0001 ...	\$ 17,982,417,984.00	\$ 17,022,124,773.80	\$ 536,070,923.00	\$ 424,222,287.20
Common School.....	0412 ...	3,215,250,000.00	3,214,891,741.28	0.00	358,258.72
Education Assistance.....	0007 ...	1,137,064,650.00	1,135,646,692.05	176,726.81	1,241,231.14
TOTAL, GENERAL FUNDS.....		\$ 22,334,732,634.00	\$ 21,372,663,207.13	\$ 536,247,649.81	\$ 425,821,777.06
OTHER APPROPRIATED FUNDS:					
Highway Funds:					
Road.....	0011 ...	\$ 4,225,693,761.00	\$ 2,085,068,109.37	\$ 48,379,105.86	\$ 2,092,246,545.77
State Construction Account.....	0902 ...	1,247,099,090.00	698,526,119.63	0.00	548,572,970.37
Motor Fuel Tax					
State.....	0012 ...	108,903,942.00	78,141,552.62	6,747,171.48	24,015,217.90
Counties.....	0413 ...	225,100,000.00	198,779,252.27	16,591,115.94	9,729,631.79
Municipalities.....	0414 ...	315,700,000.00	278,934,637.21	23,268,317.41	13,497,045.38
Townships and Road Districts.....	0415 ...	102,200,000.00	90,294,875.38	7,530,215.13	4,374,909.49
Grade Crossing Protection.....	0019 ...	91,204,147.00	29,327,807.42	0.00	61,876,339.58
Total, Highway Funds.....		6,315,900,940.00	3,459,072,353.90	102,515,925.82	2,754,312,660.28
Special State Funds:					
A.G. Court Order and Voluntary					
Compliance Payment Projects.....	0542 ...	3,500,000.00	2,241,072.17	18,164.44	1,240,763.39
Aeronautics.....	0046 ...	150,000.00	50,424.32	0.00	99,575.68
Aggregate Operations Regulatory.....	0146 ...	337,700.00	260,811.00	16,000.03	60,888.97
Agricultural Premium.....	0045 ...	23,941,733.00	19,901,033.83	1,934,101.64	2,106,597.53
Airport Land Loan Revolving.....	0669 ...	5,600,000.00	0.00	0.00	5,600,000.00
Alcoholism and Substance Abuse					
Block Grant.....	0013 ...	79,122,881.00	63,250,127.06	4,158,662.48	11,714,091.46
Alternate Fuels.....	0422 ...	8,300,000.00	364,014.36	387,979.22	7,548,006.42
Alternative Compliance Market Account.....	0738 ...	150,000.00	0.00	0.00	150,000.00
Alzheimer's Disease Research.....	0060 ...	208,881.00	76,655.43	127,036.92	5,188.65
American Diabetes Association.....	0531 ...	74,000.00	74,000.00	0.00	0.00
Anna Veterans Home.....	0273 ...	1,952,709.00	1,567,270.82	281,453.07	103,985.11
Appraisal Administration.....	0386 ...	1,170,800.00	889,557.29	35,873.65	245,369.06
Asbestos Abatement.....	0224 ...	3,714,358.00	1,816,176.71	22,479.57	1,875,701.72
Assistance to the Homeless.....	0100 ...	300,000.00	105,061.00	0.00	194,939.00
Assisted Living and Shared					
Housing Regulatory.....	0702 ...	100,000.00	1,962.00	0.00	98,038.00
Attorney General Whistleblower					
Reward and Protection.....	0600 ...	1,000,000.00	273,668.01	1,597.54	724,734.45
Attorney General's Grant.....	0901 ...	100,000.00	0.00	0.00	100,000.00
Auction Regulation Administration.....	0641 ...	431,900.00	221,120.77	9,267.75	201,511.48
Audit Expense.....	0342 ...	13,472,300.00	8,504,393.93	3,264,424.11	1,703,481.96
Bank and Trust Company.....	0795 ...	21,581,450.00	18,536,937.10	834,310.36	2,210,202.54
Brownfields Redevelopment.....	0214 ...	20,003,341.00	2,452,802.20	42,655.68	17,507,883.12
Build Illinois Capital Revolving Loan.....	0973 ...	14,303,000.00	6,054,095.95	48,007.66	8,200,896.39
Build Illinois Purposes.....	0972 ...	4,317,921.00	490,000.00	0.00	3,827,921.00
CDLIS/AAMVA Net Trust.....	0109 ...	1,150,000.00	597,348.25	480,714.27	71,937.48
Capital Development Board Revolving.....	0215 ...	7,434,389.00	6,765,986.08	133,743.67	534,659.25
Capital Litigation.....	0614 ...	18,151,643.00	15,793,728.83	146,350.62	2,211,563.55
Care Provider Fund for Persons with					
Developmental Disability.....	0344 ...	38,205,001.00	33,336,675.71	2,712,846.12	2,155,479.17
Career and Technical Education.....	0772 ...	18,175,000.00	17,041,180.03	257,238.72	876,581.25
Charter Schools Revolving Loan.....	0567 ...	2,000,000.00	0.00	0.00	2,000,000.00
Child Abuse Prevention.....	0934 ...	600,000.00	278,681.00	145,213.50	176,105.50
Child Labor Enforcement.....	0357 ...	158,700.00	148,179.77	513.93	10,006.30
Child Support Administrative.....	0757 ...	190,368,800.00	143,050,947.00	16,874,360.31	30,443,492.69
Children's Cancer.....	0533 ...	2,500.00	0.00	0.00	2,500.00
Clean Air Act (CAA) Permit.....	0091 ...	13,408,569.00	9,828,366.60	117,275.44	3,462,926.96
Coal Mining Regulatory.....	0147 ...	342,600.00	234,556.61	5,515.95	102,527.44
Coal Technology Development Assistance.....	0925 ...	24,092,605.00	17,131,390.12	5,041,558.52	1,919,656.36
Community Health Center Care.....	0113 ...	1,200,000.00	246,076.92	355,034.00	598,889.08
Community MH/DD Services Provider					
Participation Fee Trust.....	0325 ...	502,525.00	0.00	2,525.00	500,000.00
Community Mental Health Medicaid Trust.....	0718 ...	60,236,025.00	49,169,419.54	9,754,232.31	1,312,373.15
Community Water Supply Laboratory.....	0288 ...	4,770,397.00	3,646,723.56	154,983.66	968,689.78

STATE OF ILLINOIS
 SCHEDULE OF APPROPRIATIONS, EXPENDITURES, AND LAPSED BALANCES - BUDGETARY BASIS

FISCAL YEAR ENDED JUNE 30, 2003

Fund Group and Fund	Fund Code	Appropriations	Expenditures (a)		Balance Lapsed at August 31, 2003 (b)
			Year Ended June 30, 2003	Lapse Period	
OTHER APPROPRIATED FUNDS (Continued):					
Special State Funds (Continued):					
Comptroller's Administrative.....	0543 ...	1,100,000.00	843,988.71	(198,582.04)	454,593.33
Conservation 2000.....	0608 ...	19,671,426.00	10,442,726.13	654,787.43	8,573,912.44
Conservation 2000 Projects.....	0609 ...	20,161,104.00	8,570,458.00	0.00	11,590,646.00
Continuing Legal Education Trust.....	0844 ...	350,000.00	142,925.15	6,710.27	200,364.58
Corporate Franchise Tax Refund.....	0380 ...	1,263,269.00	1,263,268.54	0.00	0.46
Corporate Headquarters					
Relocation Assistance.....	0761 ...	8,600,000.00	0.00	0.00	8,600,000.00
County Provider Trust.....	0329 ...	1,511,119,000.00	1,445,094,384.51	0.00	66,024,615.49
Court of Claims Administration					
and Grant.....	0434 ...	239,000.00	189,191.37	1,858.07	47,950.56
Credit Union.....	0243 ...	3,733,654.00	2,834,165.65	108,868.04	790,620.31
Criminal Justice Information					
Systems Trust.....	0886 ...	3,869,539.00	2,685,676.98	196,189.12	987,672.90
Cycle Rider Safety Training.....	0863 ...	4,951,675.00	2,322,231.74	2,316.00	2,627,127.26
DCFS Children's Services.....	0220 ...	488,527,800.00	409,730,290.29	43,420,157.34	35,377,352.37
DCFS Training.....	0094 ...	30,030,478.00	9,734,481.85	1,058,026.80	19,237,969.35
DMH/DD Accounts Receivable.....	0223 ...	1,049,800.00	851,924.43	42,907.26	154,968.31
Death Certificate Surcharge.....	0635 ...	2,200,000.00	0.00	0.00	2,200,000.00
Department of Business Services					
Special Operations.....	0363 ...	3,301,459.00	2,448,215.14	171,836.15	681,407.71
Department of Corrections					
Reimbursement.....	0523 ...	86,200,000.00	39,893,228.27	5,394,480.42	40,912,291.31
Design Professionals Administration					
and Investigation.....	0888 ...	858,471.00	691,422.95	31,913.15	135,134.90
Digital Divide Elimination.....	0770 ...	5,000,000.00	1,058,748.00	1,985,951.00	1,955,301.00
Digital Divide Elimination					
Infrastructure.....	0771 ...	5,000,000.00	0.00	0.00	5,000,000.00
Domestic Violence Abuser Services.....	0528 ...	100,000.00	0.00	0.00	100,000.00
Domestic Violence Shelter and Service.....	0865 ...	1,000,720.00	381,728.55	56,050.63	562,940.82
Downstate Public Transportation.....	0648 ...	45,874,000.00	35,553,275.45	1,564,272.26	8,756,452.29
Dram Shop.....	0821 ...	5,239,485.00	4,503,966.36	58,137.08	677,381.56
Drivers Education.....	0031 ...	16,450,000.00	16,091,290.81	28,843.03	329,866.16
Drug Rebate.....	0728 ...	249,300,000.00	247,513,918.78	1,518,780.76	267,300.46
Drug Traffic Prevention.....	0878 ...	500,000.00	104,811.91	0.00	395,188.09
Drug Treatment.....	0368 ...	3,005,000.00	2,912,841.00	87,159.00	5,000.00
Drunk and Drugged Driving Prevention.....	0276 ...	3,598,660.00	1,790,837.93	253,321.95	1,554,500.12
Drycleaner Environmental Response					
Trust.....	0548 ...	5,991,638.00	2,322,747.25	73,790.74	3,595,100.01
EMS Assistance.....	0398 ...	500,000.00	45,465.00	104,884.00	349,651.00
Economic Research and Information.....	0023 ...	250,000.00	9,708.08	1,109.47	239,182.45
Electronic Commerce Security					
Certification.....	0620 ...	25,000.00	0.00	0.00	25,000.00
Emergency Planning and Training.....	0173 ...	150,132.00	17,219.62	2,768.70	130,143.68
Emergency Response Reimbursement.....	0114 ...	25,000.00	0.00	0.00	25,000.00
Energy Assistance Contribution.....	0610 ...	2,000,000.00	0.00	0.00	2,000,000.00
Energy Efficiency Investment.....	0747 ...	10,000,000.00	0.00	0.00	10,000,000.00
Energy Efficiency Trust.....	0571 ...	5,000,000.00	1,585,765.15	1,093,044.00	2,321,190.85
Environmental Laboratory Certification.....	0336 ...	682,800.00	267,751.71	26,096.89	388,951.40
Environmental Protection Permit					
and Inspection.....	0944 ...	6,584,831.00	4,181,011.92	67,018.19	2,336,800.89
Estate Tax Collection Distributive.....	0815 ...	27,000,000.00	12,842,999.17	1,003,819.64	13,153,181.19
Explosives Regulatory.....	0145 ...	151,900.00	135,568.74	6,047.95	10,283.31
Facility Licensing.....	0118 ...	676,000.00	83,910.56	61,442.58	530,646.86
Fair and Exposition.....	0245 ...	1,428,900.00	1,428,900.00	0.00	0.00
Family Care.....	0720 ...	40,000,000.00	1,200,967.44	118,640.07	38,680,392.49
Federal Asset Forfeiture.....	0520 ...	2,500,000.00	304,814.16	133,045.31	2,062,140.53
Federal High Speed Rail Trust.....	0433 ...	19,927,756.00	7,671,559.67	0.00	12,256,196.33
Feed Control.....	0369 ...	1,000,000.00	800,577.22	6,443.30	192,979.48
Fertilizer Control.....	0290 ...	525,000.00	312,688.15	129,838.26	82,473.59
Financial Institution.....	0021 ...	5,449,142.00	4,165,574.28	179,603.34	1,103,964.38
Fire Prevention.....	0047 ...	14,632,161.00	12,412,646.63	893,762.99	1,325,751.38
Firearm Owner's Notification.....	0071 ...	350,000.00	248,465.74	17,024.47	84,509.79
Food and Drug Safety.....	0014 ...	1,800,256.00	1,033,674.62	44,294.82	722,286.56
Foreign Language Interpreter.....	0597 ...	112,300.00	0.00	0.00	112,300.00
Fund for Illinois' Future.....	0611 ...	105,045,744.00	35,881,268.62	4,172,303.72	64,992,171.66

STATE OF ILLINOIS
 SCHEDULE OF APPROPRIATIONS, EXPENDITURES, AND LAPSED BALANCES - BUDGETARY BASIS

FISCAL YEAR ENDED JUNE 30, 2003

Fund Group and Fund	Fund Code	Appropriations	Expenditures (a)		Balance Lapsed at August 31, 2003 (b)
			Year Ended June 30, 2003	Lapse Period	
OTHER APPROPRIATED FUNDS (Continued):					
Special State Funds (Continued):					
General Assembly Computer					
Equipment Revolving.....	0155 ...	1,600,000.00	205,394.40	39,930.41	1,354,675.19
General Assembly Operations Revolving.....	0196 ...	500,000.00	158,929.07	150,054.33	191,016.60
General Obligation Bond Rebate.....	0107 ...	445,000.00	444,892.87	0.00	107.13
General Professions Dedicated.....	0022 ...	3,353,577.00	2,883,009.13	145,405.84	325,162.03
Governor's Grant.....	0947 ...	100,000.00	59,460.30	0.00	40,539.70
Grape and Wine Resource.....	0530 ...	500,000.00	500,000.00	0.00	0.00
Group Home Loan Revolving.....	0025 ...	100,000.00	0.00	0.00	100,000.00
Group Workers' Compensation					
Pool Insolvency.....	0739 ...	126,591.00 *	126,590.30	0.00	0.70
Guardianship and Advocacy.....	0297 ...	210,173.00	65,343.81	437.04	144,392.15
Hazardous Waste.....	0828 ...	34,957,639.00	21,761,609.19	1,300,117.99	11,895,911.82
Hazardous Waste Occupational Licensing.....	0282 ...	200,000.00	8,599.25	611.75	190,789.00
Hazardous Waste Research.....	0840 ...	507,500.00	359,801.70	102,568.00	45,130.30
Health Facility Plan Review.....	0524 ...	3,397,247.00	1,835,168.63	71,983.65	1,490,094.72
Health Insurance Reserve.....	0907 ...	1,316,940,100.00	1,243,173,533.24	71,574,109.06	2,192,457.70
Hearing Instrument Dispenser Examining and Disciplinary.....					
	0938 ...	120,000.00	71,077.25	2,318.49	46,604.26
Home Inspector Administration.....	0746 ...	318,058.00	180,796.69	8,460.19	128,801.12
Homelessness Prevention.....	0672 ...	1,000,000.00	1,000,000.00	0.00	0.00
Horse Racing.....	0632 ...	8,875,705.00	7,131,849.67	486,424.26	1,257,431.07
Horse Racing Equity.....	0630 ...	20,000,000.00	0.00	0.00	20,000,000.00
ICCB Adult Education.....	0692 ...	28,116,000.00	22,418,099.96	2,458,272.49	3,239,627.55
ISAC Accounts Receivable.....	0242 ...	300,000.00	83,344.80	865.39	215,789.81
Illinois Affordable Housing Trust.....	0286 ...	62,150,000.00	30,109,533.06	5,313,754.49	26,726,712.45
Illinois Aquaculture Development.....	0634 ...	1,000,000.00	1,000,000.00	0.00	0.00
Illinois Beach Marina.....	0982 ...	2,292,368.00	1,909,114.02	147,654.66	235,599.32
Illinois Charity Bureau.....	0549 ...	964,148.00	924,354.46	8,991.98	30,801.56
Illinois Community College Board					
Contracts and Grants.....	0339 ...	25,000,000.00	12,712,748.13	1,487,108.74	10,800,143.13
Illinois Department of Agriculture					
Laboratory Services Revolving.....	0024 ...	700,000.00	509,566.64	190,055.35	378.01
Illinois Equity.....	0974 ...	3,000,000.00	0.00	0.00	3,000,000.00
Illinois Fire Fighters' Memorial.....	0510 ...	200,000.00	33,350.16	289.61	166,360.23
Illinois Forestry Development.....	0905 ...	3,812,977.00	2,096,763.56	191,419.21	1,524,794.23
Illinois Gaming Law Enforcement.....	0085 ...	4,213,969.00	2,462,205.64	1,375,466.57	376,296.79
Illinois Habitat.....	0391 ...	2,146,345.00	630,699.01	0.00	1,515,645.99
Illinois Health Facilities Planning.....	0238 ...	1,798,500.00	970,785.46	77,547.41	750,167.13
Illinois Historic Sites.....	0538 ...	3,809,711.00	1,760,994.86	130,293.82	1,918,422.32
Illinois Mathematics and Science Academy Income.....					
	0768 ...	2,067,600.00	1,103,948.29	42,031.34	921,620.37
Illinois National Guard Armory					
Construction.....	0927 ...	368,405.00	99,456.00	0.00	268,949.00
Illinois Racing Quarterhorse Breeders.....	0631 ...	75,000.00	43,341.21	2,400.00	29,258.79
Illinois School Asbestos Abatement.....	0175 ...	1,000,272.00	663,451.57	39,030.08	297,790.35
Illinois Sports Facilities.....	0225 ...	33,425,000.00	29,166,000.00	0.00	4,259,000.00
Illinois Standardbred Breeders.....	0708 ...	1,684,617.00	1,592,559.58	49,266.72	42,790.70
Illinois State Dental Disciplinary.....	0823 ...	753,307.00	639,622.38	41,016.76	72,667.86
Illinois State Fair.....	0438 ...	6,401,885.00	5,468,896.62	358,952.20	574,036.18
Illinois State Medical Disciplinary.....	0093 ...	4,250,484.00	3,496,641.65	186,311.15	567,531.20
Illinois State Pharmacy Disciplinary.....	0057 ...	1,454,700.00	1,058,667.53	74,490.71	321,541.76
Illinois State Podiatric Disciplinary.....	0954 ...	83,500.00	49,611.90	840.00	33,048.10
Illinois Student Assistance Commission					
Higher EdNet.....	0423 ...	65,000.00	55,227.49	0.00	9,772.51
Illinois Tax Increment.....	0281 ...	20,562,500.00	13,040,454.67	4,287,655.01	3,234,390.32
Illinois Thoroughbred Breeders.....	0709 ...	2,521,306.00	940,419.82	1,536,967.96	43,918.22
Illinois Veterans' Rehabilitation.....	0036 ...	4,176,700.00	3,887,894.46	135,705.41	153,100.13
Illinois Wildlife Preservation.....	0909 ...	1,001,257.00	125,033.05	99,751.23	776,472.72
Income Tax Refund.....	0278 ...	1,602,081,140.00 *	1,602,081,138.87	0.00	1.13
Independent Academic Medical Center.....	0735 ...	2,000,000.00	2,000,000.00	0.00	0.00
Industrial Hygiene Regulatory and Enforcement.....					
	0049 ...	21,100.00	0.00	0.00	21,100.00
Insurance Financial Regulation.....	0997 ...	19,592,154.00	16,058,716.09	656,676.05	2,876,761.86
Insurance Premium Tax Refund.....	0378 ...	2,494,248.00 *	2,494,247.19	0.00	0.81
Insurance Producer Administration.....	0922 ...	14,940,253.00	11,773,117.89	461,502.79	2,705,632.32
International and Promotional.....	0984 ...	775,000.00	42,583.50	12,987.40	719,429.10

STATE OF ILLINOIS
 SCHEDULE OF APPROPRIATIONS, EXPENDITURES, AND LAPSED BALANCES - BUDGETARY BASIS

FISCAL YEAR ENDED JUNE 30, 2003

Fund Group and Fund	Fund Code	Appropriations	Expenditures (a)		Balance Lapsed at August 31, 2003 (b)
			Year Ended June 30, 2003	Lapse Period	
OTHER APPROPRIATED FUNDS (Continued):					
Special State Funds (Continued):					
International Tourism.....	0621 ...	9,576,000.00	7,622,046.33	610,388.06	1,343,565.61
Juvenile Accountability Incentive Block Grant.....	0581 ...	18,619,054.00	9,421,301.94	3,999,690.95	5,198,061.11
Juvenile Rehabilitation Services Medicaid Matching.....	0575 ...	8,500,000.00	2,778,212.62	72,001.20	5,649,786.18
Keep Illinois Beautiful.....	0017 ...	75,000.00	75,000.00	0.00	0.00
LEADS Maintenance.....	0536 ...	4,543,458.00	2,837,782.82	374,647.61	1,331,027.57
Landfill Closure and Post-Closure.....	0945 ...	750,000.00	57,209.70	39,733.78	653,056.52
Large Business Attraction.....	0975 ...	15,000,000.00	1,000,000.00	0.00	14,000,000.00
LaSalle Veterans Home.....	0272 ...	4,281,027.00	3,761,848.12	328,583.04	190,595.84
Lawyers' Assistance Program.....	0769 ...	700,000.00	125,000.00	0.00	575,000.00
Lead Poisoning, Screening, Prevention and Abatement.....	0360 ...	5,493,992.00	2,357,977.79	918,846.23	2,217,167.98
Lieutenant Governor's Grant.....	0924 ...	50,000.00	0.00	0.00	50,000.00
Live and Learn.....	0026 ...	26,560,533.00	19,438,722.34	4,105,707.66	3,016,103.00
Lobbyist Registration Administration.....	0044 ...	501,162.00	364,127.12	18,213.81	118,821.07
Local Government Distributive.....	0515 ...	963,410,911.00 *	880,135,299.37	13,067,077.81	70,208,533.82
Local Initiative.....	0762 ...	22,391,700.00	17,738,139.16	2,473,599.05	2,179,961.79
Local Tourism.....	0969 ...	12,578,800.00	11,413,040.85	1,039,971.15	125,788.00
Long Term Care Monitor/Receiver.....	0285 ...	845,300.00	227,168.92	6,517.57	611,613.51
Long Term Care Provider.....	0345 ...	722,726,600.00	632,604,821.38	66,447,740.30	23,674,038.32
Mammogram.....	0599 ...	75,000.00	75,000.00	0.00	0.00
Mandatory Arbitration.....	0262 ...	9,358,991.00	4,399,498.84	107,314.91	4,852,177.25
Manteno Veterans Home.....	0980 ...	10,611,180.00	7,596,285.85	1,259,816.73	1,755,077.42
Master Mason.....	0508 ...	75,000.00	58,421.00	0.00	16,579.00
McCormick Place Expansion Project.....	0377 ...	99,000,000.00	88,897,617.60	0.00	10,102,382.40
Medicaid Buy-In Program Revolving.....	0740 ...	100,000.00	213.00	0.00	99,787.00
Medicaid Fraud and Abuse Prevention.....	0237 ...	250,000.00	18,800.00	54,884.44	176,315.56
Medical Research and Development.....	0486 ...	12,800,000.00	12,800,000.00	0.00	0.00
Medical Special Purpose Trust.....	0808 ...	8,835,500.00	3,759,440.62	1,250,866.24	3,825,193.14
Mental Health.....	0050 ...	31,036,200.00	25,376,298.21	3,378,481.99	2,281,419.80
Metabolic Screening and Treatment.....	0920 ...	7,813,328.00	5,040,575.31	883,664.02	1,889,088.67
Metro-East Public Transportation.....	0794 ...	17,500,000.00	14,980,148.00	1,347,418.36	1,172,433.64
Metropolitan Fair and Exposition Authority Improvement Bond.....	0961 ...	31,597,000.00	31,044,368.65	0.00	552,631.35
Military Affairs Trust.....	0043 ...	1,500,000.00	176,406.33	3,425.49	1,320,168.18
Minority and Female Business Enterprise.....	0352 ...	100,000.00	569.00	0.00	99,431.00
Missing and Exploited Children Trust.....	0986 ...	50,000.00	712.00	0.00	49,288.00
Monetary Award Program Reserve.....	0420 ...	6,677,000.00	2,370,159.50	0.00	4,306,840.50
Motor Carrier Safety Inspection.....	0649 ...	2,400,000.00	2,343,441.18	0.00	56,558.82
Motor Vehicle License Plate.....	0622 ...	15,036,843.00	10,340,624.96	2,013,511.18	2,682,706.86
Motor Vehicle Review Board.....	0323 ...	327,600.00	265,580.43	10,983.00	51,036.57
Motor Vehicle Theft Prevention Trust.....	0156 ...	7,515,654.00	7,171,389.77	110,178.23	234,086.00
National World War II Memorial.....	0727 ...	350,000.00	0.00	199,077.76	150,922.24
Natural Areas Acquisition.....	0298 ...	16,736,823.00	4,855,262.06	287,862.88	11,593,698.06
Natural Heritage.....	0375 ...	80,000.00	14,771.71	10,130.65	55,097.64
Natural Resources Information.....	0914 ...	324,200.00	170,187.08	5,480.82	148,532.10
New Technology Recovery.....	0126 ...	6,655,400.00	182,806.43	5,375.27	6,467,218.30
Nuclear Safety Emergency Preparedness.....	0796 ...	21,014,405.00	17,994,601.11	1,314,641.19	1,705,162.70
Nursing Dedicated and Professional.....	0258 ...	2,365,328.00	1,965,974.96	71,073.02	328,280.02
Off-Highway Vehicle Trails.....	0574 ...	1,240,305.00	239,918.16	0.00	1,000,386.84
Open Space Lands Acquisition and Development.....	0299 ...	79,794,828.00	20,221,434.96	70,396.54	59,502,996.50
Optometric Licensing and Disciplinary Committee.....	0259 ...	440,100.00	391,335.87	11,394.18	37,369.95
Organ Donor Awareness.....	0716 ...	250,000.00	41,091.00	0.00	208,909.00
Park and Conservation.....	0962 ...	45,920,060.00	14,685,931.00	1,534,612.07	29,699,516.93
Patent and Copyright.....	0247 ...	25,000.00	0.00	0.00	25,000.00
Pawnbroker Regulation.....	0562 ...	193,300.00	102,693.26	7,644.38	82,962.36
Penny Severns Breast and Cervical Cancer Research.....	0015 ...	613,024.00	286,387.13	88,556.98	238,079.89
Personal Property Tax Replacement.....	0802 ...	762,091,463.00 *	760,745,870.41	311,970.54	1,033,622.05
Pesticide Control.....	0576 ...	2,650,164.00	2,397,461.36	118,159.48	134,543.16
Pet Overpopulation Control.....	0764 ...	75,000.00	0.00	0.00	75,000.00
Petroleum Resource Revolving.....	0573 ...	375,000.00	177,908.49	62,365.17	134,726.34

STATE OF ILLINOIS
 SCHEDULE OF APPROPRIATIONS, EXPENDITURES, AND LAPSED BALANCES - BUDGETARY BASIS

FISCAL YEAR ENDED JUNE 30, 2003

Fund Group and Fund	Fund Code	Appropriations	Expenditures (a)		Balance Lapsed at August 31, 2003 (b)
			Year Ended June 30, 2003	Lapse Period	
OTHER APPROPRIATED FUNDS (Continued):					
Special State Funds (Continued):					
Plugging and Restoration.....	0137 ...	1,463,960.00	405,211.23	9,363.28	1,049,385.49
Plumbing Licensure and Program.....	0372 ...	1,400,241.00	1,187,438.63	65,011.57	147,790.80
Police Memorial Committee.....	0598 ...	75,000.00	0.00	0.00	75,000.00
Police Training Board Services.....	0517 ...	500,000.00	11,556.10	135.00	488,308.90
Pollution Control Board.....	0277 ...	23,000.00	1,106.00	0.00	21,894.00
Post-Tertiary Clinical Services.....	0487 ...	12,800,000.00	12,800,000.00	0.00	0.00
Post Transplant Maintenance and Retention.....	0712 ...	200,000.00	0.00	0.00	200,000.00
Presidential Library and Museum Operating.....	0776 ...	3,000,000.00	1,292,091.29	565,926.64	1,141,982.07
Private Business and Vocational Schools.....	0578 ...	200,000.00	39,782.54	5,836.14	154,381.32
Professional Regulation Evidence.....	0192 ...	100,000.00	0.00	0.00	100,000.00
Professions Indirect Cost.....	0218 ...	14,455,699.00	11,985,148.15	746,346.55	1,724,204.30
Prostate Cancer Research.....	0626 ...	100,000.00	0.00	0.00	100,000.00
Provider Inquiry Trust.....	0341 ...	1,500,000.00	489,451.19	166,394.12	844,154.69
Public Health Services Revolving.....	0340 ...	3,078,000.00	1,906,720.71	412,757.09	758,522.20
Public Health Water Permit.....	0256 ...	200,000.00	43,986.99	13,840.00	142,173.01
Public Infrastructure Construction Loan Revolving.....	0993 ...	20,015,200.00	1,050,776.40	28,505.64	18,935,917.96
Public Pension Regulation.....	0546 ...	837,700.00	627,333.16	31,163.17	179,203.67
Public Transportation.....	0627 ...	295,000,000.00	225,285,356.09	0.00	69,714,643.91
Public Utility.....	0059 ...	25,353,704.00	20,743,481.16	1,098,705.24	3,511,517.60
Quincy Veterans Home.....	0619 ...	20,174,800.00	15,205,669.63	1,700,405.94	3,268,724.43
RTA Occupation and Use Tax Replacement.....	0187 ...	23,330,200.00	16,112,987.33	1,435,331.03	5,781,881.64
Radiation Protection.....	0067 ...	10,583,690.00	5,615,675.94	465,538.21	4,502,475.85
Radioactive Waste Facility Development and Operation.....	0942 ...	1,505,000.00	655,710.29	97,785.49	751,504.22
Rail Freight Loan Repayment.....	0936 ...	3,458,867.00	69,654.84	0.00	3,389,212.16
Real Estate Audit.....	0750 ...	200,000.00	0.00	0.00	200,000.00
Real Estate License Administration.....	0850 ...	5,406,631.00	4,193,212.34	232,393.47	981,025.19
Real Estate Research and Education.....	0849 ...	130,000.00	12,729.00	0.00	117,271.00
Registered CPA Administration and Disciplinary.....	0151 ...	93,897.00	31,626.83	10,215.08	52,055.09
Registered Limited Liability Partnership.....	0167 ...	111,600.00	69,856.71	2,398.36	39,344.93
Regulatory Evaluation and Basic Enforcement.....	0388 ...	150,000.00	14,544.44	1,915.73	133,539.83
Renewable Energy Resources Trust.....	0564 ...	10,000,000.00	2,503,341.00	1,285,191.00	6,211,468.00
Rural Diversification Revolving.....	0235 ...	300,000.00	2,145.87	5.00	297,849.13
Rural/Downstate Health Access.....	0048 ...	525,000.00	79,509.73	1,562.50	443,927.77
Salmon.....	0042 ...	258,900.00	223,364.99	10,147.32	25,387.69
Savings and Residential Finance Regulatory.....	0244 ...	5,552,066.00	4,565,109.42	203,958.10	782,998.48
School District Emergency Financial Assistance.....	0130 ...	8,033,000.00	6,263,500.00	0.00	1,769,500.00
School Infrastructure.....	0568 ...	16,346,449.00	11,276,384.86	67,529.77	5,002,534.37
School Technology Revolving.....	0544 ...	500,000.00	100,000.00	0.00	400,000.00
School Technology Revolving Loan.....	0569 ...	50,000,000.00	6,892,434.00	308,650.00	42,798,916.00
Secretary of State DUI Administration.....	0732 ...	2,067,800.00	732,629.33	2,411.25	1,332,759.42
Secretary of State Evidence.....	0374 ...	100,353.00	0.00	6,328.00	94,025.00
Secretary of State Police Services.....	0759 ...	500,000.00	0.00	0.00	500,000.00
Secretary of State Special License Plate.....	0185 ...	1,428,003.00	840,056.20	40,150.58	547,796.22
Secretary of State Special Services.....	0483 ...	21,015,262.00	16,419,467.13	1,689,945.84	2,905,849.03
Secretary of State's Grant.....	0948 ...	250,000.00	8,366.84	500.00	241,133.16
Securities Audit and Enforcement.....	0362 ...	6,349,400.00	5,240,698.52	293,910.75	814,790.73
Securities Investors Education.....	0292 ...	295,700.00	57,852.33	24,286.40	213,561.27
Senior Citizens Real Estate Deferred Tax Revolving.....	0930 ...	4,700,000.00	3,807,067.89	290,663.74	602,268.37
Sex Offender Management Board.....	0527 ...	250,000.00	24,386.14	12,936.43	212,677.43
Sexual Assault Services.....	0389 ...	100,000.00	100,000.00	0.00	0.00
Small Business Environmental Assistance.....	0387 ...	1,008,300.00	333,864.89	11,757.06	662,678.05
Snowmobile Trail Establishment.....	0866 ...	179,334.00	101,172.78	0.00	78,161.22

STATE OF ILLINOIS
 SCHEDULE OF APPROPRIATIONS, EXPENDITURES, AND LAPSED BALANCES - BUDGETARY BASIS

FISCAL YEAR ENDED JUNE 30, 2003

Fund Group and Fund	Fund Code	Appropriations	Expenditures (a)		Balance Lapsed at August 31, 2003 (b)
			Year Ended June 30, 2003	Lapse Period	
OTHER APPROPRIATED FUNDS (Continued):					
Special State Funds (Continued):					
Solid Waste Management.....	0078 ...	14,465,386.00	8,306,561.69	787,518.22	5,371,306.09
Solid Waste Management Revolving Loan.....	0171 ...	1,335,000.00	0.00	0.00	1,335,000.00
Special Education Medicaid Matching.....	0355 ...	370,000,000.00	115,044,677.78	20,891,988.64	234,063,333.58
Special Events Revolving.....	0989 ...	250,000.00	66,722.96	0.00	183,277.04
State and Local Sales Tax Reform.....	0186 ...	48,342,700.00	32,225,974.68	2,870,662.06	13,246,063.26
State Asset Forfeiture.....	0514 ...	3,501,519.00	1,621,465.66	486,678.41	1,393,374.93
State Board of Education.....	0579 ...	800,000.00	99,727.38	1,488.98	698,783.64
State Board of Education Special Purpose Trust.....	0591 ...	700,000.00	6,100.00	0.00	693,900.00
State Boating Act.....	0039 ...	17,674,321.00	9,804,622.39	443,364.67	7,426,333.94
State College and University Trust.....	0417 ...	245,425.00	201,175.00	0.00	44,250.00
State Crime Laboratory.....	0152 ...	550,000.00	372,195.30	107,457.74	70,346.96
State Furbearer.....	0293 ...	251,329.00	74,423.41	0.00	176,905.59
State Gaming.....	0129 ...	125,357,083.00	112,049,850.99	12,637,635.44	668,596.57
State Lottery.....	0711 ...	360,937,021.00	268,897,797.01	12,700,272.09	79,338,951.90
State Migratory Waterfowl Stamp.....	0953 ...	3,159,876.00	710,062.88	0.00	2,449,813.12
State Offender DNA Identification System.....	0537 ...	300,000.00	25,312.57	70,868.12	203,819.31
State Parks.....	0040 ...	8,583,642.00	6,528,235.63	476,344.85	1,579,061.52
State Pensions.....	0054 ...	109,843,573.00 *	108,461,778.08	465,205.71	916,589.21
State Pheasant.....	0353 ...	1,138,642.00	215,068.63	0.00	923,573.37
State Police DUI.....	0222 ...	550,000.00	77,206.44	319,002.80	153,790.76
State Police Services.....	0906 ...	22,501,927.00	16,486,107.66	1,047,369.83	4,968,449.51
State Police Vehicle.....	0246 ...	200,000.00	185,854.48	0.00	14,145.52
State Police Whistleblower Reward and Protection.....	0705 ...	1,500,000.00	157,171.89	28,485.10	1,314,343.01
State Police Wireless Service.....	0637 ...	1,300,000.00	581,252.75	0.00	718,747.25
State Rail Freight Loan Repayment.....	0265 ...	14,148,652.00	543,928.00	0.00	13,604,724.00
State Treasurer's Bank Services Trust.....	0373 ...	7,500,000.00	5,105,086.68	1,189,599.36	1,205,313.96
State's Attorneys Appellate Prosecutor's County.....	0745 ...	2,041,435.00	1,446,023.44	91,954.46	503,457.10
Statewide Economic Development.....	0743 ...	10,000,000.00	0.00	0.00	10,000,000.00
Subtitle D Management.....	0089 ...	1,688,300.00	1,351,753.34	11,719.61	324,827.05
Supplemental Low Income Energy Assistance.....	0550 ...	90,126,500.00	72,908,279.05	1,635,792.08	15,582,428.87
Tanning Facility Permit.....	0370 ...	500,000.00	334,188.26	71,066.43	94,745.31
Tax Compliance and Administration.....	0384 ...	1,771,700.00	1,266,115.33	36,465.53	469,119.14
Teacher Certificate Fee Revolving.....	0016 ...	1,200,417.00	635,933.15	100,136.10	464,347.75
Technology Innovation and Commercialization.....	0955 ...	575,000.00	0.00	0.00	575,000.00
Temporary Relocation Expenses Revolving Grant.....	0605 ...	1,130,000.00	512,550.00	99,807.00	517,643.00
Tobacco Settlement Recovery.....	0733 ...	432,698,578.00	387,576,856.74	21,965,861.44	23,155,859.82
Tourism Attraction Development Matching Grant.....	0234 ...	100,000.00	0.00	0.00	100,000.00
Tourism Promotion.....	0763 ...	38,025,200.00	26,846,088.89	7,408,310.40	3,770,800.71
Toxic Pollution Prevention.....	0111 ...	90,000.00	89,918.60	0.00	81.40
Traffic and Criminal Conviction Surcharge.....	0879 ...	14,466,100.00	10,813,834.63	1,778,701.46	1,873,563.91
Transportation Regulatory.....	0018 ...	19,516,056.00	14,021,325.45	676,882.86	4,817,847.69
Trauma Center.....	0397 ...	20,500,000.00	7,034,410.33	7,179,488.76	6,286,100.91
Underground Resources Conservation Enforcement Trust.....	0261 ...	716,800.00	418,109.14	53,656.16	245,034.70
Underground Storage Tank.....	0072 ...	86,069,829.00	75,715,086.04	3,301,743.14	7,052,999.82
University Grant.....	0418 ...	70,000.00	52,325.00	0.00	17,675.00
University of Illinois Hospital Services.....	0136 ...	173,400,000.00	165,579,185.39	4,710,012.83	3,110,801.78
Used Tire Management.....	0294 ...	9,725,551.00	5,366,504.04	186,641.38	4,172,405.58
Vehicle Inspection.....	0963 ...	64,269,512.00	57,447,443.31	4,434,733.91	2,387,334.78
Video Conferencing User.....	0593 ...	10,000.00	0.00	0.00	10,000.00
Violence Prevention.....	0184 ...	2,058,600.00	1,935,423.73	51,598.72	71,577.55
Violent Crime Victims Assistance.....	0929 ...	8,506,800.00	8,306,864.48	35,852.28	164,083.24
Water Revolving.....	0270 ...	838,999,247.00	210,554,782.58	324,218.42	628,120,246.00
Weights and Measures.....	0163 ...	2,637,586.00	1,909,287.72	80,167.25	648,131.03
Wildlife and Fish.....	0041 ...	37,534,663.00	27,402,545.01	2,461,040.49	7,671,077.50
Wireless Carrier Reimbursement.....	0613 ...	30,000,000.00	8,596,328.75	162,524.89	21,241,146.36

STATE OF ILLINOIS
 SCHEDULE OF APPROPRIATIONS, EXPENDITURES, AND LAPSED BALANCES - BUDGETARY BASIS

FISCAL YEAR ENDED JUNE 30, 2003

Fund Group and Fund	Fund Code	Appropriations	Expenditures (a)		Balance Lapsed at August 31, 2003 (b)
			Year Ended June 30, 2003	Lapse Period	
OTHER APPROPRIATED FUNDS (Continued):					
Special State Funds (Concluded):					
Wireless Service Emergency.....	0612 ...	40,000,000.00	28,008,686.12	162,524.89	11,828,788.99
Workers' Compensation Revolving.....	0332 ...	650,000.00	273,268.25	66,838.63	309,893.12
Workforce, Technology and Economic Development.....	0552 ...	12,000,000.00	840,000.00	0.00	11,160,000.00
Youth Alcoholism and Substance Abuse Prevention.....	0128 ...	1,200,000.00	974,400.00	11,500.00	214,100.00
Youth Drug Abuse Prevention.....	0910 ...	560,000.00	514,998.00	15,002.00	30,000.00
Total, Special State Funds.....		13,266,923,823.00	10,631,622,588.54	436,192,896.21	2,199,108,338.25
Bond Financed Funds:					
Anti-Pollution.....	0551 ...	79,853,670.00	21,000,000.00	0.00	58,853,670.00
Build Illinois.....	0971 ...	1,388,389,337.00	488,168,415.21	315,878.43	899,905,043.36
Capital Development.....	0141 ...	2,363,392,094.00	588,871,395.11	2,732,665.94	1,771,788,032.95
Coal Development.....	0653 ...	31,784,942.00	2,177,000.00	0.00	29,607,942.00
Illinois Civic Center.....	0556 ...	173,200.00	0.00	0.00	173,200.00
School Construction.....	0143 ...	1,104,235,793.00	568,350,576.60	0.00	535,885,216.40
Transportation Bond Series A.....	0553 ...	917,139,792.00	386,572,569.68	0.00	530,567,222.32
Transportation Bond Series B.....	0554 ...	573,491,328.00	138,428,728.51	0.00	435,062,599.49
Total, Bond Financed Funds.....		6,458,460,156.00	2,193,568,685.11	3,048,544.37	4,261,842,926.52
Debt Service Funds:					
Build Illinois B. R. & I.	0970 ...	262,000,000.00	243,417,838.15	0.00	18,582,161.85
General Obligation B. R. & I.	0101 ...	2,620,955,811.00 *	2,614,135,340.26	0.00	6,820,470.74
Illinois Civic Center B. R. & I.	0105 ...	14,418,700.00	12,846,480.83	0.00	1,572,219.17
Matured Bond and Coupon.....	0625 ...	500,000.00	148,781.25	0.00	351,218.75
Total, Debt Service Funds.....		2,897,874,511.00	2,870,548,440.49	0.00	27,326,070.51
Federal Trust Funds:					
AFDC Opportunities.....	0349 ...	910,000.00	0.00	0.00	910,000.00
Abandoned Mined Lands Reclamation					
Council Federal Trust.....	0991 ...	19,920,784.00	8,392,908.71	158,750.68	11,369,124.61
Agricultural Marketing Services.....	0439 ...	12,000.00	8,034.03	269.13	3,696.84
Agriculture Federal Projects.....	0826 ...	3,837,044.00	1,303,027.40	195,960.12	2,338,056.48
Agriculture Pesticide Control Act.....	0689 ...	770,293.00	101,922.24	38,897.89	629,472.87
Alcoholism and Substance Abuse.....	0646 ...	16,654,400.00	3,877,365.73	852,486.69	11,924,547.58
Attorney General Federal Grant.....	0988 ...	3,700,625.00	1,694,651.67	11,754.74	1,994,218.59
BHE Federal Grants.....	0983 ...	14,810,000.00	1,430,282.12	626,454.41	12,753,263.47
Commerce and Community Affairs					
Assistance.....	0636 ...	8,964,100.00	2,658,423.70	119,846.06	6,185,830.24
Community Development/Small Cities					
Block Grant.....	0875 ...	163,412,800.00	39,658,179.65	2,350,307.64	121,404,312.71
Community Mental Health Services					
Block Grant.....	0876 ...	18,493,800.00	16,827,524.73	977,377.67	688,897.60
Community Services Block Grant.....	0871 ...	76,302,200.00	27,852,323.03	2,979,184.44	45,470,692.53
Council on Developmental Disabilities					
Federal Trust.....	0131 ...	4,132,835.00	2,465,019.69	395,724.20	1,272,091.11
Criminal Justice Trust.....	0488 ...	100,434,112.00	52,523,141.00	4,990,324.48	42,920,646.52
DCFS Federal Projects.....	0566 ...	20,667,798.00	13,023,259.92	668,429.79	6,976,108.29
DCFS Refugee Assistance.....	0684 ...	15,000.00	0.00	0.00	15,000.00
DHS Federal Projects.....	0592 ...	36,363,658.00	16,233,976.67	1,049,322.12	19,080,359.21
DHS Special Purposes Trust.....	0408 ...	235,253,803.00	150,523,419.63	11,553,265.86	73,177,117.51
Emergency Management Preparedness.....	0526 ...	8,000,000.00	1,631,031.40	806,123.66	5,562,844.94
Employment and Training.....	0347 ...	50,000,000.00	6,159,229.49	124,725.35	43,716,045.16
Employment Security Administration.....	0116 ...	945,619.00	659,542.21	0.00	286,076.79
Energy Administration.....	0737 ...	18,474,500.00	12,150,305.28	787,989.38	5,536,205.34
Federal Aid Disaster.....	0491 ...	143,500,000.00	11,538,258.91	519,993.38	131,441,747.71
Federal Civil Preparedness					
Administrative.....	0497 ...	30,908,603.00	9,987,527.40	1,006,010.16	19,915,065.44
Federal Congressional Teacher					
Scholarship Program.....	0092 ...	1,800,000.00	1,595,312.50	12,750.00	191,937.50
Federal Energy.....	0859 ...	3,472,000.00	1,476,765.13	276,315.58	1,718,919.29
Federal Hardware Assistance.....	0492 ...	1,000,000.00	0.00	0.00	1,000,000.00
Federal Industrial Service.....	0726 ...	2,375,238.00	1,436,688.24	133,571.46	804,978.30
Federal/Local Airport.....	0095 ...	444,115,091.00	108,966,971.81	0.00	335,148,119.19

STATE OF ILLINOIS
 SCHEDULE OF APPROPRIATIONS, EXPENDITURES, AND LAPSED BALANCES - BUDGETARY BASIS

FISCAL YEAR ENDED JUNE 30, 2003

Fund Group and Fund	Fund Code	Appropriations	Expenditures (a)		Balance Lapsed at August 31, 2003 (b)
			Year Ended June 30, 2003	Lapse Period	
OTHER APPROPRIATED FUNDS (Continued):					
Federal Trust Funds (Continued):					
Federal Mass Transit Trust.....	0853 ...	79,177,421.00	19,410,376.49	0.00	59,767,044.51
Federal Moderate Rehabilitation Housing.....	0851 ...	4,697,200.00	672,830.17	965.67	4,023,404.16
Federal National Community Services Grant.....	0343 ...	23,017,011.00	5,877,270.50	816,208.17	16,323,532.33
Federal Reserve Recall.....	0665 ...	21,500,000.00	20,287,747.94	48,855.04	1,163,397.02
Federal Student Incentive Trust.....	0701 ...	3,700,000.00	3,662,070.00	0.00	37,930.00
Federal Student Loan.....	0663 ...	190,000,000.00	120,327,963.80	12,312,436.04	57,359,600.16
Federal Support Agreement Revolving.....	0333 ...	16,000,800.00	12,660,671.94	803,403.47	2,536,724.59
Federal Surface Mining Control and Reclamation.....	0765 ...	3,598,000.00	2,609,593.23	366,587.71	621,819.06
Federal Title IV Fire Protection Assistance.....	0670 ...	412,870.00	49,549.00	0.00	363,321.00
Fire Prevention Division.....	0580 ...	186,000.00	0.00	72,220.47	113,779.53
Flood Control Land Lease.....	0443 ...	600,000.00	491,521.70	0.00	108,478.30
Forest Reserve.....	0086 ...	500,000.00	287,236.48	0.00	212,763.52
GI Education.....	0447 ...	727,100.00	533,985.82	33,007.03	160,107.15
Illinois Arts Council Federal Grant.....	0657 ...	675,000.00	638,400.00	0.00	36,600.00
Illinois State Police Federal Projects.....	0904 ...	12,500,000.00	7,268,828.15	1,210,482.59	4,020,689.26
Indoor Radon Mitigation.....	0191 ...	400,000.00	86,373.25	73,506.91	240,119.84
Institute of Natural Resources Federal Projects Grant.....	0820 ...	2,002,200.00	446,878.80	63,900.00	1,491,421.20
Intra-Agency Services.....	0883 ...	4,134,840.00	2,583,695.98	302,655.60	1,248,488.42
Juvenile Justice Trust.....	0911 ...	13,414,833.00	4,404,096.33	864,307.63	8,146,429.04
Law Enforcement Officers Training Board Federal Projects.....	0923 ...	398.00	0.00	397.23	0.77
Library Services.....	0470 ...	9,454,500.00	5,678,268.96	1,561,603.13	2,214,627.91
Low Income Home Energy Assistance Block Grant.....	0870 ...	204,206,920.00	101,981,714.88	4,579,544.46	97,645,660.66
Maternal and Child Health Services Block Grant.....	0872 ...	32,781,078.00	15,837,434.88	8,973,091.29	7,970,551.83
Mines and Minerals Underground Injection Control.....	0077 ...	452,200.00	226,964.79	19,759.50	205,475.71
National Center for Education Statistics.....	0791 ...	156,100.00	89,736.37	1,540.50	64,823.13
National Flood Insurance Program.....	0855 ...	325,000.00	115,023.24	95,648.74	114,328.02
Nuclear Civil Protection Planning.....	0484 ...	8,300,000.00	613,892.86	0.00	7,686,107.14
Old Age Survivors Insurance.....	0495 ...	77,936,588.00	53,707,135.57	2,618,487.64	21,610,964.79
Petroleum Violation.....	0900 ...	7,305,800.00	4,380,002.61	557,083.66	2,368,713.73
Preventive Health and Health Services Block Grant.....	0873 ...	8,789,463.00	2,702,734.46	207,844.01	5,878,884.53
Public Health Federal Projects.....	0838 ...	800,000.00	134,232.38	12,548.80	653,218.82
Public Health Services.....	0063 ...	120,487,363.00	74,599,309.18	12,186,337.71	33,701,716.11
Rehabilitation Services Elementary and Secondary Education Act.....	0798 ...	1,350,000.00	455,339.39	166,207.77	728,452.84
SBE Department of Health and Human Services.....	0239 ...	2,990,200.00	1,333,601.35	52,383.89	1,604,214.76
SBE Federal Department of Agriculture.....	0410 ...	431,415,000.00	368,044,882.91	37,408,661.70	25,961,455.39
SBE Federal Department of Education.....	0561 ...	1,501,517,955.00	1,079,594,037.56	44,833,249.89	377,090,667.55
SBE Federal Department of Labor.....	0392 ...	14,000,000.00	2,156,551.59	567,459.88	11,275,988.53
SBE Federal National Community Service.....	0183 ...	2,058,300.00	844,859.23	71,754.76	1,141,686.01
Senior Health Insurance Program.....	0396 ...	700,000.00	348,038.41	19,808.82	332,152.77
Services for Older Americans.....	0618 ...	67,457,377.00	50,298,415.90	10,961,381.21	6,197,579.89
Special Federal Grant Projects.....	0090 ...	2,800,000.00	1,024,033.33	44,911.46	1,731,055.21
Special Projects Division.....	0607 ...	2,465,060.00	1,813,282.76	396,401.59	255,375.65
State Appellate Defender Federal Trust.....	0117 ...	600,000.00	299,318.33	11,658.57	289,023.10
Student Loan Operating.....	0664 ...	75,667,998.00	33,602,381.54	993,748.03	41,071,868.43
Title III Social Security and Employment Service.....	0052 ...	576,565,244.00	359,444,593.73	14,902,801.77	202,217,848.50
U.S. Environmental Protection.....	0065 ...	54,869,380.00	35,201,331.05	2,755,311.86	16,912,737.09
USDA Women, Infants and Children.....	0700 ...	244,755,253.00	222,192,279.17	9,716,478.88	12,846,494.95
Unemployment Compensation Special Administration.....	0055 ...	12,102,387.00	1,617,495.50	1,850,838.00	8,634,053.50
Urban Planning Assistance.....	0404 ...	455,300.00	259,923.48	18,766.64	176,609.88

STATE OF ILLINOIS
 SCHEDULE OF APPROPRIATIONS, EXPENDITURES, AND LAPSED BALANCES - BUDGETARY BASIS

FISCAL YEAR ENDED JUNE 30, 2003

Fund Group and Fund	Fund Code	Appropriations	Expenditures (a)		Balance Lapsed at August 31, 2003 (b)
			Year Ended June 30, 2003	Lapse Period	
OTHER APPROPRIATED FUNDS (Continued):					
Federal Trust Funds (Concluded):					
Vocational Rehabilitation.....	0081 ...	148,129,657.00	107,279,163.49	3,812,090.99	37,038,402.52
Wholesome Meat.....	0476 ...	5,697,953.00	4,632,035.16	183,278.63	882,639.21
Total, Federal Trust Funds.....		5,423,082,052.00	3,226,982,195.93	207,185,452.23	1,988,914,403.84
Revolving Funds:					
Air Transportation.....	0309 ...	1,000,000.00	520,097.97	35,108.95	444,793.08
Communications.....	0312 ...	178,200,137.00	97,905,328.74	13,406,453.62	66,888,354.64
Facilities Management.....	0314 ...	200,000.00	134,730.78	16,541.70	48,727.52
Paper and Printing.....	0308 ...	2,867,600.00	1,293,656.83	76,805.32	1,497,137.85
State Garage.....	0303 ...	46,581,900.00	26,285,613.04	7,686,914.32	12,609,372.64
State Surplus Property.....	0903 ...	2,724,892.00	1,846,367.99	92,339.37	786,184.64
Statistical Services.....	0304 ...	147,640,380.00	69,342,605.31	10,086,753.27	68,211,021.42
Working Capital.....	0301 ...	62,310,505.00	34,869,404.47	3,209,485.82	24,231,614.71
Total, Revolving Funds.....		441,525,414.00	232,197,805.13	34,610,402.37	174,717,206.50
State Trust Funds:					
AML Reclamation Set Aside.....	0257 ...	1,500,000.00	0.00	0.00	1,500,000.00
Agrichemical Incident Response Trust.....	0153 ...	236.00	0.00	235.97	0.03
Agricultural Master.....	0440 ...	457,900.00	367,444.53	19,833.34	70,622.13
Attorney General State Projects and					
Court Order Distribution.....	0801 ...	3,500,000.00	2,456,352.65	12,262.81	1,031,384.54
Child Support Enforcement Trust.....	0957 ...	97,266.00	16,052.63	81,212.74	0.63
County Option Motor Fuel Tax.....	0190 ...	627,100.00	520,005.61	17,310.53	89,783.86
Criminal Justice Information Projects.....	0335 ...	1,006,859.00	8,462.42	0.00	998,396.58
DCFS Special Purpose Trust.....	0582 ...	157,800.00	0.00	0.00	157,800.00
DHS Private Resource.....	0690 ...	2,750,000.00	0.00	0.00	2,750,000.00
DHS Recoveries Trust.....	0921 ...	5,254,500.00	3,694,216.10	185,254.02	1,375,029.88
DHS State Projects.....	0642 ...	3,744,400.00	1,298,183.29	10,500.00	2,435,716.71
DNR Special Projects.....	0884 ...	79,557.00	79,556.41	0.00	0.59
Department on Aging State Projects.....	0830 ...	50,000.00	24,227.10	523.50	25,249.40
EPA Special State Projects Trust.....	0074 ...	1,645,000.00	367,403.34	5,462.73	1,272,133.93
Early Intervention Services Revolving.....	0502 ...	165,126,111.00	85,279,467.08	28,370.95	79,818,272.97
Environmental Protection Trust.....	0845 ...	3,312,000.00	2,995,000.00	0.00	317,000.00
Federal HOME Investment Trust.....	0338 ...	48,992,491.00	20,273,225.80	0.00	28,719,265.20
Group Insurance Premium.....	0457 ...	73,998,800.00	53,123,882.08	10,508,656.78	10,366,261.14
Home Rule Municipal Retailers'					
Occupation Tax.....	0138 ...	417,200.00	354,331.95	8,184.68	54,683.37
Illinois Century Network (ICN)					
Special Purposes.....	0729 ...	25,000,000.00	518,725.17	3,489,990.84	20,991,283.99
Illinois Equal Justice.....	0671 ...	490,000.00	490,000.00	0.00	0.00
Illinois Rural Rehabilitation.....	0595 ...	121,900.00	20,000.00	0.00	101,900.00
Institute of Natural Resources					
Special Projects.....	0834 ...	2,500,000.00	4,616.33	0.00	2,495,383.67
Land and Water Recreation.....	0465 ...	12,638,739.00	2,015,000.00	0.00	10,623,739.00
Land Reclamation.....	0858 ...	350,000.00	0.00	0.00	350,000.00
Local Government Health Insurance					
Reserve.....	0193 ...	148,188,800.00	71,675,725.60	5,012,873.05	71,500,201.35
Municipal Telecommunications.....	0719 ...	100,000.00	0.00	0.00	100,000.00
Narcotics Profit Forfeiture.....	0951 ...	1,350,000.00	777,681.18	42,188.30	530,130.52
Natural Resources Restoration Trust.....	0831 ...	1,000,000.00	20,154.10	0.00	979,845.90
Pollution Control Board State Trust.....	0207 ...	166.00	165.65	0.00	0.35
Public Aid Recoveries Trust.....	0421 ...	22,553,095.00	15,532,596.68	1,110,154.06	5,910,344.26
Public Health Special State Projects.....	0896 ...	3,115,000.00	306,811.62	26,380.93	2,781,807.45
Secretary of State Interagency Grant.....	0295 ...	13.00	0.00	12.78	0.22
Self-Insurers Administration.....	0274 ...	149.00	0.00	149.00	0.00
Self-Insurers Security.....	0940 ...	49.00	0.00	48.90	0.10
Sheffield February 1982 Agreed Order.....	0882 ...	100,000.00	62,327.00	3,240.00	34,433.00
State Appellate Defender					
State Projects.....	0361 ...	200,000.00	127,393.89	13,292.20	59,313.91
State Employees Deferred Compensation					
Plan.....	0755 ...	1,857,960.00	1,314,158.17	56,074.78	487,727.05
State Employees Retirement System.....	0479 ...	316.00	315.65	0.00	0.35
State Fair Promotional Activities.....	0835 ...	237.00	0.00	236.88	0.12

STATE OF ILLINOIS
 SCHEDULE OF APPROPRIATIONS, EXPENDITURES, AND LAPSED BALANCES - BUDGETARY BASIS

FISCAL YEAR ENDED JUNE 30, 2003

Fund Group and Fund	Fund Code	Appropriations	Expenditures (a)		Balance Lapsed at August 31, 2003 (b)
			Year Ended June 30, 2003	Lapse Period	
OTHER APPROPRIATED FUNDS (Concluded):					
State Trust Funds (Concluded):					
State Police Motor Vehicle					
Theft Prevention Trust.....	0376 ...	1,500,000.00	747,962.66	100,352.45	651,684.89
State Projects.....	0448 ...	100,000.00	0.00	0.00	100,000.00
Statewide Grand Jury Prosecution.....	0525 ...	30,000.00	27,409.60	0.00	2,590.40
Total, State Trust Funds.....		533,913,644.00	264,498,854.29	20,732,802.22	248,681,987.49
TOTAL, OTHER APPROPRIATED FUNDS.....		\$ 35,337,680,540.00	\$ 22,878,490,923.39	\$ 804,286,023.22	\$ 11,654,903,593.39
TOTAL, APPROPRIATED FUNDS.....		\$ 57,672,413,174.00	\$ 44,251,154,130.52	\$ 1,340,533,673.03	\$ 12,080,725,370.45

* Includes continuing appropriation.

(a) These amounts include only expenditures against fiscal year 2003 appropriations.

(b) \$7,768,282,040.00 has been reappropriated to fiscal year 2004.