

The seal of the State of Illinois is visible in the background, featuring an eagle with wings spread, holding a shield on its chest. The seal is circular with a rope-like border. Text within the seal includes "OFFICE OF THE STATE OF ILLINOIS", "UNION", "1808", and "AUG. 26TH 1818".

DANIEL W. HYNES
COMPTROLLER

www.ioc.state.il.us

**BONDED
INDEBTEDNESS
and
LONG
TERM
OBLIGATIONS**

— Fiscal Year 2003 —

FINANCIALS

Comptroller Daniel W. Hynes is the Chief Fiscal Officer for the State of Illinois, managing its financial accounts, processing more than 18 million transactions a year, and performing a watchdog role to assure that all payments meet the requirements of the law. The Comptroller's Office also provides timely and accurate fiscal information and analysis to the Governor, the Illinois General Assembly, and Local Government Officials so they can make informed budget decisions. In addition, the Office oversees the state's private cemetery and funeral home industry.



A Message to Illinois Taxpayers

April 19, 2004

I present to you the report of the State's bonded indebtedness. Bonded debt, sometimes referred to as long-term debt, is typically used to finance projects with a long useful life. These projects are usually infrastructure improvements such as road repairs, new buildings, school construction, etc. This is the equivalent of taking out a mortgage to purchase a new home or a home equity loan to make improvements.

This report of Bonded Indebtedness and Long Term Obligations presents a complete picture of the State's indebtedness in the categories of General Obligation Bonds, Special Obligation Bonds and Revenue Bonds.

General Obligation debt is backed by the full faith and credit of the State and is considered direct debt of the State. Special Obligation debt is also considered direct debt of the State, but is not backed by the full faith and credit of the State. Rather, special obligation debt is supported and repaid only by a dedicated State revenue source (e.g. Build Illinois Bonds are primarily supported and repaid through sales tax proceeds).

Revenue bonds are not backed by the full faith and credit of the State, but are backed by a specified revenue stream. Revenue bonds can be considered conduit debt, which implies no obligation for the State (e.g. Illinois Development Finance Authority bonds supported by project revenues or receipts). Revenue bonds can also be considered moral obligation debt, which means that if resources from the specified revenue stream are insufficient to support the debt service the State is then obligated (e.g. Metropolitan Pier and

Exposition Authority bonds). Finally, some revenue bonds are classified as indirect debt, which means that the asset is the property of a local government but part of the debt service comes from State resources (e.g. Illinois Sports Facilities Authority owns Comiskey Park, paid in part by the hotel tax).

This report shows that total debt outstanding grew 33.6% in FY 2003 and totaled \$51.7 billion, up from \$38.7 billion in FY 2002. This compares to 10.3% growth in FY 2002, 5.4% growth in FY 2001, 6.6% growth in FY 2000 and 1.7% growth in FY 1999.

Since FY 2002, per capita general and special obligation debt (principal and interest) has grown 150.4% to total \$3,143, up from \$1,257 in FY 2002.

General obligation debt increased \$11.2 billion (146%) in fiscal year 2003. This increase is mainly attributed to \$10.0 billion of bonds issued in June 2003 for the purpose of making contributions to the Pension Contribution Fund. The net proceeds of this bond issue were used to: (i) reimburse the State's General Fund for a portion of the contributions made to the Retirement Systems for the last quarter of fiscal year 2003; (ii) reimburse the State's General Fund for the State's contributions to the Retirement Systems for fiscal year 2004; and (iii) fund a portion of the State's unfunded portion of prior years retirement liabilities.

When debt is issued, independent credit rating agencies attach a rating to the issue. The ratings attached to all bonds associated with the State affect interest payments and the cost to Illinois taxpayers. Individual bond ratings will vary, but the general and special obligation bond ratings are directly related to the financial condition of the State. As of June 30, 2003, Illinois' general obligation bond rating was unchanged at AA by Standard and Poor's, but was downgraded from Aa2 to Aa3 by Moody's Investor Services and from AA+ to AA by Fitch IBCA.

The State's special obligation bond ratings remained the same, ranging from AAA by Standard & Poor's for Build Illinois bonds to A1 by Moody's for Civic Center bonds.

TABLE OF CONTENTS

Bonded Indebtedness and Long Term Obligations 2003 Annual Report

Page

Total Bonded Debt Outstanding	1
General and Special Obligation Bonds Issued.....	2-3
General and Special Obligation Debt Service Trend.....	4
Per Capita Debt.....	5
General and Special Obligation Annual Debt Service Expenditures	6
Types of Revenue Bonds	7
Revenue Bonds - Conduit Debt	8
Revenue Bonds - Moral Obligation and Contingent Debt	9-10
Revenue Bonds - Indirect Debt.....	11

Appendices

Appendix A: Schedule of General and Special Obligation Debt Retirement	A-1 – A-2
Appendix B: Recap of General and Special Obligation Indebtedness	B-1 – B-3
Appendix C: Summary of Authorized General and Special Obligation Indebtedness Which Have Unissued Authorizations	C-1 – C-7
Appendix D: General and Special Obligation Bond Issues By Bond Type	D-1 – D-9
Appendix E: Recap of Revenue Bond Indebtedness and Certain Other Long-Term Obligations	E-1- E-7
Appendix F: Revenue Bond Issues By Agency - Tax Supported Debt	F-1- F-5
- User Charge Supported Debt.....	F-6 – F-19
- Contingent Debt.....	F-20 – F-22
- Conduit Debt.....	F-23 – F-106



Total Bonded Debt Outstanding

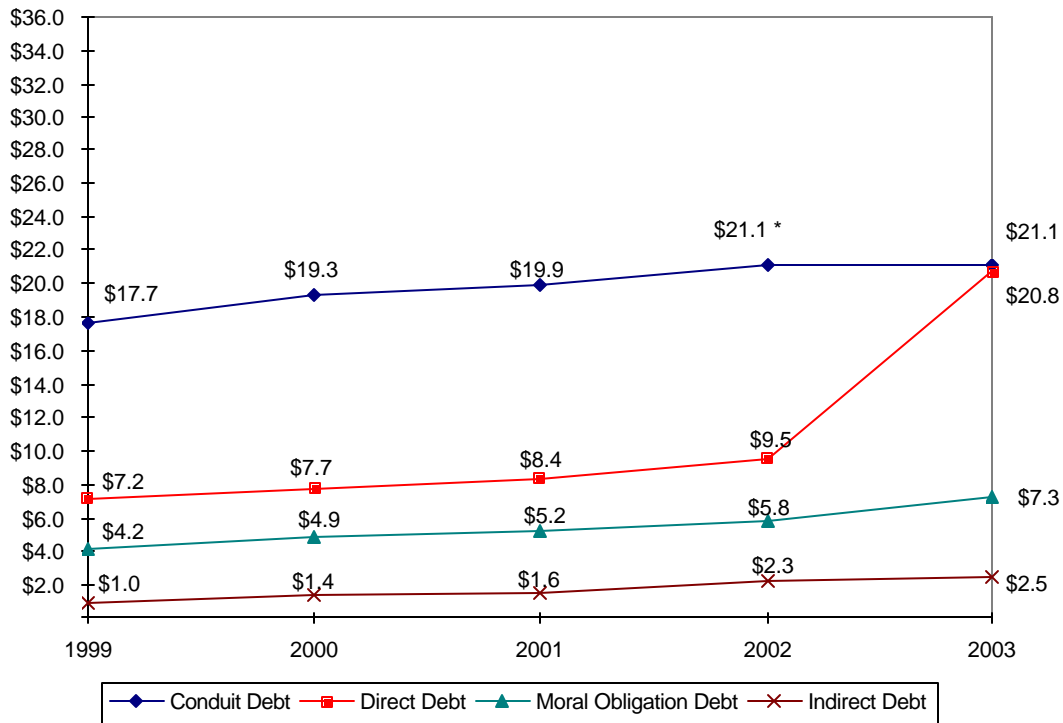
Total outstanding principal for bonded indebtedness of the State of Illinois at June 30, 2003, was approximately \$51.7 billion (net of defeased bonds). During the last five years, this amount has increased \$21.6 billion (or 71.8%) from the \$30.1 billion reported at June 30, 1999.

Of the principal outstanding as of June 30, 2003, the State is committed to repay \$20.8 billion “directly” and \$2.5 billion “indirectly”. In addition, the State appears “morally obligated and/or contingently”

liable to repay \$7.3 billion of principal. The remaining \$21.1 billion is classified as “conduit” debt and does not require the State to commit resources to be used for repayment. The 119% increase in “direct” debt in fiscal year 2003 from fiscal year 2002 was primarily due to the \$10 billion General Obligation Pension Contribution Funding bond.

As of June 2003, the State’s general obligation bonds carry an Aa3 rating by Moody’s Investors Service, an AA rating by Standard & Poor’s and an AA rating by Fitch IBCA, Inc., which reflects a change from June 2002.

**Total Outstanding Principal
(Net of Defeased Bonds)
Fiscal Years 1999-2003
(in billions)**



* Correction of 2002 Data, Illinois Development Finance Authority 2002 Revenue anticipation Notes were overstated by \$12.4 billion.

General and Special Obligation Bonds Issued

Overview

General and special obligation bonds are commonly referred to as direct debt because the State is directly obligated for repayment. In fiscal year 2003, the State issued \$11.9 billion of direct debt (\$11.7 billion general obligation bonds and \$182 million special obligations bonds), excluding refunding bonds. The unspent portion of the proceeds from these bonds at June 30, 2003 was \$212 million. During the prior fiscal year, the State issued \$1.5 billion of general and \$150 million of special obligation bonds, exclusive of refunding bonds.

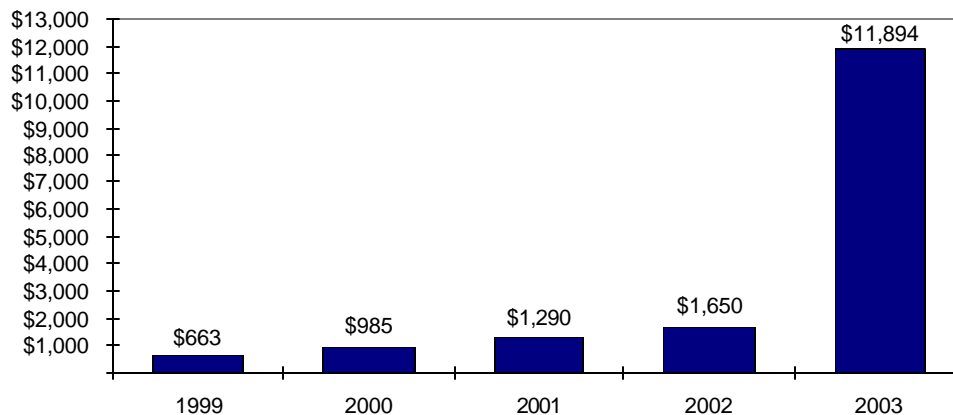
As of June 30, 2003, the State was authorized to issue \$34.9 billion of general obligation bonds (inclusive of refunding bonds) and \$4.1 billion of special obligation bonds (exclusive of refunding bonds). Of the authorized amount for general and special obligation bonds, \$29.4 billion and \$2.7 billion, respectively, have been issued. Also, an additional \$1.8 billion of special obligation refunding bonds have been issued.

During fiscal year 2003, the General Assembly increased general obligation statutory authorizations by \$10.0 billion, which is all attributed to the Pension Contribution Funding bond series. Bonds issued increased by \$10.2 billion compared to fiscal year 2002. Of the bonds issued \$62.1 million were classified as capital appreciation bonds with the remainder classified as current interest bonds.

Of the amount of total authorizations, \$1.7 billion was appropriated for new projects during fiscal year 2003 (down from \$2.0 billion in fiscal year 2002). Total appropriations, including reappropriations from previous years, have decreased \$118 million in the same time period.

In fiscal year 2003, special obligation bonds were issued in the amount of \$182 million for the Build Illinois projects and \$130 million of special obligation refunding bonds have been issued.

**General and Special Obligation Bonds Issued
(Excluding Refunding Bonds)
Fiscal Years 1999-2003
(in millions)**



General and Special Obligation Bonds Issued

General Obligation Debt

Section 9 of Article 9 of the State Constitution provides that the State may incur "full faith and credit" debt (general obligation bonds) for specific purposes in such amounts as provided either by the General Assembly with a three-fifths vote of each house or by a majority of electors voting in the general election.

The \$11.7 billion of general obligation bonds issued during fiscal year 2003 were used primarily for: 1) pension funding (\$10 billion); 2) local school construction (\$568 million); 3) higher education facilities (\$228 million) including new classrooms and buildings at community colleges and universities; 4) local governments (\$52 million); 5) open land trust (\$43 million) to provide dedicated natural areas; 6) Department of Transportation Series A Bond Fund for statewide highways (\$387 million) and Transportation Series B Bond Fund for mass transit projects (\$138 million); and 7) correctional facilities (\$91 million).

In addition, bonds have been issued to provide funds for State Agencies, conservation and waterway facilities, mental health facilities, assistance to municipalities for construction of sewage treatment facilities, aviation purposes, research and development of coal as an energy source, and for refunding any general obligation bonds outstanding.

Special Obligation Debt

The special obligation bonds issued in fiscal year 2003 (\$182 million) were used for Build Illinois Program projects. In addition, appropriations for Build Illinois program projects consisting of grants to locals for infrastructure purposes increased to \$130 million and higher education and health facilities increased to \$44 million.

General and Special Obligation Debt Service Trend

As of June 30, 2003, general and special obligation debt service was \$39.8 billion (\$20.8 billion principal and \$19.0 billion interest). Debt outstanding increased by 6.6% during fiscal year 2000, 8.5% during fiscal year 2001, 12.1% during fiscal year 2002 and 151.9% during fiscal year 2003.

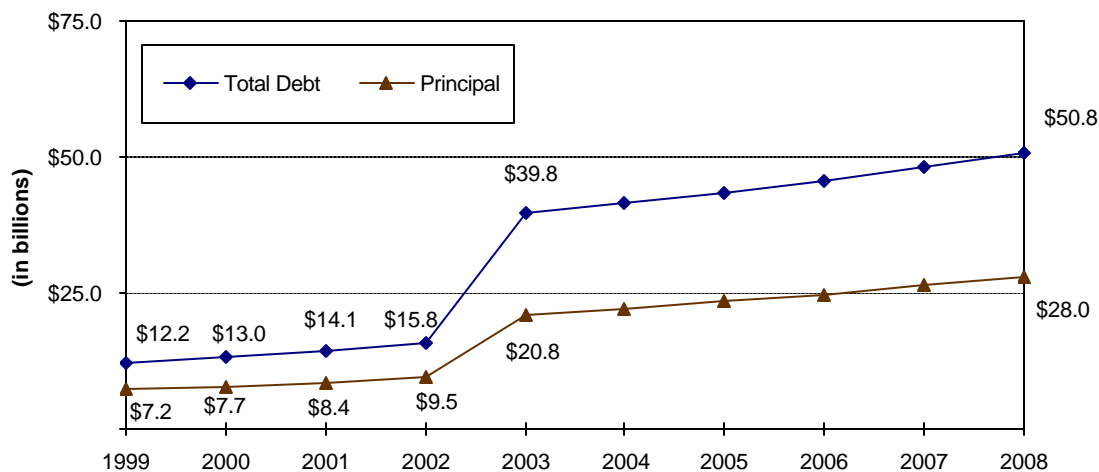
On April 7, 2003, the Governor signed Public Act 93-0002 (House Bill 2660) that amended the General Obligation Bond Act (330 ILCS 330 et seq.) which authorized the sale of \$10 billion of general obligation bonds for the purpose of making contributions to the Pension Contribution Fund. These bonds were issued on June 12, 2003, as taxable bonds based on the Internal Revenue Code of 1986, as amended.

When added to bond sales needed to support the current capital plan, general and special obligation

debt could grow to \$50.8 billion by fiscal year 2008. Total debt is trended to increase 27.6% from 2004 through 2007. Due to the one time nature of the Pension Contribution Funding bond issue, its effect on the trending increase was not accounted for in the trending increase projection. The State is committed to repay a portion of the debt service cost each year until fiscal year 2033 as shown in Appendix A.

The State will continue to take advantage of lower interest rates to issue refunding bonds for general and special obligation debt. In fiscal year 2003, the advance refunding transactions has reduced the State's aggregate debt service payments by \$56.9 million, resulting in an economic gain (the difference between the present values of the debt service payments on the old and new debt) of \$38.5 million over the life of the refunded bonds.

General and Special Obligation Debt Service Trend



Note: Projection is based on the average annual percent of increase for the four prior years and known subsequent events.

Per Capita Debt

The cost each Illinois citizen would have to bear if the State would repay its outstanding general and special obligation debt is \$3,143. The \$1,886 increase from the prior fiscal year amount of \$1,257 is the net total of a \$887 increase in the per capita principal portion of the outstanding debt, and a \$999 increase in the interest portion. Since fiscal year 1999, total per capita debt has increased \$2,132 (or 211%). This significant increase is attributable to the issuance of \$10 billion of pension funding contribution general obligation debt during fiscal year 2003.

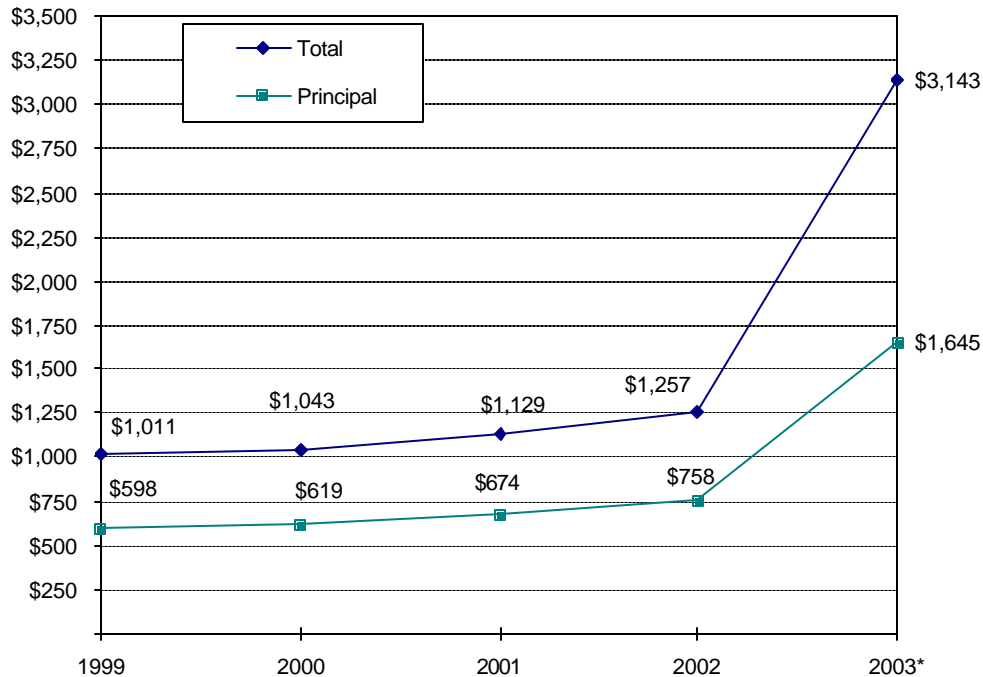
Per the most recent report from the U. S. Census Bureau, the per capita principal of Illinois' general and special obligation debt was \$758.2 at the end of fiscal year 2002. Illinois' national ranking of 11th was worse than the ranking of 13th in 2001. The

per capita principal was \$203 (or 37%) greater than the national average. In fiscal year 2001, this amount was \$158 (or 31%) greater and in 2000 Illinois was \$126 (or 26%) greater.

There were three states that had amounts exceeding \$2,000. Connecticut's per capita principal debt was \$3,553, followed by Massachusetts with \$3,082 and Hawaii with \$2,889. Conversely, eight states reported no general and special obligation debt.

Of Illinois' neighboring states, Wisconsin had per capita general and special obligation principal of \$726 and Missouri had per capita debt of \$163. The states of Indiana, Iowa, and Kentucky did not report any general and special obligation debt.

**General and Special Obligation
Per Capita Debt
Fiscal Years 1999-2003**



* Estimated

General and Special Obligation Annual Debt Service Expenditures

Debt Service Repayment Sources

Bond issues for state construction projects cannot exceed a 30 year repayment period. Sources of these repayments originate from the following:

- general sources of revenues, (i.e., income tax, sales tax, inheritance tax, etc., deposited into the General Revenue Fund and motor fuel tax, etc. deposited into the Road Fund),
- a dedicated portion of the sales tax deposited into the Build Illinois Fund, and
- the horse racing privilege tax deposited into the Metropolitan Exposition, Auditorium and Office Building Fund.

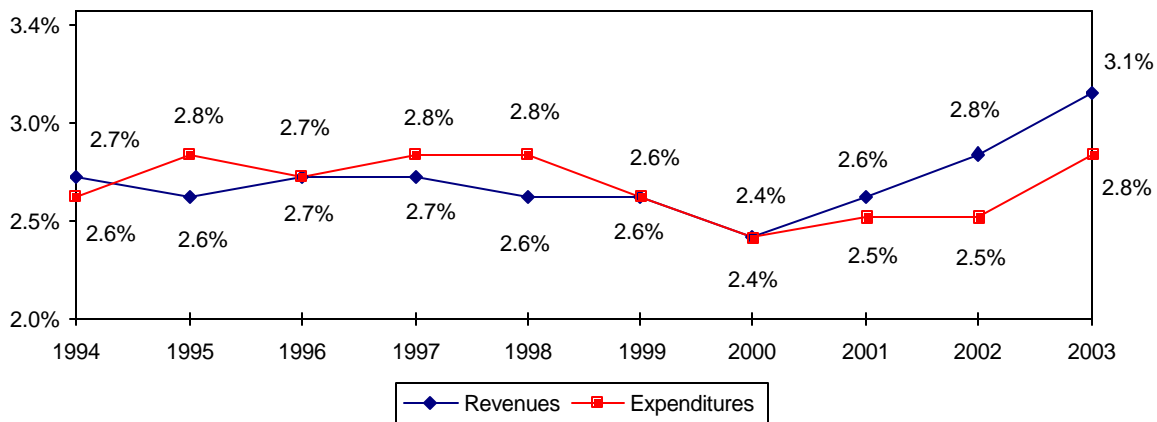
The monies collected to pay the debt service for these bonds is transferred to various debt service funds either on deposit in the State Treasury or held by bond trustees to be used solely for the repayment of the bonds. As of June 30, 2003 the balance in these debt service funds was \$1.209 billion, attributable to the repayment of general and special obligation debt.

Comparison to Governmental Funds

Since fiscal year 1994, debt service expenditures for general and special obligation bonds have fluctuated, as a percent, compared to total expenditures for governmental funds on a Generally Accepted Accounting Principles (GAAP) basis. As the chart below shows, debt service expenditures has fluctuated between a low of 2.4% of GAAP basis expenditures in fiscal year 2000 to a high of 2.8% in fiscal years 1995, 1997, 1998 and 2003. This rate did increase from 2.5% to 2.8% in the current fiscal year.

The ratio of debt service requirements to the amount of GAAP basis revenues has also increased since fiscal year 1994. During fiscal year 1994 the ratio was 2.7% and declined to 2.4% in fiscal year 2000. Since then, this ratio has increased from 2.6% in 2001 to 2.8% in 2002 and 3.1% in 2003.

Comparison of General and Special Obligation Debt Service Requirements to GAAP Basis Revenues and Expenditures of All Governmental Fund Types



Types of Revenue Bonds

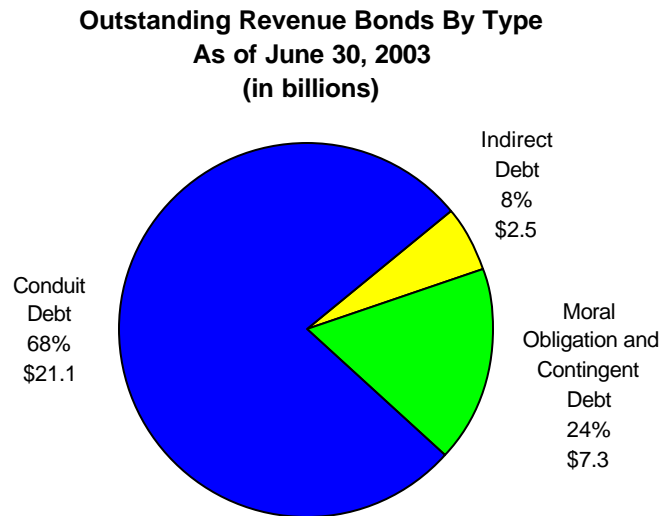
Overview

Revenue bonds outstanding totaled \$30.9 billion at June 30, 2003, of which \$21.1 billion (68%) was classified as conduit debt, \$7.3 billion (24%) as moral obligation debt and contingent debt and \$2.5 billion (8%) was classified as indirect debt.

Statutory Authorization and Types

The State Constitution provides for State agencies to issue bonds (revenue bonds) which are not "full faith and credit" debt. Accordingly, these revenue bonds pledge the income to be derived from the asset constructed to retire the bond issue.

Revenue bonds of State agencies can be classified into three major types. The majority may be basic revenue bonds, pledging only the revenues derived from the facilities constructed and issued without any commitment on the State (conduit debt). In addition, the State may be asked to consider in some instances, by statute, to meet the debt service requirements if revenues should prove insufficient (moral obligation and contingent debt). Finally, revenue bonds may be issued based on statutory authorization which designates State revenue sources for their repayment either in whole or in part (indirect debt).



Revenue Bonds – Conduit Debt

What is Conduit Debt?

Conduit debt are bonds which the State is clearly not required to assist in the repayment of debt service costs. For example, the Illinois Development Finance Authority (IDFA) issues debt in support primarily of industrial and local government infrastructure construction and/or expansion projects. The monies used to repay these bonds are entirely paid from the industry or local government's annual resources and the State has no obligation to assist in its repayment.

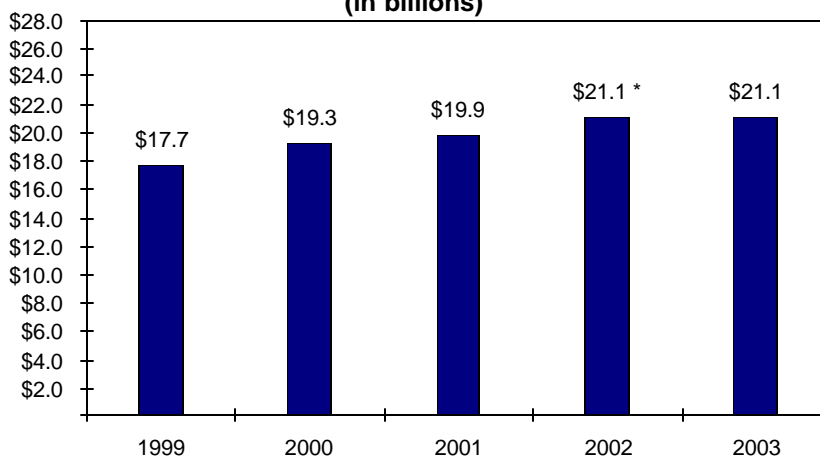
Debt Outstanding

Conduit debt has been on the rise over the last five years. Since fiscal year 1999, conduit debt has increased \$3.4 billion (or 19%) to \$21.1 billion in fiscal year 2003. The largest portions of this increase have been increases of \$1.4 billion for Illinois Health Facilities Authority (IHFA), \$1.0 billion for IDFA and \$.9 billion for Illinois Educational Facilities Authority (IEFA).

**Conduit Debt Outstanding
As of June 30, 2003
(in billions)**

Illinois Health Facilities Authority	\$ 8.2
Illinois Development Finance Authority	7.1
Illinois Educational Facilities Authority	2.8
Illinois Housing Development Authority	1.8
Illinois State Toll Highway Authority	0.7
Other	0.5
Total	\$ 21.1

**Conduit Debt Outstanding
Fiscal Years 1999-2003
(in billions)**



* Correction of 2002 Data, Illinois Development Finance Authority 2002 Revenue Anticipation Notes were overstated by \$12.4 billion.

Revenue Bonds – Moral Obligation And Contingent Debt

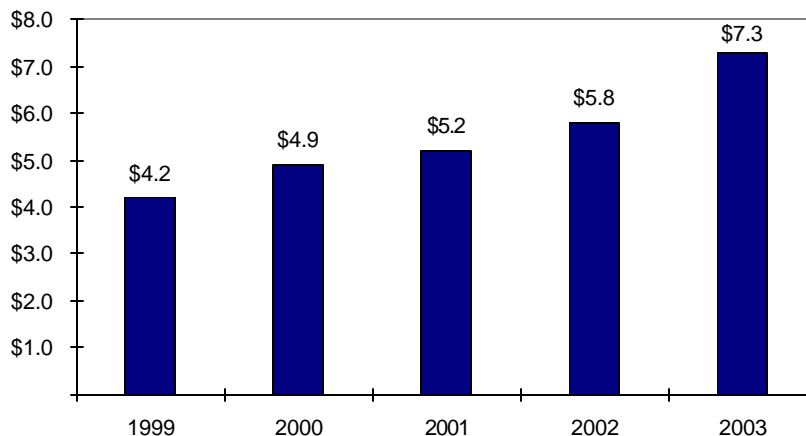
What is Moral Obligation Debt

Moral obligation debt is found in and derived from the language of the pertinent laws, the expressions of the financial community regarding these obligations, and the usage of the funds. In the event it is determined that monies will not be available for payment of principal and interest of these obligations, the Governor is to include the shortfall amount in the State budget for payment from the general resources of the State.

What is contingent Debt

Contingent debt is debt which normally would be repaid by revenues generated by the project, but certain circumstances would require the State to assist in the repayment. For example, in the construction of student housing buildings financed for and through the State Universities, the resources used to pay the annual debt service of these bonds are the receipts collected from the project itself. But, where the Universities determine that the project receipts will be insufficient to meet their debt service requirements, they have the statutory authority to redirect other revenues (i.e., student tuition). These other revenues are normally used to meet annual operating needs. Thus, the redirection of these other revenues would result in a need for more State General Revenue Fund dollars to support the annual higher education program costs.

**Moral Obligation and Contingent Debt Outstanding
Fiscal Years 1999-2003
(in billions)**



Revenue Bonds – Moral Obligation and Contingent Debt

Debt Outstanding

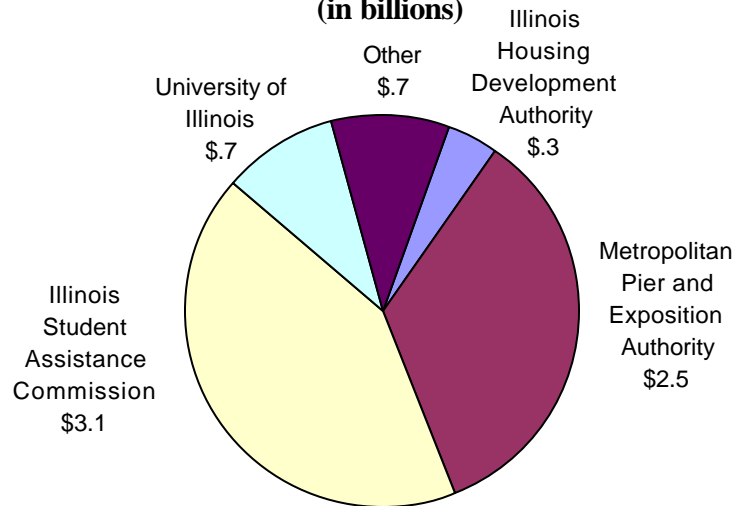
Total moral obligation debt outstanding has increased \$3.1 billion (or 73.8%) from \$4.2 billion in fiscal year 1999 to \$7.3 billion in fiscal year 2003. The outstanding debt at the end of the year has changed \$1.5 billion from that of the previous year. The mix has changed with an increase of \$848 million in Metropolitan Pier and Exposition Authority, an increase of \$613 million in Illinois Student Assistance Commission (ISAC) and an increase \$59 million in University of Illinois.

Since fiscal year 1999, Illinois Housing Development Authority (IHDA) moral obligation debt outstanding has decreased by 55%, from \$683 million to \$309 million. Instead of issuing moral obligation debt, the IHDA continues to shift their debt issuance to conduit debt. This type of debt has increased from \$1.6 billion in fiscal year 1999 to \$1.8 billion in fiscal year 2003.

Moral Obligation and Contingent Debt Outstanding As of June 30, 2003 (in billions)

Illinois Student Assistance Commission	\$	3.1
Metropolitan Pier and Exposition Authority		2.5
University of Illinois		0.7
Illinois Housing Development Authority		0.3
Other		0.7
Total	\$	7.3

Moral Obligation and Contingent Debt Outstanding as of June 30, 2003 (in billions)



Revenue Bonds – Indirect Debt

Nature of Indirect Debt

Constructed assets which are obtained from indirect debt proceeds are property of the local governments (or other entities). However, the debt service costs require annual appropriations from "public funds" of the State. For example, the Illinois Sports Facilities Authority receives a portion of the Hotel Operator's Occupation Tax for meeting the State's commitment to pay a portion of debt service on bonds issued.

State Resources Committed

Since fiscal year 2002, outstanding Indirect debt has increased \$237 million (or 10.47%). However, in the past five years, indirect debt has increased \$1,469 million (or 142.34%) from \$1,032 million in fiscal year 1999 to \$2,501 million at June 30, 2003.

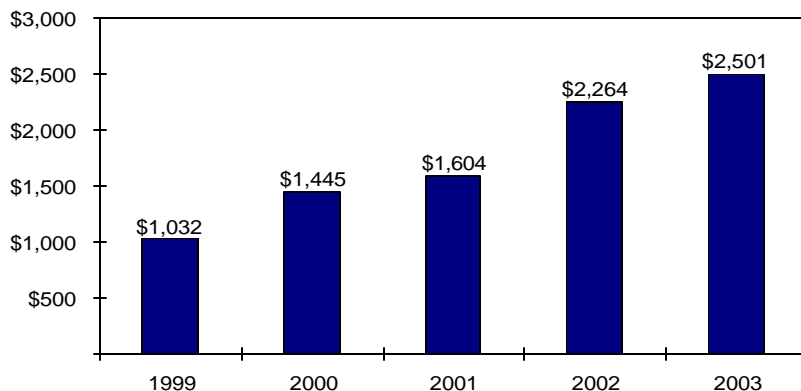
The Regional Transportation Authority (RTA) comprises the largest portion of the increase at \$742 million from 1999 to 2003. The RTA issues bonds to be used for Strategic Capital Improvement Projects (SCIP). These projects are used to acquire, repair or replace public transportation facilities in the metropolitan region as approved by the Governor. During years in which the SCIP bonds are outstanding, the State must transfer from the General Revenue Fund to the Public Transportation Fund an amount to be paid directly to the RTA. These bonds were first issued during fiscal year 1992 and have an outstanding balance of \$1,218 million at June 30, 2003.

The chart below shows indirect debt outstanding from fiscal year 1999 to fiscal year 2003.

**Indirect Debt Outstanding
As of June 30, 2003
(in millions)**

Regional Transportation Authority (SCIP)	\$ 1,218
Illinois Sports Facilities Authority	492
University of Illinois Certificates of Participation	377
Metropolitan Pier and Exposition Authority	255
Governor's Office of Management and Budget Certificates of Participation	32
Other (including non-State-issued Certificates of Participation of \$99)	127
Total	<u><u>\$ 2,501</u></u>

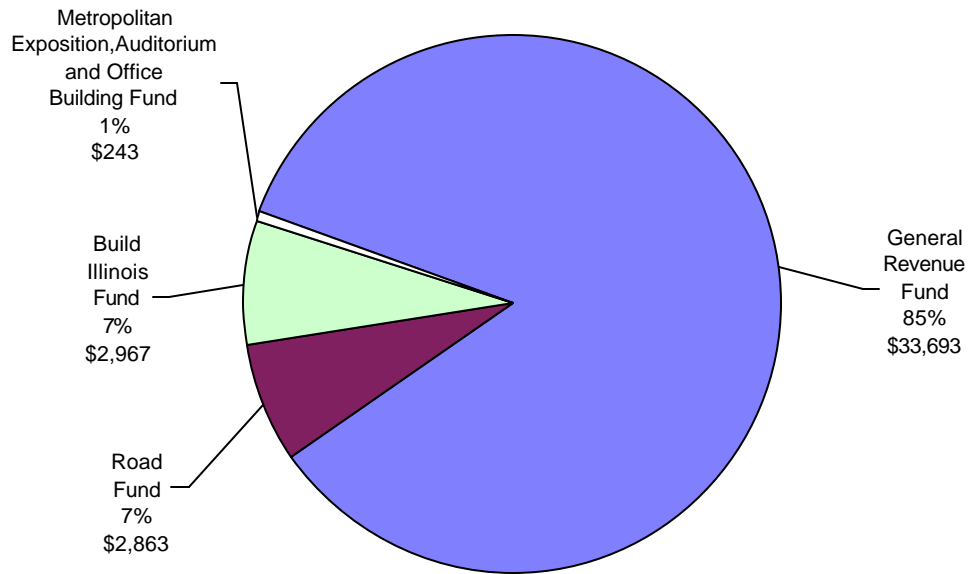
**Indirect Debt Outstanding
Fiscal Years 1999-2003
(in millions)**



APPENDIX A

Schedule of General and Special Obligation Debt Retirement

As of June 30, 2003
(in millions)



State of Illinois
Schedule of General and Special Obligation Debt Retirement
As of June 30, 2003
(In Thousands)

General Obligation Bonds

FY	General Revenue Fund		Road Fund		Total	
	Principal	Interest	Principal	Interest	Principal	Interest
2004	\$ 413,868	\$ 882,642	\$ 114,304	\$ 104,330	\$ 528,172	\$ 986,972
2005	418,852	887,844	112,348	101,433	531,200	989,277
2006	406,839	878,441	117,401	98,335	524,240	976,776
2007	383,005	868,684	102,788	94,897	485,793	963,581
2008	433,495	860,516	101,906	92,078	535,401	952,594
2009	402,705	852,670	99,126	90,183	501,831	942,853
2010	411,356	811,105	100,809	76,412	512,165	887,517
2011	382,538	802,069	100,552	73,002	483,090	875,071
2012	425,163	764,989	94,515	63,307	519,678	828,296
2013	419,162	734,665	81,583	53,120	500,745	787,785
2014	411,950	697,886	76,764	44,347	488,714	742,233
2015	411,617	659,852	75,158	36,946	486,775	696,798
2016	416,053	641,990	68,408	33,029	484,461	675,019
2017	427,542	618,053	62,069	27,852	489,611	645,905
2018	446,288	587,062	61,945	23,451	508,233	610,513
2019	451,342	562,970	58,030	19,865	509,372	582,835
2020	486,795	543,363	50,932	16,916	537,727	560,279
2021	522,335	512,696	47,041	14,504	569,376	527,200
2022	547,824	477,810	42,328	11,870	590,152	489,680
2023	563,806	455,434	39,632	9,817	603,438	465,251
2024	620,616	420,739	37,223	7,691	657,839	428,430
2025	673,542	389,627	36,122	6,669	709,664	396,296
2026	706,094	354,036	30,516	3,412	736,610	357,448
2027	734,402	318,376	27,692	1,880	762,094	320,256
2028	763,461	281,444	17,714	620	781,175	282,064
2029	775,000	243,525			775,000	243,525
2030	875,000	204,000			875,000	204,000
2031	975,000	159,375			975,000	159,375
2032	1,050,000	109,650			1,050,000	109,650
2033	1,100,000	56,100			1,100,000	56,100
	<u>\$ 17,055,650</u>	<u>\$ 16,637,613</u>	<u>\$ 1,756,906</u>	<u>\$ 1,105,966</u>	<u>\$ 18,812,556</u>	<u>\$ 17,743,579</u>

State of Illinois
Schedule of General and Special Obligation Debt Retirement
As of June 30, 2003
(In Thousands)

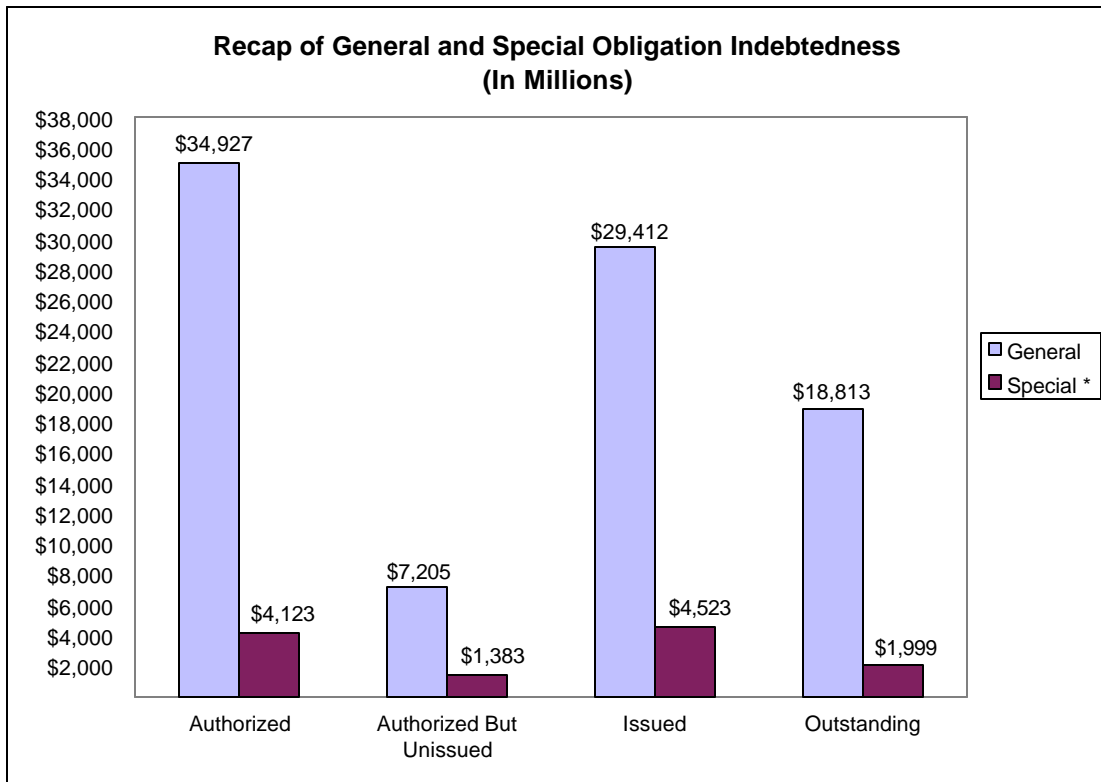
Special Obligation Bonds

FY	Build Illinois Fund		Metropolitan Exposition Office Building Fund		Total		Total
	Principal	Interest	Principal	Interest	Principal	Interest	
2004	\$ 89,723	\$ 108,084	\$ 6,161	\$ 7,682	\$ 95,884	\$ 115,766	\$ 1,726,794
2005	98,108	101,216	6,455	7,383	104,563	108,599	1,733,639
2006	101,811	97,134	6,790	7,058	108,601	104,192	1,713,809
2007	111,223	95,897	7,175	6,677	118,398	102,574	1,670,346
2008	115,138	89,348	7,610	6,236	122,748	95,584	1,706,327
2009	112,251	90,606	8,100	5,750	120,351	96,356	1,661,391
2010	114,726	85,236	8,595	5,252	123,321	90,488	1,613,491
2011	109,909	78,714	9,085	4,761	118,994	83,475	1,560,630
2012	107,079	73,265	9,555	4,241	116,634	77,506	1,542,114
2013	113,727	65,430	10,095	3,690	123,822	69,120	1,481,472
2014	114,299	51,126	10,705	3,112	125,004	54,238	1,410,189
2015	125,471	45,088	11,415	2,492	136,886	47,580	1,368,039
2016	103,795	30,001	12,020	1,830	115,815	31,831	1,307,126
2017	88,150	24,388	5,488	8,946	93,638	33,334	1,262,488
2018	77,335	19,608	5,669	8,764	83,004	28,372	1,230,122
2019	74,355	15,339	5,875	8,559	80,230	23,898	1,196,335
2020	45,040	11,226	6,103	8,328	51,143	19,554	1,168,703
2021	32,980	8,659	5,405	169	38,385	8,828	1,143,789
2022	51,810	6,897			51,810	6,897	1,138,539
2023	14,000	4,200			14,000	4,200	1,086,889
2024	14,000	3,360			14,000	3,360	1,103,629
2025	14,000	2,520			14,000	2,520	1,122,480
2026	14,000	1,680			14,000	1,680	1,109,738
2027	14,000	840			14,000	840	1,097,190
2028							1,063,239
2029							1,018,525
2030							1,079,000
2031							1,134,375
2032							1,159,650
2033							1,156,100
	<u>\$ 1,856,930</u>	<u>\$ 1,109,862</u>	<u>\$ 142,301</u>	<u>\$ 100,930</u>	<u>\$ 1,999,231</u>	<u>\$ 1,210,792</u>	<u>\$ 39,766,158</u>

APPENDIX B

Recap of General and Special Obligation Indebtedness

As of June 30, 2003
(in millions)



* Special obligation bond statutory authorizations allow for an unlimited amount refunding bonds that may be issued.

STATE OF ILLINOIS
 RECAP OF GENERAL AND SPECIAL OBLIGATION INDEBTEDNESS
 AS OF JUNE 30, 2003
 (IN THOUSANDS \$)

Exhibit 1

BONDS	STATUTORY REFERENCE	AUTHORIZED	AUTHORIZED BUT UNISSUED (1)	ISSUED (2)	OUTSTANDING (3)
General:					
Multiple Purpose (4).....	30 ILCS 330/2	\$ 30,497,174.369	\$ 7,204,987.653	\$ 24,981,785.590	\$ 18,776,596 (5)
Anti-Pollution.....	30 ILCS 405/1	599,000.000	-- --	599,000.000	35,960
Capital Development.....	30 ILCS 420/1	1,737,000.000	-- --	1,737,000.000	-- --
Coal Development.....	20 ILCS 1110/1	35,000.000	-- --	35,000.000	-- --
School Construction.....	30 ILCS 390/1	330,000.000	-- --	330,000.000	-- --
Transportation -	30 ILCS 415/1				
Series "A".....		1,326,000.000	-- --	1,326,000.000	-- --
Series "B".....		403,000.000	-- --	403,000.000	-- --
		<u>\$ 34,927,174.369</u>	<u>\$ 7,204,987.653</u>	<u>\$ 29,411,785.590</u>	<u>\$ 18,812,556</u>
Special:					
Build Illinois.....	30 ILCS 425/2	\$ 3,805,509.000	\$ 1,236,762.017	\$ 2,568,746.983	\$ 936,814 (5)
Build Illinois Refunding....	30 ILCS 425/15	Unlimited	-- --	1,606,673.858	920,116 (5)
Civic Center.....	30 ILCS 355/7	317,265.000	145,779.268	171,485.732	54,221
Civic Center Refunding....	30 ILCS 355/7	Unlimited	-- --	176,515.000	88,080
		<u>\$ 4,122,774.000</u>	<u>\$ 1,382,541.285</u>	<u>\$ 4,523,421.573</u>	<u>\$ 1,999,231</u>
		<u>\$ 39,049,948.369</u>	<u>\$ 8,587,528.938</u>	<u>\$ 33,935,207.163</u>	<u>\$ 20,811,787</u>

NOTES TO EXHIBIT I
 JUNE 30, 2003
 (IN THOUSANDS \$)

- (1) Per the statutory authorization for Civic Centers, the "Authorized But Unissued" amount represents \$200 million less Principal Outstanding.
- (2) See Exhibit III for schedule listing, within bond type, the status of each bond issue. The Build Illinois "Issued" amount includes \$8.904 million of proceeds applicable to new projects spent from Build Illinois Bonds, Series T-1, which was issued in the amount of \$40 million, before Series T-1 was refunded. (See Note 5.)
- (3) For bonds issued prior to August 1, 1983, the Treasurer follows the procedure of making the principal and interest payments on the maturing date to a paying agent who makes the payment to the "bondholder". If the bondholder does not present the maturing bonds and coupons within two years, the money is returned to the Treasurer and deposited into the "Matured Bond and Coupon Fund". The "Matured Bond and Coupon Fund" (not included above), contains resources for matured bonds and interest coupons when presented for payment. The amount of matured bonds and coupons held for future payment by the Treasurer as of June 30, 2003 was \$3.477 million (\$2.442 million of principal and \$1.035 million of interest).
- (4) Public Act 83-1490 reduced the bond authorizations of all previous bond acts, with the exception of the University Building and Public Welfare Bond Acts, to an amount equal to the amount of bonds issued and created the General Obligation Bond Act. The General Obligation Bond Act consolidated all the previous individual bond purposes and provides for the issuance of multi-purpose bonds (see Exhibit II). As of June 30, 2003 the General Obligation Bond multiple purposes were designated as follows:

BONDS	STATUTORY REFERENCE	AUTHORIZED	AUTHORIZED BUT UNISSUED (1)	ISSUED (2)	OUTSTANDING
Multiple Purpose-					
Anti-Pollution	30 ILCS 330/6	\$ 461,315.000	\$ 47,589.000	\$ 413,726.000	\$ 165,050 (5)
Capital Development	30 ILCS 330/3	7,320,235.369	2,016,843.599	5,303,391.770	3,182,325 (5)
Coal Development	30 ILCS 330/7	663,200.000	568,693.900	94,506.100	47,043 (5)
Pension Funding Series	30 ILCS 330/7.2	10,000,000.000	-- --	10,000,000.000	10,000,000
School Construction	30 ILCS 330/5	3,150,000.000	1,101,710.819	2,048,289.181	1,795,976 (5)
Transportation Series "A"	30 ILCS 330/4	3,432,129.000	966,829.000	2,465,300.000	1,194,578 (5)
Transportation Series "B"	30 ILCS 330/4	1,881,270.000	573,096.700	1,308,173.300	732,824 (5)
Tobacco Securitization	30 ILCS 330/7.5	750,000.000	750,000.000	-- --	-- --
Refunding	30 ILCS 330/16	2,839,025.000	1,180,224.635	3,348,399.239	1,658,800 (5)
Total		<u>\$ 30,497,174.369</u>	<u>\$ 7,204,987.653</u>	<u>\$ 24,981,785.590</u>	<u>\$ 18,776,596</u>

NOTES TO EXHIBIT I
 JUNE 30, 2003
 (IN THOUSANDS \$)

(5) The State has issued General Obligation Refunding Bonds which were used to advance refund a portion of certain callable maturities of previously issued State of Illinois General Obligation Bonds (Refunded Bonds). In order to provide for the advance refunding, a portion of the proceeds of the bonds were used to purchase United States Treasury Obligations, the principal of which together with the interest to be earned thereon and a beginning cash deposit will be sufficient (i) to pay when due the interest on the Refunded Bonds on their respective redemption dates, (ii) to redeem the Refunded Bonds on their respective redemption dates at their respective redemption prices, and (iii) to pay the agreed fees of the Escrow Agent. The following refunded bonds remain outstanding as of June 30, 2003.

BOND ISSUE	TOTAL PRINCIPAL OUTSTANDING
Multiple Purpose	
Series 1993 (Aug).....	\$ 98,000
Series 1994 (Mar).....	98,800
Series 1994 (Aug).....	167,700
Series 1995 (Feb).....	79,800
Series 1995 (Jul).....	24,000
Series 1996 (May).....	7,000
Series 1998 (Apr).....	10,295
Series 1998 (Jun).....	14,000
Series 1999 (Jun).....	20,000
Series 1999 (Oct).....	32,220
Series 2000 (Jan).....	53,000
Series 2000 (Apr).....	48,000
Series 2000 (Jun).....	60,000
Series 2000 (Aug).....	26,000
Series 2000 (Dec).....	49,300
	\$ 788,115

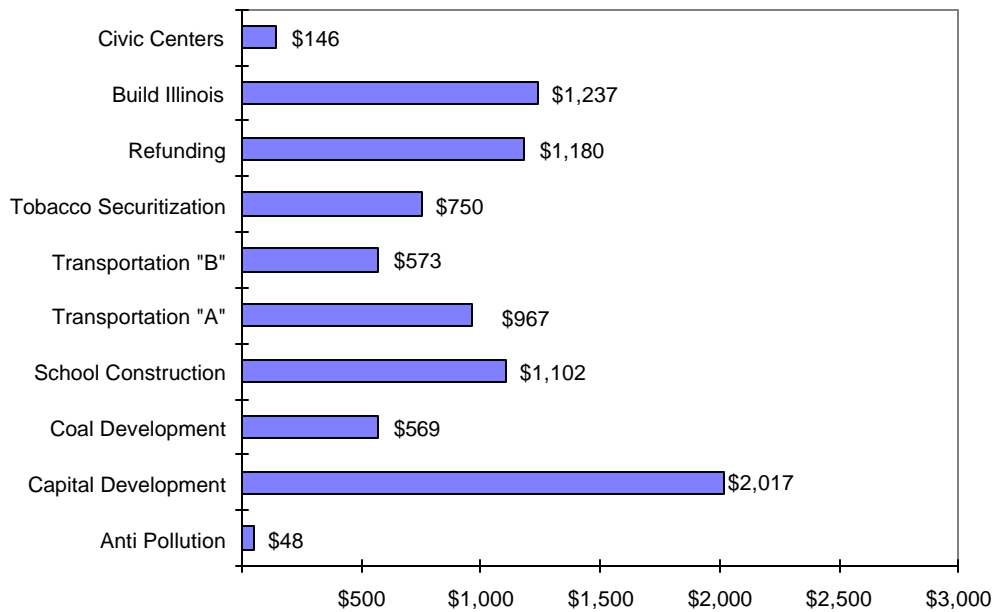
In addition, the State issued Build Illinois Refunding Bonds and Civic Center Refunding Bonds which were used to advance refund a portion of certain callable maturities of previously issued Build Illinois Bonds and Civic Center Bonds (Refunded Bonds). In order to provide for the refunding, a portion of the bonds were used to purchase United States Treasury Obligations, the principal which together with the interest to be earned thereon and a beginning cash deposit will be sufficient (i) to pay when due the interest on the Refunded Bonds on their respective redemption dates, (ii) to redeem the Refunded Bonds on their respective redemption dates at their respective redemption prices, and (iii) to pay the agreed fees of the Escrow Agent. The following refunded bonds remain outstanding as of June 30, 2003.

BOND ISSUE	TOTAL PRINCIPAL OUTSTANDING	BOND ISSUE	TOTAL PRINCIPAL OUTSTANDING
Build Illinois		Civic Center	
Series 1988-G.....	\$ 29,146	None.....	\$ -- --
Series 1994-V.....	90,000		
Series 2000-May.....	19,500		
	\$ 138,646		\$ -- --

APPENDIX C

Summary of Authorized General and Special Obligation Indebtedness Which Have Unissued Authorizations

As of June 30, 2003
(in millions)



STATE OF ILLINOIS
SUMMARY OF AUTHORIZED GENERAL AND SPECIAL OBLIGATION INDEBTEDNESS
WHICH HAVE UNISSUED AUTHORIZATIONS
AS OF JUNE 30, 2003
(IN THOUSANDS \$)

Exhibit II

DESCRIPTION	STATUTORY AUTHORIZATION	ISSUED (1)	AUTHORIZED BUT UNISSUED (2)
	As Allocated Per Statute	As Allocated Per Statute	As Allocated Per Statute
MULTIPLE PURPOSE:			
ANTI-POLLUTION-			
The total authorized amount is to be used in the following specific manner:			
For grants to units of local governments for the purpose of providing funds for the planning, financing and construction of municipal sewage treatment works and solid waste disposal facilities and for making deposits into the Water Pollution Control Revolving Fund to provide assistance in accordance with the provisions of Title IV-A.....			
	\$ 300,815.000	\$ 269,002.800	\$ 31,812.200
For payment of claims submitted to the State and approved for payment under the Leaking Underground Storage Tank Program in Title XVI of the Environmental Protection Act.....			
	160,500.000	144,723.200	15,776.800
	<u>\$ 461,315.000</u>	<u>\$ 413,726.000</u>	<u>\$ 47,589.000</u>
CAPITAL DEVELOPMENT (See Note 3)-			
The total authorized amount is to be used in the following specific manner:			
For educational purposes by State universities and colleges, the Illinois Community College Board and for grants to public community colleges.....			
	\$ 2,211,228.000	\$ 1,462,733.534	\$ 748,494.466
For correctional purposes at State prisons and correctional centers.....			
	1,607,420.000	1,279,920.213	327,499.787
For open spaces, recreational and conservation purposes and the protection of land.....			
	531,175.000	431,105.600	100,069.400
For child care facilities, mental and public health facilities and facilities for the care of disabled veterans and their spouses.....			
	589,917.000	476,992.100	112,924.900
For use by the State, its departments, authorities, public corporations, commissions and agencies.....			
	1,455,990.000	1,009,308.944	446,681.056
For cargo handling facilities and breakwaters used by port districts.....			
	818.100	-- --	818.100
For water resources management projects.....			
	204,657.000	154,661.971	49,995.029
For the provision of facilities for food production research and related instructional and public service activities at the State universities and public community colleges.....			
	16,940.269	16,871.300	68.969

STATE OF ILLINOIS
SUMMARY OF AUTHORIZED GENERAL AND SPECIAL OBLIGATION INDEBTEDNESS
WHICH HAVE UNISSUED AUTHORIZATIONS
AS OF JUNE 30, 2003
(IN THOUSANDS \$)

Exhibit II

DESCRIPTION	STATUTORY AUTHORIZATION	ISSUED (1)	AUTHORIZED BUT UNISSUED (2)
	As Allocated Per Statute	As Allocated Per Statute	As Allocated Per Statute
MULTIPLE PURPOSE: (Cont.)			
CAPITAL DEVELOPMENT (See Note 3)- (Cont.)			
For grants by the Secretary of State for central library facilities and by the Capital Development Board to units of local government for public library facilities.....	\$ 36,000.000	\$ 23,355.900	\$ 12,644.100
For capital facilities for grants to counties, municipalities or public building commissions with correctional facilities that do not comply with the minimum standards of the Department of Corrections under Section 3-15 of the Unified Code of Corrections.....	25,000.000	-- --	25,000.000
For grants in fiscal year 1988, by the Department of Conservation for improvement or expansion of aquarium facilities located on property owned by a park district.....	5,000.000	5,000.000	-- --
To State agencies for grants to local governments for the acquisition, financing, architectural planning, development, alteration, installation and construction of capital facilities consisting of buildings, structures, durable equipment and land.....	432,590.000	324,178.808	108,411.192
For the Illinois Open Land Trust Program.....	203,500.000	119,263.400	84,236.600
	<u>\$ 7,320,235.369</u>	<u>\$ 5,303,391.770</u>	<u>\$ 2,016,843.599</u>
COAL DEVELOPMENT-			
The total authorized amount is to be used in the following specific manner:			
For the aquisition, development, construction, reconstruction, improvement, financing, architectural and technical planning and installation of capital facilities consisting of buildings, structures, durable equipment and land for the purposes of capital development of coal resources within the State.....	\$ 115,000.000	\$ 83,735.600	\$ 31,264.400
For making a grant to the owner of a generating station located in Illinois and having at least three coal-fired generating units with accredited summer capability greater than 500 megawatts each at such generating station as provided in Section 6 of that Bond Act.....	35,000.000	-- --	35,000.000
For research, development and demonstration of other forms of energy other than that derived from coal, either on or off State property.....	13,200.000	10,770.500	2,429.500

STATE OF ILLINOIS
SUMMARY OF AUTHORIZED GENERAL AND SPECIAL OBLIGATION INDEBTEDNESS
WHICH HAVE UNISSUED AUTHORIZATIONS
AS OF JUNE 30, 2003
(IN THOUSANDS \$)

Exhibit II

DESCRIPTION	STATUTORY AUTHORIZATION As Allocated Per Statute	ISSUED (1) As Allocated Per Statute	AUTHORIZED BUT UNISSUED (2) As Allocated Per Statute
MULTIPLE PURPOSE: (Cont.)			
COAL DEVELOPMENT- (Cont.)			
For providing financial assistance to new electric generating facilities as provided in Section 605-332.....	\$ 500,000.000	\$ -- --	\$ 500,000.000
	<u>\$ 663,200.000</u>	<u>\$ 94,506.100</u>	<u>\$ 568,693.900</u>
STATE PENSION FUNDING-			
For designated retirement systems: State Employees, Teachers', State Universities, Judges and General Assembly.....	\$ 10,000,000.000	\$ 10,000,000.000	\$ -- --
SCHOOL CONSTRUCTION (See Note 3)-			
The total authorized amount is to be used in the following specific manner:			
For grants to local school districts for the acquisition, development, construction, reconstruction, rehabilitation, improvement, financing, architectural planning and installation of capital facilities including special education building projects under Article 14 of The School Code	\$ 58,450.000	\$ 56,917.800	\$ 1,532.200
For grants to school districts for debt service on facilities constructed for educational purposes. Any surplus authorization may be used for construction of educational facilities (same as above).....	22,550.000	-- --	22,550.000
For grants to school districts for special education building projects.....	10,000.000	-- --	10,000.000
For grants to school districts to replace such capital facilities, consisting of those public school buildings and temporary school facilities which, prior to January 1, 1984, were condemned by the regional superintendent under Sections 3-14.22 of the School Code or by any State official having jurisdiction over building safety.....	9,000.000	-- --	9,000.000
For infrastructure grants to school districts pursuant to the School Construction Law.....	3,050,000.000	1,991,371.381	1,058,628.619
	<u>\$ 3,150,000.000</u>	<u>\$ 2,048,289.181</u>	<u>\$ 1,101,710.819</u>
TRANSPORTATION-			
The total authorized amount is to be used in the following specific manner:			
Series A- For acquisition, construction, reconstruction, extension and improvement of State highways, arterial highways, freeways, roads, structures separating highways, railroads and bridges.....	\$ 3,330,000.000	\$ 2,366,415.900	\$ 963,584.100

STATE OF ILLINOIS
SUMMARY OF AUTHORIZED GENERAL AND SPECIAL OBLIGATION INDEBTEDNESS
WHICH HAVE UNISSUED AUTHORIZATIONS
AS OF JUNE 30, 2003
(IN THOUSANDS \$)

Exhibit II

DESCRIPTION	STATUTORY AUTHORIZATION As Allocated Per Statute	ISSUED (1) As Allocated Per Statute	AUTHORIZED BUT UNISSUED (2) As Allocated Per Statute
MULTIPLE PURPOSE: (Cont.)			
TRANSPORTATION (Cont.)-			
Series A (Cont.)-			
For highway purposes outside the Chicago urbanized area.....	\$ 3,677.000	\$ 3,676.900	\$ 0.100
For highway purposes within the Chicago urbanized area.....	7,543.000	7,521.000	22.000
For highway purposes within the city of Chicago.....	13,060.600	10,780.900	2,279.700
For highway purposes within Cook and contiguous counties.....	58,987.500	58,986.600	0.900
For highway purposes downstate.....	18,860.900	17,918.700	942.200
	<u>\$ 3,432,129.000</u>	<u>\$ 2,465,300.000</u>	<u>\$ 966,829.000</u>
Series B-			
For mass transportation purposes to be used statewide.....	\$ 1,433,870.000	\$ 972,520.600	\$ 461,349.400
For additional mass transportation purposes to be used within Chicago and contiguous counties...	83,350.000	79,971.600	3,378.400
For additional mass transportation purposes to be used downstate.....	12,450.000	6,309.200	6,140.800
For aviation purposes.....	351,600.000	249,371.900	102,228.100
	<u>\$ 1,881,270.000</u>	<u>\$ 1,308,173.300</u>	<u>\$ 573,096.700</u>
TOBACCO SECURITIZATION-			
For general operating purposes in fiscal year 2003 only.....	\$ 750,000.000	\$ -- --	\$ 750,000.000
REFUNDING-			
For the purpose of refunding any State of Illinois general obligation bonds then outstanding; provided such refunding bonds shall mature no later than the final maturity date of bonds being refunded.....	\$ 2,839,025.000	\$ 3,348,399.239	\$ 1,180,224.635
TOTAL MULTI-PURPOSE - GENERAL	<u>\$ 30,497,174.369</u>	<u>\$ 24,981,785.590</u>	<u>\$ 7,204,987.653</u>

STATE OF ILLINOIS
SUMMARY OF AUTHORIZED GENERAL AND SPECIAL OBLIGATION INDEBTEDNESS
WHICH HAVE UNISSUED AUTHORIZATIONS
AS OF JUNE 30, 2003
(IN THOUSANDS \$)

Exhibit II

DESCRIPTION	STATUTORY AUTHORIZATION	ISSUED (1)	AUTHORIZED BUT UNISSUED (2)
	As Allocated Per Statute	As Allocated Per Statute	As Allocated Per Statute
SPECIAL:			
BUILD ILLINOIS-			
The total authorized amount is to be used in the following specific manner:			
For the expenses of issuance and sale of bonds, including bond discounts, and for planning, engineering, acquisition, construction, reconstruction, development, improvement and extension of the public infrastructure in the State of Illinois.....	\$ 2,417,000.000	\$ 1,826,529.840	\$ 590,470.160
For fostering economic development and increased employment and the well being of the citizens of Illinois.....	186,000.000	116,300.695	69,699.305
For the development and improvement of educational, scientific, technical and vocational programs and facilities and the expansion of health and human services for all citizens of Illinois.....	1,052,358.100	542,930.706	509,427.394
For protection, preservation, restoration and conservation of environmental and natural resources.....	150,150.900	82,985.742	67,165.158
	<u>\$ 3,805,509.000</u>	<u>\$ 2,568,746.983</u>	<u>\$ 1,236,762.017</u>
BUILD ILLINOIS REFUNDING-			
For the purpose of refunding any outstanding Build Illinois bond; provided that such refunding bonds shall mature no later than the final maturity date of bonds being refunded.....	\$ Unlimited	\$ 1,606,673.858	\$ -- --
CIVIC CENTERS-			
For the purpose of advance refunding any or all bonds issued prior to July 1, 1985 by a Metropolitan Exposition Auditorium and Office Building Authority, Metropolitan Exposition and Auditorium Authority or Civic Center Authority or a unit of local government subject to repayment from State financial support and for providing State financial support to newly certified applicants after July 1, 1985.....	\$ 303,890.275	\$ 161,485.732	\$ 142,404.543
For the purpose of making construction and improvement grants by the Secretary of State, as State Librarian, to public libraries and library systems.....	13,374.725	10,000.000	3,374.725
	<u>\$ 317,265.000</u>	<u>\$ 171,485.732</u>	<u>\$ 145,779.268</u>

STATE OF ILLINOIS
SUMMARY OF AUTHORIZED GENERAL AND SPECIAL OBLIGATION INDEBTEDNESS
WHICH HAVE UNISSUED AUTHORIZATIONS
AS OF JUNE 30, 2003
(IN THOUSANDS \$)

Exhibit II

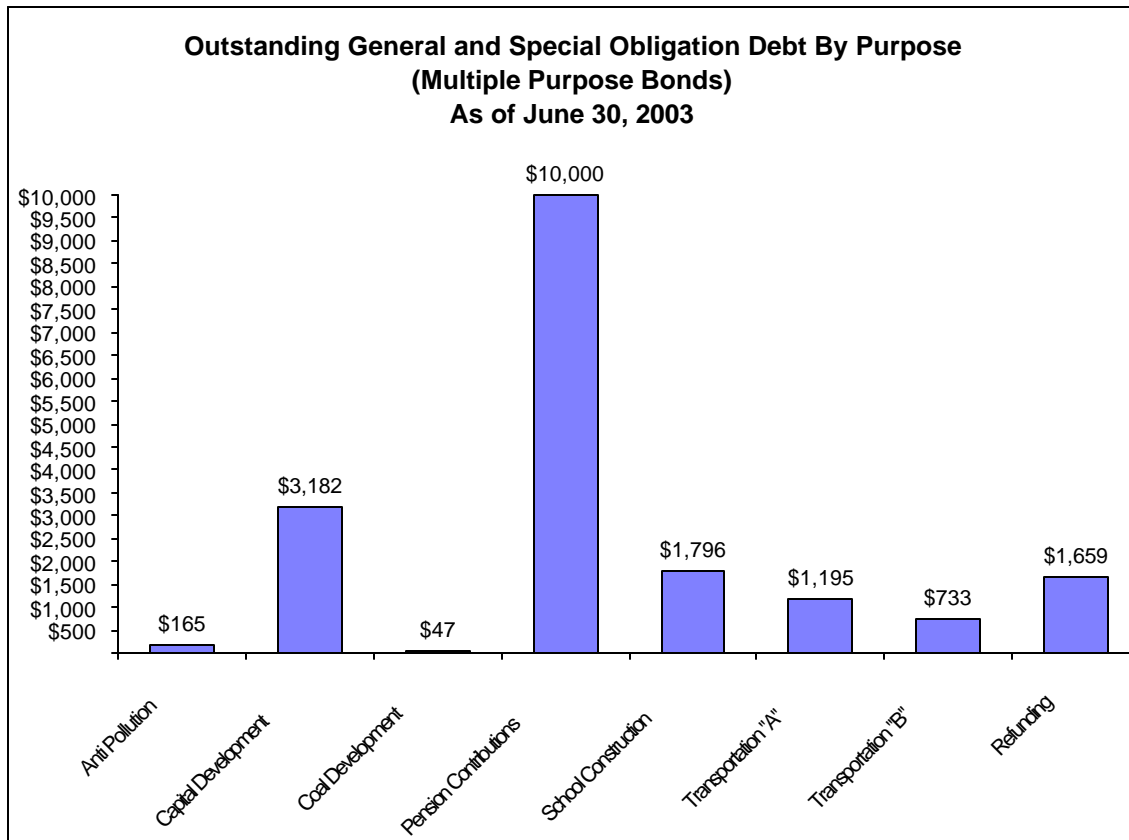
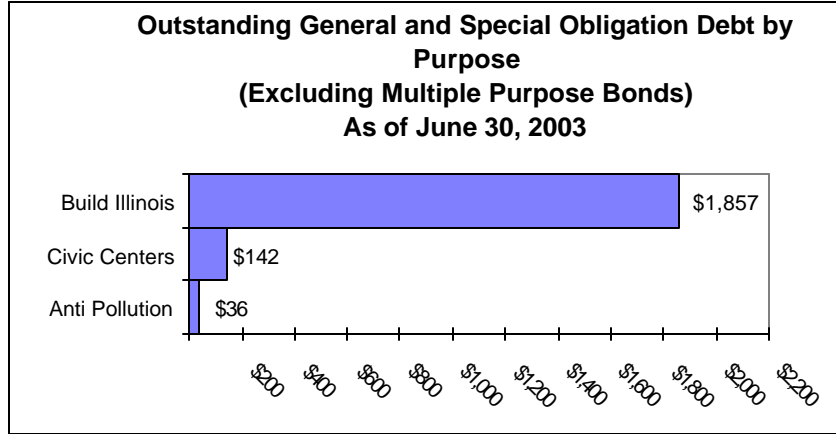
DESCRIPTION	STATUTORY AUTHORIZATION As Allocated Per Statute	ISSUED (1) As Allocated Per Statute	AUTHORIZED BUT UNISSUED (2) As Allocated Per Statute
SPECIAL: (Cont.)			
CIVIC CENTERS REFUNDING-			
<p>The Governor's Office of Management and Budget may issue bonds on or after July 1, 1989 to refund or advance refund previously issued Civic Center bonds if the budget director determines that the refunding or advance refunding results in debt service savings to the State measured on a present value basis.....</p>			
	\$ Unlimited	\$ 176,515,000	\$ -- --
TOTAL SPECIAL	\$ 4,122,774,000	\$ 4,523,421,573	\$ 1,382,541,285
GRAND TOTAL	\$ 34,619,948,369	\$ 29,505,207,163	\$ 8,587,528,938

NOTES TO EXHIBIT II
JUNE 30, 2003
(IN THOUSANDS \$)

- (1) See Exhibit III for schedules listing within bond type, the status of each bond issue. The Build Illinois "Issued" amount includes \$8.904 million of proceeds applicable to new projects spent from Build Illinois Bonds, Series T-1, which was issued in the amount of \$40 million, before Series T-1 was refunded.
- (2) Per the statutory authorization for Civic Centers, the "Authorized But Unissued" amount represents \$200 million less Principal Outstanding.
- (3) Description of the purposes of the "Capital Development Bond Act" and the "School Construction Bond Act":
 - (a) The Capital Development Bond type is for the purpose of acquiring, developing, constructing, reconstructing, improving, financing, architectural planning, and installation of capital facilities consisting of buildings, structures, and durable equipment and for the acquisition and improvement of real property; and for the acquisition, protection and development of natural resources including water related resources, open spaces, water resource management, recreational and conservation purposes all within the State of Illinois.
 - (b) The School Construction Bond type is for making grants to local school districts for the acquisition, development, construction, reconstruction, rehabilitation, improvement, financing, architectural planning, and installation of capital facilities consisting of buildings, structures, durable equipment and for the acquisition and improvement of real property; and for the debt service on school district bonds issued for the same purposes after January 1, 1969.

APPENDIX D

General and Special Obligation Bond Issues By Bond Type (in millions)



STATE OF ILLINOIS
GENERAL AND SPECIAL OBLIGATION BOND ISSUES BY BOND TYPE
AS OF JUNE 30, 2003
(IN THOUSANDS \$)

Exhibit III

BOND ISSUE	DATE		INTEREST RATES	AMOUNT OF ORIGINAL ISSUE	PRINCIPAL OUTSTANDING JUNE 30, 2003	FUTURE INTEREST PAYMENTS
	DATED	MATURITY				
GENERAL						
Anti-Pollution						
Series 1977-G.....	11-1-77	11-1-02	5. % to 6. %	\$ 35,000	\$ -- --	\$ -- --
Series 1978-H.....	6-1-78	6-1-03	5. % to 6. %	15,000	-- --	-- --
Series 1978-I.....	12-1-78	12-1-03	5.25% to 6.25%	20,000	800	22
Series 1979-J.....	3-1-79	3-1-04	5.25% to 6.25%	50,000	2,000	105
Series 1980-K.....	1-1-80	1-1-05	6. % to 7. %	20,000	1,600	144
Series 1980-L.....	5-1-80	5-1-05	6.5% to 7.5%	5,000	400	39
Series 1980-M.....	10-1-80	10-1-05	7.625% to 8.6%	20,000	2,400	274
Series 1981-N.....	6-1-81	6-1-06	9.25% to 10.25%	10,000	1,200	222
Series 1981-O.....	11-1-81	11-1-06	11. % to 12. %	10,000	1,600	354
Series 1982-Q.....	7-1-82	7-1-07	11. % to 12. %	10,000	2,000	550
Series 1982-R.....	11-1-82	11-1-07	8.75% to 9.75%	30,000	6,000	1,331
Series 1983-S.....	4-1-83	4-1-08	8. % to 9. %	15,000	3,000	720
Series 1983-T.....	8-1-83	8-1-08	8.25% to 9.25%	17,000	4,080	1,012
Series 1983-U.....	12-1-83	12-1-08	8.5% to 9.5%	10,000	2,400	616
Series 1984-V.....	4-1-84	4-1-09	8.75% to 9.75%	12,000	2,880	886
Series 1984-W.....	9-1-84	9-1-09	8.75% to 9.75%	20,000	5,600	1,716
				\$ 299,000	\$ 35,960	\$ 7,991
MULTIPLE PURPOSE						
Anti-Pollution						
Series 1988 (Jan).....	1-28-88	8-1-08	Accreted Bonds (b)	\$ 7,000	\$ 1,602	\$ 4,603
Series 1988 (Oct).....	10-13-88	8-1-08	Accreted Bonds (b)	10,000	2,428	6,317
Series 1989 (Nov).....	11-7-89	8-1-10	Accreted Bonds (b)	5,000	1,500	3,453
Series 1991 (Sept).....	9-24-91	8-1-12	Accreted Bonds (b)	1,686	674	1,222
Series 1992 (Mar).....	3-1-92	10-1-12	5.25% to 6.25% (a)	1,380	-- --	-- --
Series 1992 (Oct).....	10-15-92	8-1-13	Accreted Bonds (b)	1,555	777	1,438
Series 1993 (Apr).....	4-1-93	4-1-18	4.5% to 5.7% (a)	86	-- --	-- --
Series 1993 (Aug).....	8-1-93	8-1-18	4.4% to 5.5% (a)	31,685	2,535	124
Series 1993 (Oct).....	10-28-93	8-1-15	Accreted Bonds (b)	16,271	6,895	7,831
Series 1994 (Mar).....	3-1-94	4-1-19	5.25% to 5.8% (a)	15,128	1,971	210
Series 1994 (Aug).....	8-1-94	8-1-19	5.5% to 5.875% (a)	39,800	6,846	753
Series 1994 (Oct).....	10-27-94	8-1-16	Accreted Bonds (b)	17,000	8,912	12,018
Series 1995 (Feb).....	2-1-95	2-1-20	5.5% to 6.1% (a)	4,397	537	60
Series 1995 (July).....	7-1-95	7-1-20	5.25% to 5.75% (a)	7,600	4,864	2,434
Series 1996 (May).....	5-1-96	5-1-21	5.375% to 5.75% (a)	1,000	680	359
Series 1997 (Feb).....	2-1-97	2-1-22	4.375% to 5.375%	20,000	18,477	9,978
Series 1997 (July).....	7-1-97	7-1-22	4.25% to 5.25%	30,000	24,000	12,271
Series 1999 (Mar).....	3-1-99	3-1-24	3.5% to 5. %	4,754	4,110	2,251
Series 2000 (June).....	6-1-00	6-1-25	5. % to 5.8% (a)	3,000	2,040	1,372

STATE OF ILLINOIS
GENERAL AND SPECIAL OBLIGATION BOND ISSUES BY BOND TYPE
AS OF JUNE 30, 2003
(IN THOUSANDS \$)

Exhibit III

BOND ISSUE	DATE		INTEREST RATES		AMOUNT OF ORIGINAL ISSUE	PRINCIPAL OUTSTANDING JUNE 30, 2003	FUTURE INTEREST PAYMENTS
	DATED	MATURITY					
MULTIPLE PURPOSE (Cont.)							
Anti-Pollution (Cont.)							
Series 2000 (Dec).....	12-1-00	12-1-25	4.75% to 5.75%	(a)	\$ 7,000	\$ 5,402	\$ 3,530
Series 2001 (April).....	4-1-01	4-1-21	4.25% to 5.375%		11,000	9,313	3,686
Series 2001 (Aug).....	8-1-01	8-1-26	3% to 5.5%		10,000	9,600	5,270
Series 2001 (Nov).....	11-1-01	11-1-26	3% to 6%		10,000	9,787	6,230
Series 2002 (Feb).....	2-1-02	2-1-27	3% to 5.5%		10,000	9,600	6,142
Series 2002 (Jul).....	7-1-02	7-1-27	3% to 5.375%		7,000	7,000	4,684
Series 2002 (Oct).....	10-31-02	8-1-24	Accreted Bonds	(b)	5,000	5,000	2,084
Series 2002 (Dec).....	12-1-02	12-1-27	3% to 5.375%		5,500	5,500	4,013
Series 2003 (Jun).....	6-4-03	6-1-28	2.5% to 5%		15,000	15,000	12,159
					\$ 297,842	\$ 165,050	\$ 114,492
Capital Development							
Series 1988 (Jan).....	1-28-88	8-1-08	Accreted Bonds	(b)	\$ 52,003	\$ 11,903	\$ 34,194
Series 1988 (Oct).....	10-13-88	8-1-08	Accreted Bonds	(b)	120,000	29,134	75,804
Series 1989 (Nov).....	11-7-89	8-1-10	Accreted Bonds	(b)	142,000	42,611	98,071
Series 1990 (Nov).....	11-2-90	8-1-11	Accreted Bonds	(b)	137,001	44,581	96,409
Series 1991 (Sept).....	9-24-91	8-1-12	Accreted Bonds	(b)	110,920	44,354	80,395
Series 1992 (Mar).....	3-1-92	10-1-12	5.25% to 6.25%	(a)	40,908	-- --	-- --
Series 1992 (Oct).....	10-15-92	8-1-13	Accreted Bonds	(b)	75,545	37,766	69,866
Series 1993 (Apr).....	4-1-93	4-1-18	4.5% to 5.7%	(a)	40,368	-- --	-- --
Series 1993 (Aug).....	8-1-93	8-1-18	4.4% to 5.5%		92,933	7,435	364
Series 1993 (Oct).....	10-28-93	8-1-15	Accreted Bonds	(b)	64,062	27,146	30,833
Series 1994 (Mar).....	3-1-94	4-1-19	5.25% to 5.8%	(a)	33,488	4,363	466
Series 1994 (Aug).....	8-1-94	8-1-19	5.5% to 5.875%	(a)	90,000	15,480	1,703
Series 1994 (Oct).....	10-27-94	8-1-16	Accreted Bonds	(b)	135,878	71,230	96,055
Series 1995 (Feb).....	2-1-95	2-1-20	5.5% to 6.1%	(a)	83,803	10,236	1,136
Series 1995 (July).....	7-1-95	7-1-20	5.25% to 5.75%		145,000	92,800	46,432
Series 1995 (Dec).....	12-1-95	12-1-20	5.125% to 5.25%		160,000	125,256	80,700
Series 1996 (May).....	5-1-96	5-1-21	5.375% to 5.75%	(a)	118,000	80,240	42,400
Series 1996 (Sept).....	9-1-96	9-1-21	4.875% to 6%		119,000	90,440	49,496
Series 1997 (Feb).....	2-1-97	2-1-22	4.375% to 5.375%		96,755	89,386	48,272
Series 1997(July).....	7-1-97	7-1-22	4.25% to 5.25%		55,000	44,000	22,497
Series 1997 (Nov).....	11-13-97	8-1-19	Accreted Bonds	(b)	146,330	121,152	110,422
Series 1998 (Apr).....	4-1-98	4-1-23	5% to 5.25%	(a)	125,150	112,990	66,052
Series 1998 (June).....	6-1-98	6-1-23	4.25% to 5.25%	(a)	110,000	78,100	36,698
Series 1998 (Nov).....	11-10-98	8-1-20	Accreted Bonds	(b)	95,000	75,953	48,269
Series 1999 (Mar).....	3-1-99	3-1-24	3.5% to 5%		100,875	87,214	47,758
Series 1999 (June).....	6-1-99	6-1-24	4% to 5.375%	(a)	230,610	175,264	105,792
Series 1999 (Oct).....	10-1-99	10-1-17	4.75% to 6%	(a)	2,850	1,623	744
Series 2000 (Jan).....	1-1-00	1-1-20	4.75% to 6.125%	(a)	69,000	39,891	24,085
Series 2000 (April).....	4-19-00	4-1-25	4.75% to 5.75%	(a)	120,000	86,400	56,614
Series 2000 (June).....	6-1-00	6-1-25	5% to 5.8%	(a)	102,000	69,360	46,650

STATE OF ILLINOIS
GENERAL AND SPECIAL OBLIGATION BOND ISSUES BY BOND TYPE
AS OF JUNE 30, 2003
(IN THOUSANDS \$)

Exhibit III

BOND ISSUE	DATE		INTEREST RATES		AMOUNT OF ORIGINAL ISSUE	PRINCIPAL OUTSTANDING JUNE 30, 2003	FUTURE INTEREST PAYMENTS
	DATED	MATURITY					
MULTIPLE PURPOSE (Cont.)							
Capital Development (Cont.)							
Series 2000 (Aug).....	8-1-00	8-1-25	5.0% to 5.625%	(a)	\$ 75,000	\$ 62,500	\$ 38,996
Series 2000 (Oct).....	10-19-00	8-1-22	Accreted Bonds	(b)	40,000	37,992	26,084
Series 2000 (Dec).....	12-1-00	12-1-25	4.75% to 5.75%	(a)	168,000	129,640	84,732
Series 2001 (April).....	4-1-01	4-1-21	4.25% to 5.375%		80,000	67,732	26,807
Series 2001 (May).....	5-1-01	5-1-26	4.2% to 5.5%		145,000	138,717	91,985
Series 2001 (Aug).....	8-1-01	8-1-26	3.0% to 5.5%		110,000	105,600	57,968
Series 2001 (Nov).....	11-1-01	11-1-26	3.0% to 6.0%		119,200	116,657	74,261
Series 2002 (Feb).....	2-1-02	2-1-27	3.0% to 5.5%		125,000	120,000	76,780
Series 2002 (Mar).....	4-1-02	4-1-27	4.0% to 5.5%		135,000	129,600	85,436
Series 2002 (Jul).....	7-1-02	7-1-27	3.0% to 5.375%		82,500	82,500	55,203
Series 2002 (Oct).....	10-1-02	10-1-27	3.0% to 5.25%		100,000	100,000	62,900
Series 2002 (Oct).....	10-31-02	8-1-24	Accreted Bonds	(b)	15,079	15,079	6,284
Series 2002 (Dec).....	12-1-02	12-1-27	3.0% to 5.375%		205,000	205,000	149,562
Series 2003 (Jun).....	6-4-03	6-1-28	2.5% to 5.0%		155,000	155,000	125,640
					\$ 4,569,258	\$ 3,182,325	\$ 2,380,815
Coal Development							
Series 1988 (Jan).....	1-28-88	8-1-08	Accreted Bonds	(b)	\$ 1,000	\$ 229	\$ 658
Series 1988 (Oct).....	10-13-88	8-1-08	Accreted Bonds	(b)	5,000	1,214	3,159
Series 1991 (Sept).....	9-24-91	8-1-12	Accreted Bonds	(b)	3,062	1,224	2,219
Series 1992 (Mar).....	3-1-92	10-1-12	5.25% to 6.25%	(a)	3,223	-- --	-- --
Series 1992 (Oct).....	10-15-92	8-1-13	Accreted Bonds	(b)	1,234	617	1,141
Series 1993 (Aug).....	8-1-93	8-1-18	4.4% to 5.5%	(a)	1,615	129	6
Series 1993 (Oct).....	10-28-93	8-1-15	Accreted Bonds	(b)	959	406	462
Series 1994 (Mar).....	3-1-94	4-1-19	5.25% to 5.8%	(a)	2,041	266	28
Series 1994 (Aug).....	8-1-94	8-1-19	5.5% to 5.875%	(a)	2,000	344	38
Series 1994 (Oct).....	10-27-94	8-1-16	Accreted Bonds	(b)	4,938	2,589	3,491
Series 1995 (July).....	7-1-95	7-1-20	5.25% to 5.75%	(a)	5,200	3,328	1,665
Series 1996 (May).....	5-1-96	5-1-21	5.375% to 5.75%	(a)	3,000	2,040	1,078
Series 1996 (Sept).....	9-1-96	9-1-21	4.875% to 6.0%		2,500	1,900	1,040
Series 1998 (Apr).....	4-1-98	4-1-23	5.0% to 5.5%	(a)	5,000	4,510	2,637
Series 1999 (Mar).....	3-1-99	3-1-24	3.5% to 5.0%		1,871	1,617	886
Series 1999 (Oct).....	10-1-99	10-1-17	4.75% to 6.0%	(a)	7,150	4,073	1,865
Series 2000 (Dec).....	12-1-00	12-1-10	4.7% to 5.5%	(a)	5,000	4,000	840
Series 2001 (April).....	4-1-01	4-1-21	4.25% to 5.375%		4,000	3,387	1,340
Series 2001 (May).....	5-1-01	5-1-26	4.2% to 5.5%		3,000	2,870	1,903
Series 2001 (Aug).....	8-1-01	8-1-26	3.0% to 5.5%		5,000	4,800	2,635
Series 2002 (Jul).....	7-1-02	7-1-27	3.0% to 5.375%		3,000	3,000	2,007
Series 2002 (Oct).....	10-31-02	8-1-24	Accreted Bonds	(b)	2,000	2,000	834
Series 2002 (Dec).....	12-1-02	12-1-27	3.0% to 5.375%		2,500	2,500	1,824
					\$ 74,293	\$ 47,043	\$ 31,756

STATE OF ILLINOIS
GENERAL AND SPECIAL OBLIGATION BOND ISSUES BY BOND TYPE
AS OF JUNE 30, 2003
(IN THOUSANDS \$)

Exhibit III

BOND ISSUE	DATE		INTEREST RATES		AMOUNT OF ORIGINAL ISSUE	PRINCIPAL OUTSTANDING JUNE 30, 2003	FUTURE INTEREST PAYMENTS
	DATED	MATURITY					
MULTIPLE PURPOSE (Cont.)							
Pension Contribution							
Series 2003 (Jun).....	6-12-03	6-1-33	2.5% to 5.1%		\$ 10,000,000	\$ 10,000,000	\$ 11,933,713
School Construction							
Series 1988 (Jan).....	1-28-88	8-1-08	Accreted Bonds	(b)	\$ 1,000	\$ 229	\$ 658
Series 1988 (Oct).....	10-13-88	8-1-08	Accreted Bonds	(b)	7,000	1,699	4,422
Series 1989 (Nov).....	11-7-89	8-1-10	Accreted Bonds	(b)	6,000	1,800	4,144
Series 1991 (Sept).....	9-24-91	8-1-12	Accreted Bonds	(b)	2,828	1,131	2,050
Series 1992 (Mar).....	3-1-92	10-1-12	5.25% to 6.25%	(a)	555	--	--
Series 1992 (Oct).....	10-15-92	8-1-13	Accreted Bonds	(b)	3,694	1,847	3,417
Series 1993 (Apr).....	4-1-93	4-1-18	4.5% to 5.7%	(a)	456	--	--
Series 1993 (Aug).....	8-1-93	8-1-18	4.4% to 5.5%	(a)	295	23	1
Series 1993 (Oct).....	10-28-93	8-1-15	Accreted Bonds	(b)	219	93	106
Series 1994 (Mar).....	3-1-94	4-1-19	5.25% to 5.8%	(a)	2,231	291	31
Series 1995 (Dec).....	12-1-95	12-1-20	5.125% to 5.25%		3,000	2,349	1,513
Series 1996 (May).....	5-1-96	5-1-21	5.375% to 5.75%	(a)	2,000	1,360	719
Series 1996 (Sept).....	9-1-96	9-1-21	4.875% to 6%		8,500	6,460	3,535
Series 1997 (Feb).....	2-1-97	2-1-22	4.375% to 5.375%		8,300	7,668	4,141
Series 1998 (June).....	6-1-98	6-1-23	4.25% to 5.25%	(a)	80,000	56,800	26,689
Series 1998 (Nov).....	11-10-98	8-1-20	Accreted Bonds	(b)	2,334	1,866	1,186
Series 1999 (Mar).....	3-1-99	3-1-24	3.5% to 5%		98,245	84,939	46,513
Series 1999 (June).....	6-1-99	6-1-24	4% to 5.375%	(a)	19,390	14,736	8,895
Series 1999 (Oct).....	10-1-99	10-1-17	4.75% to 6%	(a)	68,000	38,736	17,740
Series 2000 (Jan).....	1-1-00	1-1-20	4.75% to 6.125%	(a)	60,000	34,688	20,943
Series 2000 (April).....	4-19-00	4-1-25	4.75% to 5.75%	(a)	100,000	72,000	47,178
Series 2000 (June).....	6-1-00	6-1-25	5% to 5.8%	(a)	90,000	61,200	41,162
Series 2000 (Aug).....	8-1-00	8-1-25	5% to 5.625%	(a)	50,000	41,667	25,997
Series 2000 (Oct).....	10-19-00	8-1-22	Accreted Bonds	(b)	61,855	58,750	40,335
Series 2000 (Dec).....	12-1-00	12-1-25	4.75% to 5.75%	(a)	120,000	92,458	62,205
Series 2001 (April).....	4-1-01	4-1-21	4.25% to 5.375%		38,190	32,334	12,797
Series 2001 (May).....	5-1-01	5-1-26	4.2% to 5.5%		70,000	66,967	44,406
Series 2001 (Aug).....	8-1-01	8-1-26	3% to 5.5%		110,000	105,600	57,968
Series 2001 (Nov).....	11-1-01	11-1-26	3% to 6%		150,700	147,485	93,886
Series 2002 (Feb).....	2-1-02	2-1-27	3% to 5.5%		150,000	144,000	92,137
Series 2002 (Mar).....	4-1-02	4-1-27	4% to 5.5%		130,000	124,800	82,271
Series 2002 (Jul).....	7-1-02	7-1-27	3% to 5.375%		170,000	170,000	113,751
Series 2002 (Oct).....	10-1-02	10-1-27	3% to 5.25%		200,000	200,000	125,800
Series 2002 (Dec).....	12-1-02	12-1-27	3% to 5.375%		62,000	62,000	45,233
Series 2003 (Jun).....	6-4-03	6-1-28	2.5% to 5%		160,000	160,000	129,693
					<u>\$ 2,036,792</u>	<u>\$ 1,795,976</u>	<u>\$ 1,161,522</u>

STATE OF ILLINOIS
GENERAL AND SPECIAL OBLIGATION BOND ISSUES BY BOND TYPE
AS OF JUNE 30, 2003
(IN THOUSANDS \$)

Exhibit III

BOND ISSUE	DATE		INTEREST RATES		AMOUNT OF ORIGINAL ISSUE	PRINCIPAL OUTSTANDING JUNE 30, 2003	FUTURE INTEREST PAYMENTS
	DATED	MATURITY					
MULTIPLE PURPOSE (Cont.)							
Transportation Series "A"							
Series 1988 (Jan).....	1-28-88	8-1-08	Accreted Bonds	(b)	\$ 30,000	\$ 6,867	\$ 19,726
Series 1988 (Oct).....	10-13-88	8-1-08	Accreted Bonds	(b)	48,000	11,654	30,322
Series 1989 (Nov).....	11-7-89	8-1-10	Accreted Bonds	(b)	50,000	15,004	34,532
Series 1990 (Nov).....	11-2-90	8-1-11	Accreted Bonds	(b)	65,000	21,152	45,741
Series 1991 (Sept).....	9-24-91	8-1-12	Accreted Bonds	(b)	47,000	18,794	34,066
Series 1992 (Mar).....	3-1-92	10-1-12	5.25% to 6.25%	(a)	40,000	-- --	-- --
Series 1992 (Oct).....	10-15-92	8-1-13	Accreted Bonds	(b)	21,600	10,798	19,976
Series 1993 (Apr).....	4-1-93	4-1-18	4.5% to 5.7%	(a)	110,000	-- --	-- --
Series 1993 (Aug).....	8-1-93	8-1-18	4.4% to 5.5%	(a)	25,600	2,048	100
Series 1993 (Oct).....	10-28-93	8-1-15	Accreted Bonds	(b)	60,000	25,425	28,878
Series 1994 (Mar).....	3-1-94	4-1-19	5.25% to 5.8%	(a)	95,000	12,377	1,322
Series 1994 (Aug).....	8-1-94	8-1-19	5.5% to 5.875%	(a)	138,200	23,770	2,615
Series 1994 (Oct).....	10-27-94	8-1-16	Accreted Bonds	(b)	25,000	13,106	17,673
Series 1995 (Feb).....	2-1-95	2-1-20	5.5% to 6.1%	(a)	41,800	5,106	567
Series 1995 (July).....	7-1-95	7-1-20	5.25% to 5.75%	(a)	80,000	51,200	25,618
Series 1996 (May).....	5-1-96	5-1-01	5.375% to 5.75%	(a)	22,000	14,960	7,905
Series 1999 (Oct).....	10-1-99	10-1-17	4.75% to 6%	(a)	12,000	6,836	3,131
Series 2000 (Jan).....	1-1-00	1-1-20	4.75% to 6.125%	(a)	20,000	11,563	6,981
Series 2000 (April).....	4-19-00	4-1-25	4.75% to 5.75%	(a)	60,000	43,200	28,307
Series 2000 (June).....	6-1-00	6-1-25	5% to 5.8%	(a)	85,000	57,800	38,875
Series 2000 (Aug).....	8-1-00	8-1-25	5% to 5.625%	(a)	100,000	83,333	51,994
Series 2001 (April).....	4-1-01	4-1-21	4.25% to 5.375%		30,000	25,399	10,053
Series 2001 (May).....	5-1-01	5-1-26	4.2% to 5.5%		70,000	66,966	44,406
Series 2001 (Aug).....	8-1-01	8-1-26	3% to 5.5%		115,000	110,400	60,603
Series 2001 (Nov).....	11-1-01	11-1-26	3% to 6%		60,000	58,720	37,380
Series 2002 (Feb).....	2-1-02	2-1-27	3% to 5.5%		50,000	48,000	30,712
Series 2002 (Mar).....	4-1-02	4-1-27	4% to 5.5%		60,000	57,600	37,971
Series 2002 (Jul).....	7-1-02	7-1-27	3% to 5.375%		117,500	117,500	78,622
Series 2002 (Oct).....	10-1-02	10-1-27	3% to 5.25%		65,000	65,000	40,885
Series 2002 (Oct).....	10-31-02	8-1-24	Accreted Bonds	(b)	35,000	35,000	14,587
Series 2002 (Dec).....	12-1-02	12-1-27	3% to 5.375%		75,000	75,000	54,718
Series 2003 (Jun).....	6-4-03	6-1-28	2.5% to 5%		100,000	100,000	81,058
					\$ 1,953,700	\$ 1,194,578	\$ 889,324

Transportation Series "B"

Series 1988 (Jan).....	1-28-88	8-1-08	Accreted Bonds	(b)	\$ 2,000	\$ 458	\$ 1,315
Series 1988 (Oct).....	10-13-88	8-1-08	Accreted Bonds	(b)	35,000	8,497	22,110
Series 1989 (Nov).....	11-7-89	8-1-10	Accreted Bonds	(b)	47,000	14,104	32,460
Series 1990 (Nov).....	11-2-90	8-1-11	Accreted Bonds	(b)	47,999	15,619	33,777

STATE OF ILLINOIS
GENERAL AND SPECIAL OBLIGATION BOND ISSUES BY BOND TYPE
AS OF JUNE 30, 2003
(IN THOUSANDS \$)

Exhibit III

BOND ISSUE	DATE		INTEREST RATES		AMOUNT OF ORIGINAL ISSUE	PRINCIPAL OUTSTANDING JUNE 30, 2003	FUTURE INTEREST PAYMENTS
	DATED	MATURITY					
MULTIPLE PURPOSE (Cont.)							
Transportation Series "B" (Cont.)							
Series 1991 (Sept).....	9-24-91	8-1-12	Accreted Bonds	(b)	\$ 44,297	\$ 17,713	\$ 32,107
Series 1992 (Mar).....	3-1-92	10-1-12	5.25% to 6.25%	(a)	16,915	-- --	-- --
Series 1992 (Oct).....	10-15-92	8-1-13	Accreted Bonds	(b)	32,270	16,132	29,845
Series 1993 (Apr).....	4-1-93	4-1-18	4.5% to 5.7%	(a)	14,091	-- --	-- --
Series 1993 (Aug).....	8-1-93	8-1-18	4.4% to 5.5%	(a)	22,872	1,830	90
Series 1993 (Oct).....	10-28-93	8-1-15	Accreted Bonds	(b)	27,887	11,817	13,422
Series 1994 (Mar).....	3-1-94	4-1-19	5.25% to 5.8%	(a)	27,113	3,533	377
Series 1994 (Aug).....	8-1-94	8-1-19	5.5% to 5.875%	(a)	30,000	5,160	568
Series 1994 (Oct).....	10-27-94	8-1-16	Accreted Bonds	(b)	27,000	14,154	19,087
Series 1995 (Feb).....	2-1-95	2-1-20	5.5% to 6.1%	(a)	10,000	1,221	135
Series 1995 (July).....	7-1-95	7-1-20	5.25% to 5.75%	(a)	62,200	39,808	19,918
Series 1995 (Dec).....	12-1-95	12-1-20	5.125% to 5.25%		21,205	16,600	10,695
Series 1996 (May).....	5-1-96	5-1-21	5.375% to 5.75%	(a)	29,000	19,720	10,420
Series 1996 (Sept).....	9-1-96	9-1-21	4.875% to 6%		55,000	41,800	22,876
Series 1997 (Feb).....	2-1-97	2-1-22	4.375% to 5.375%		40,000	36,954	19,956
Series 1997 (July).....	7-1-97	7-1-22	4.25% to 5.25%		15,000	12,000	6,136
Series 1997 (Nov).....	11-13-97	8-1-19	Accreted Bonds	(b)	22,000	18,215	16,601
Series 1998 (June).....	6-1-98	6-1-23	4.25% to 5.25%	(a)	10,000	7,100	3,336
Series 1998 (Nov).....	11-10-98	8-1-20	Accreted Bonds	(b)	25,000	19,988	12,702
Series 1999 (Mar).....	3-1-99	3-1-24	3.5% to 5%		25,000	21,614	11,836
Series 1999 (Oct).....	10-1-99	10-1-17	4.75% to 6%	(a)	10,000	5,697	2,609
Series 2000 (Jan).....	1-1-00	1-1-20	4.75% to 6.125%	(a)	11,000	6,359	3,840
Series 2000 (April).....	4-19-00	4-1-25	4.75% to 5.75%	(a)	20,000	14,400	9,436
Series 2000 (June).....	6-1-00	6-1-25	5% to 5.8%	(a)	20,000	13,600	9,147
Series 2000 (Aug).....	8-1-00	8-1-25	5% to 5.625%	(a)	75,000	62,500	38,996
Series 2001 (May).....	5-1-01	5-1-26	4.2% to 5.5%		12,000	11,480	7,612
Series 2001 (Aug).....	8-1-01	8-1-26	3% to 5.5%		25,000	24,000	13,175
Series 2001 (Nov).....	11-1-01	11-1-26	3% to 6%		35,100	34,351	21,867
Series 2002 (Feb).....	2-1-02	2-1-27	3% to 5.5%		40,000	38,400	24,570
Series 2002 (Mar).....	4-1-02	4-1-27	4% to 5.5%		50,000	48,000	31,643
Series 2002 (Jul).....	7-1-02	7-1-27	3% to 5.375%		15,000	15,000	10,037
Series 2002 (Oct).....	10-1-02	10-1-27	3% to 5.25%		30,000	30,000	18,870
Series 2002 (Oct).....	10-31-02	8-1-24	Accreted Bonds	(b)	5,000	5,000	2,084
Series 2002 (Dec).....	12-1-02	12-1-27	3% to 5.375%		50,000	50,000	36,478
Series 2003 (Jun).....	6-4-03	6-1-28	2.5% to 5%		30,000	30,000	24,317
					\$ 1,116,949	\$ 732,824	\$ 574,450

STATE OF ILLINOIS
GENERAL AND SPECIAL OBLIGATION BOND ISSUES BY BOND TYPE
AS OF JUNE 30, 2003
(IN THOUSANDS \$)

Exhibit III

BOND ISSUE	DATE		INTEREST RATES		AMOUNT OF ORIGINAL ISSUE	PRINCIPAL OUTSTANDING JUNE 30, 2003	FUTURE INTEREST PAYMENTS
	DATED	MATURITY					
REFUNDING							
General Revenue Fund							
Series 1992 (Mar).....	3-1-92	10-1-12	5.25% to 6.25%	(a)	\$ 219,430	\$ -- --	\$ -- --
Series 1992 (Oct).....	10-15-92	8-1-13	Accreted Bonds	(b)	76,980	34,974	40,851
Series 1993 (June).....	6-1-93	6-1-05	4.0% to 5.0%		177,041	19,400	1,310
Series 1994 (Jan).....	1-1-94	12-1-08	3.9% to 4.75%		158,865	97,443	11,399
Series 1995 (Dec).....	12-1-95	12-1-11	5.125%		224,292	142,969	23,999
Series 1997 (Feb).....	2-1-97	2-1-11	4.375% to 5.15%		59,754	4,583	1,141
Series 1998 (Apr).....	4-1-98	4-1-12	5.0% to 5.5%	(a)	73,109	24,514	5,931
Series 1999 (Mar).....	3-1-99	3-1-13	3.5% to 5.0%		104,938	69,133	25,842
Series 2001 (Apr).....	4-1-01	4-1-16	4.25% to 5.375%		74,845	74,517	42,984
Series 2001 (Dec).....	12-1-01	10-1-14	4.0% to 5.375%		206,878	203,818	61,088
Series 2002 (Apr).....	4-1-02	4-1-13	4.0% to 5.5%		34,221	32,549	10,466
Series 2002 (Aug).....	8-1-02	8-1-16	3.0% to 5.5%		392,569	392,569	207,862
Road Fund							
Series 1992 (Mar).....	3-1-92	10-1-12	5.25% to 6.25%	(a)	77,590	-- --	-- --
Series 1992 (Oct).....	10-15-92	8-1-13	Accreted Bonds	(b)	37,113	16,861	19,694
Series 1993 (June).....	6-1-93	6-1-05	4.0% to 5.0%		72,364	7,930	535
Series 1994 (Jan).....	1-1-94	12-1-08	3.9% to 4.75%		90,640	55,596	6,504
Series 1995 (Dec).....	12-1-95	12-1-11	5.125%		91,503	58,326	9,791
Series 1997 (Feb).....	2-1-97	2-1-11	4.375% to 5.15%		25,191	1,932	481
Series 1998 (Apr).....	4-1-98	4-1-12	5.0% to 5.5%	(a)	46,742	15,692	3,799
Series 1999 (Mar).....	3-1-99	3-1-13	3.5% to 5.0%		64,317	42,372	15,838
Series 2001 (Apr).....	4-1-01	4-1-16	4.25% to 5.375%		37,965	37,798	21,803
Series 2001 (Dec).....	12-1-01	10-1-14	4.0% to 5.375%		111,897	110,242	33,042
Series 2002 (Apr).....	4-1-02	4-1-13	4.0% to 5.5%		45,474	43,251	13,908
Series 2002 (Aug).....	8-1-02	8-1-16	3.0% to 5.5%		172,331	172,331	91,248
					\$ 2,676,049	\$ 1,658,800	\$ 649,516
TOTAL MULTIPLE PURPOSE					\$ 22,724,883	\$ 18,776,596	\$ 17,735,588
TOTAL GENERAL & MULTIPLE PURPOSE					\$ 23,023,883	\$ 18,812,556	\$ 17,743,579

STATE OF ILLINOIS
GENERAL AND SPECIAL OBLIGATION BOND ISSUES BY BOND TYPE
AS OF JUNE 30, 2003
(IN THOUSANDS \$)

Exhibit III

BOND ISSUE	DATE		INTEREST RATES		AMOUNT OF ORIGINAL ISSUE	PRINCIPAL OUTSTANDING JUNE 30, 2003	FUTURE INTEREST PAYMENTS
	DATED	MATURITY					
SPECIAL							
Build Illinois							
Series 1990-L.....	6-19-90	6-15-04	Accreted Bonds	(b)	\$ 68,000	\$ 3,693	\$ 6,307
Series 1990-LL.....	6-19-90	6-15-15	Accreted Bonds	(c)	52,001	52,001	106,793
Series 1992-P.....	5-15-92	6-15-22	3.2% to 6.5%		100,000	71,215	60,912
Series 1993-R.....	2-15-93	6-15-18	4.5% to 5.5%	(a)	100,000	--	--
Series 1993-S.....	9-15-93	6-15-18	2.6% to 6%		74,830	29,930	10,764
Series 1994-U.....	1-15-94	6-15-19	4.5% to 5%		100,000	66,000	27,346
Series 1994-V.....	9-15-94	6-15-20	5.625% to 6.375%	(a)	135,000	15,000	1,750
Series 1995-W.....	12-15-95	6-15-16	4.9% to 5%		80,000	61,180	23,698
Series 1997-X.....	3-15-97	6-15-17	4% to 5.6%		60,000	47,680	21,681
Series 1999-Z.....	1-15-99	6-15-19	4% to 5%		60,000	51,890	23,865
Series 2000 (May).....	5-15-00	6-15-20	5.375% to 6.25%	(a)	125,000	94,500	60,396
Series 2001 (Jun).....	6-12-01	6-15-21	4% to 5.5%		125,000	121,500	68,953
Series 2002 (Apr).....	3-28-02	6-15-27	4% to 6%		150,000	140,000	106,941
Series 2002 (Nov).....	11-26-02	6-15-22	3.25% to 5.25%		182,225	182,225	119,354
					\$ 1,412,056	\$ 936,814	\$ 638,760
Build Illinois Refunding							
Series 1991-OO.....	11-20-91	6-15-13	Accreted Bonds	(b)	\$ 22,711	\$ 22,711	\$ 60,210
Series 1992-Q.....	9-1-92	6-15-20	2.8% to 6%		416,890	175,465	54,716
Series 1993-S.....	9-15-93	6-15-15	2.6% to 6%		256,815	114,820	20,168
Series 1997-Y.....	12-15-97	6-15-16	4.25% to 5.25%		145,475	116,115	53,238
Series 2001 (Mar).....	3-20-01	6-15-16	5% to 5.5%		125,165	107,400	49,549
Series 2001 (Sep).....	9-21-01	6-15-20	3% to 5.375%		110,450	108,355	60,501
Series 2002 (May--Issue #1)....	3-28-02	6-15-14	5.5% to 5.5%		50,310	50,310	29,262
Series 2002 (May--Issue#2)....	4-5-02	6-15-20	5.5% to 5.75%		94,815	94,815	75,485
Series 2002 (Dec).....	12-12-02	6-15-18	5% to 5.25%		54,350	54,350	28,594
Series 2003 (Mar).....	3-18-03	6-15-15	5% to 5.25%		75,775	75,775	39,379
					\$ 1,352,756	\$ 920,116	\$ 471,102
Civic Centers							
Series 1990BB.....	4-24-90	12-15-19	Accreted Bonds	(b)	\$ 4,601	\$ 4,601	\$ 30,839
Series 1991.....	10-1-91	12-15-20	4.5% to 6.4%		74,895	49,620	38,348
					\$ 79,496	\$ 54,221	\$ 69,187

STATE OF ILLINOIS
GENERAL AND SPECIAL OBLIGATION BOND ISSUES BY BOND TYPE
AS OF JUNE 30, 2003
(IN THOUSANDS \$)

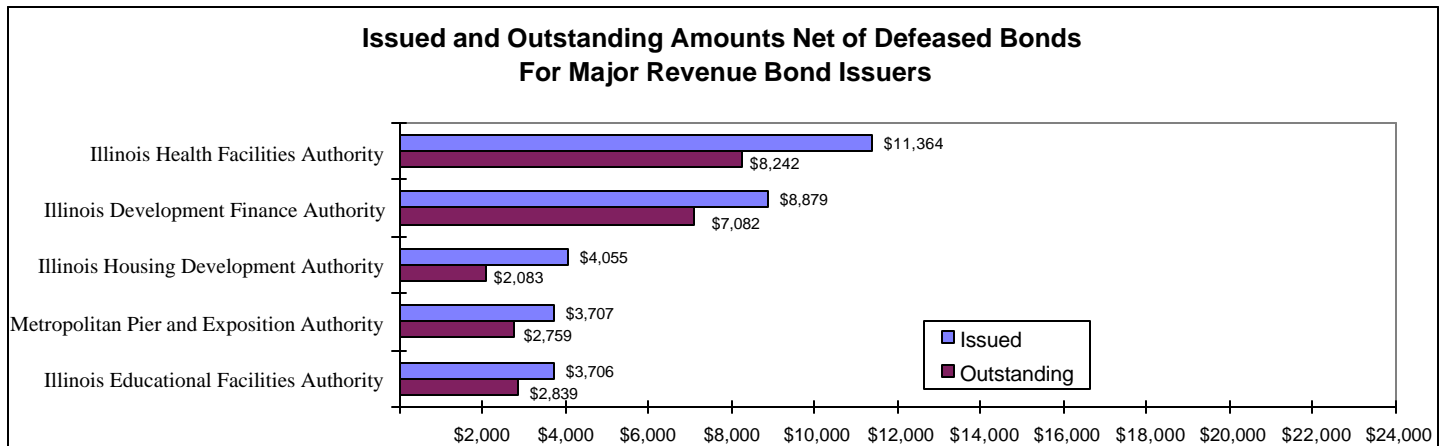
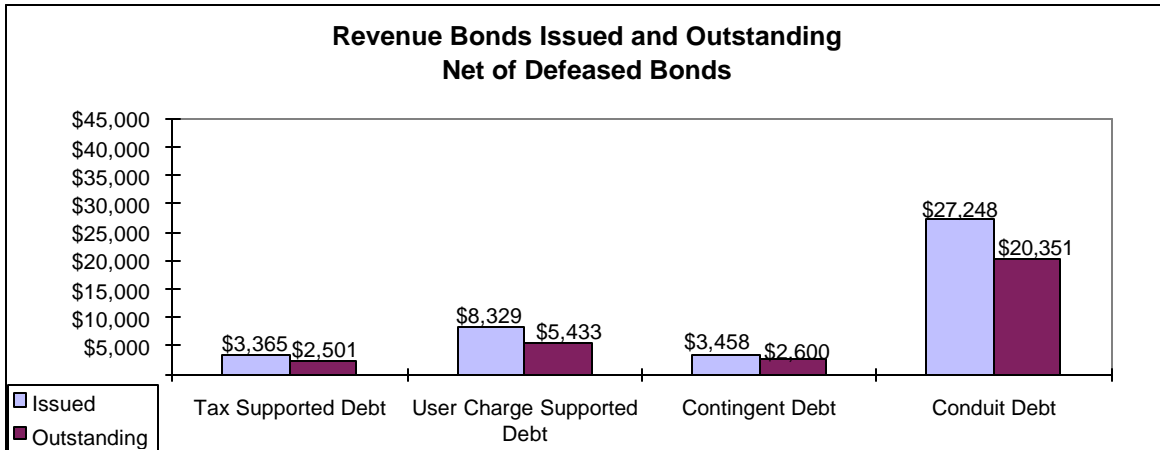
Exhibit III

BOND ISSUE	DATE		INTEREST RATES	AMOUNT OF ORIGINAL ISSUE	PRINCIPAL OUTSTANDING JUNE 30, 2003	FUTURE INTEREST PAYMENTS
	DATED	MATURITY				
SPECIAL (Cont.)						
Civic Centers Refunding						
Series 1990A.....	4-1-90	12-15-15	6% to 7.35%	\$ 88,645	\$ 14,905	\$ 4,413
Series 1998.....	5-1-98	12-1-15	3.65% to 5.25%	37,590	29,365	9,244
Series 2000.....	9-19-00	12-15-15	4.6% to 5.5%	50,280	43,810	18,086
				<u>\$ 176,515</u>	<u>\$ 88,080</u>	<u>\$ 31,743</u>
TOTAL SPECIAL				<u>\$ 3,020,823</u>	<u>\$ 1,999,231</u>	<u>\$ 1,210,792</u>
Total Exhibit III				<u>\$ 26,044,706</u>	<u>\$ 20,811,787</u>	<u>\$ 18,954,371</u>

- (a) Various portions of these bonds have been advanced refunded. See Note 5 of Exhibit I.
- (b) The Accreted Value of each Capital Appreciation Bond will be an amount equal to the original reoffering price compounded semiannually to yield \$5,000 at maturity. No periodic interest will be paid to the owners; but, the bonds will accrete in value as long as they are outstanding.
- (c) The Accreted Value of each Capital Appreciation Bond will be an amount equal to the original reoffering price compounded semiannually to yield \$5,000 at the current interest commencement date, which is exactly ten years prior to the final maturity date of the bond. Before this date, no periodic interest will be paid to the owners; but, the bonds will accrete in value. After this date, interest will be paid semiannually for ten years at rates ranging from 7.3% to 7.5%.

APPENDIX E

Recap of Revenue Bond Indebtedness and Certain Other Long-Term Obligations As of June 30, 2003 (in millions)



STATE OF ILLINOIS
RECAP OF REVENUE BOND INDEBTEDNESS AND
CERTAIN OTHER LONG-TERM OBLIGATIONS
AS OF JUNE 30, 2003
(IN THOUSANDS \$)

Exhibit IV

	OUTSTANDING AMOUNTS				
	AUTHORIZED	ISSUED	Exhibit V	Defeased*	Net
TAX SUPPORTED DEBT					
Regional Transportation Authority.....	\$ 2,340,000	\$ 1,828,480	\$ 1,382,515	\$ 164,570	\$ 1,217,945
Metropolitan Pier and Exposition Authority - Refunding.....	Unrestricted	402,270	255,400	-- --	255,400
Illinois Sports Facilities Authority.....	549,000	502,753	492,425	-- --	492,425
Other Long-Term Obligations -					
Governor's Office of Management and Budget, Certificates of Participation	125,000	38,755	32,075	-- --	32,075
Department of Central Management Services, Certificates of Participation	Unrestricted	57,935	40,820	-- --	40,820
City of Collinsville, Agreement.....	Unrestricted	9,850	3,465	-- --	3,465
Department of Commerce and Economic Opportunity, Exposition and Auditorium Agreements.....	200,000	8,125	425	425	-- --
Department of Environmental Protection Agency, Certificates of Participation.....	Restricted	33,150	27,675	-- --	27,675
Department of Transportation, Springfield Airport Authority Agreement.....	Restricted	2,725	-- --	-- --	-- --
Dist #1 HQ - Certificates of Participation.....	Restricted	34,155	30,150	-- --	30,150
Eastern Illinois University - Certificates of Participation	Unrestricted	10,775	10,125	-- --	10,125
Governors State University - Certificates of Participation	Unrestricted	2,280	2,150	-- --	2,150
Northern Illinois University - Certificates of Participation	Unrestricted	11,565	7,010	-- --	7,010
Southern Illinois University - Certificates of Participation	Unrestricted	4,180	4,180	-- --	4,180
University of Illinois - Certificates of Participation.....	Unrestricted	418,335	377,330	-- --	377,330
		<u>\$ 3,365,333</u>	<u>\$ 2,665,745</u>	<u>\$ 164,995</u>	<u>\$ 2,500,750</u>
USER CHARGE SUPPORTED DEBT					
Illinois Rural Bond Bank.....	200,000	\$ 131,570	\$ 81,445	\$ -- --	\$ 81,445
Illinois Housing Development Authority.....	3,600,000	799,224	100,141	26,970	73,171
Illinois Housing Development Authority - Refunding.....	Unrestricted	539,490	235,400	-- --	235,400
Illinois Student Assistance Commission.....	5,000,000	3,461,370	3,113,485	-- --	3,113,485
Illinois State Toll Highway Authority.....	Restricted	1,455,415	753,935	11,905	742,030
State Universities Retirement System.....	20,000	10,000	18,307	-- --	18,307
Chicago State University.....	Unrestricted	51,965	45,790	21,965	23,825
Eastern Illinois University.....	Unrestricted	122,559	81,585	31,585	50,000
Northeastern Illinois University.....	Unrestricted	7,580	5,050	-- --	5,050
Western Illinois University.....	Unrestricted	146,666	79,213	23,065	56,148
Illinois State University.....	Unrestricted	104,499	73,048	14,849	58,199
Northern Illinois University.....	Unrestricted	305,048	190,723	66,020	124,703
Southern Illinois University and Foundation.....	Unrestricted	236,509	178,609	25,555	153,054
University of Illinois.....	Unrestricted	956,634	853,661	155,205	698,456
		<u>\$ 8,328,529</u>	<u>\$ 5,810,392</u>	<u>\$ 377,119</u>	<u>\$ 5,433,273</u>

STATE OF ILLINOIS
 RECAP OF REVENUE BOND INDEBTEDNESS AND
 CERTAIN OTHER LONG-TERM OBLIGATIONS
 AS OF JUNE 30, 2003
 (IN THOUSANDS \$)

Exhibit IV

	AUTHORIZED	ISSUED	OUTSTANDING AMOUNTS		
			Exhibit V	Defeased*	Net
CONTINGENT DEBT					
Southwestern Illinois Development Authority.....	Unrestricted	\$ 100,453	\$ 72,518	\$ 1,175	\$ 71,343
Metropolitan Pier and Exposition Authority - Second McCormick Place Expansion Project.....	2,460,000	1,825,841	1,434,773	281,781	1,152,992
Refunding (includes accretion bonds).....	Unrestricted	1,478,929	1,523,612	172,718	1,350,894
Quad Cities Regional Economic Development Authority	100,000	27,225	-- --	-- --	-- --
Upper Illinois River Valley Development Authority.....	250,000	25,630	24,385	-- --	24,385
		<u>\$ 3,458,078</u>	<u>\$ 3,055,288</u>	<u>\$ 455,674</u>	<u>\$ 2,599,614</u>
CONDUIT DEBT					
Illinois Housing Development Authority - General Obligation Bonds.....	\$ 3,600,000	\$ 153,130	\$ 113,185	\$ -- --	\$ 113,185
General Obligation Bonds-Refunding.....	Unrestricted	355,715	293,555	-- --	293,555
Special Obligation Bonds.....	3,600,000	1,744,510	1,022,810	-- --	1,022,810
Special Obligation Bonds-Refunding.....	Unrestricted	128,500	60,665	-- --	60,665
Non-General Obligation Bonds.....	3,600,000	334,424	284,534	-- --	284,534
Illinois Rural Bond Bank.....	200,000	21,260	18,200	-- --	18,200
Quad Cities Regional Economic Development Authority.....	100,000	31,348	25,250	-- --	25,250
Upper Illinois Valley Development Authority.....	250,000	45,265	44,508	-- --	44,508
Will-Kankakee Regional Development Authority.....	100,000	44,240	40,515	-- --	40,515
Southwestern Illinois Development Authority.....	Unrestricted	219,588	193,688	-- --	193,688
Illinois Educational Facilities Authority.....	Restricted	3,705,980	3,220,449	381,213	2,839,236
Illinois Development Finance Authority.....	14,175,000	8,879,000	7,201,705	119,764	7,081,941
Illinois Farm Development Authority.....	300,000	221,565	90,659	-- --	90,659
Illinois Health Facilities Authority.....	Restricted	11,363,513	9,377,468	1,135,418	8,242,050
		<u>\$ 27,248,038</u>	<u>\$ 21,987,191</u>	<u>\$ 1,636,395</u>	<u>\$ 20,350,796</u>
Total.....		<u>\$ 42,399,978</u>	<u>\$ 33,518,616</u>	<u>\$ 2,634,183</u>	<u>\$ 30,884,433</u>

* Advance refunded bonds, which are defined as "defeased," have U.S. Government securities deposited with the escrow agent which along with the securities' investment earnings, will be sufficient to pay the debt service cost when due.

STATE OF ILLINOIS
AGENCY STATUTORY AUTHORIZATION
JUNE 30, 2003

Exhibit IV

METROPOLITAN PIER AND EXPOSITION AUTHORITY (Cook County) – Authorized per 70 ILCS 210/13.1, 210/13.2 and 215/3 to issue bonds in an aggregate principal amount not to exceed \$2,460 million excluding any refunding amounts, for the purpose of acquiring, expanding, improving, constructing and reconstructing McCormick Place in Cook County and to acquire and improve Navy Pier in Chicago. The bonds are secured by revenues derived from the Authority's Taxes and by State Sales Tax deposits made monthly to cover the deficiency, if any, not to exceed certain predefined limits. The Authority's Taxes are imposed within Cook County and include a Restaurant Tax, a Hotel Tax, a Car Rental Tax, and an Airport Departure Tax. Pursuant to the above referenced statutes, the State is capped on the maximum amount it may transfer to the Authority each fiscal year. Bonds authorized per 70 ILCS 210/13.1 are limited to a maximum of \$33.5 million per year that may be transferred to the Authority. Bonds authorized per 70 ILCS 210/13.2 are limited to State sales taxes not to exceed \$99 million in fiscal year 2003, \$103 million in fiscal year 2004, \$108 million in fiscal year 2005, \$113 million in fiscal year 2006, \$119 million in fiscal year 2007 and graduating to \$275 million in fiscal year 2023 until fiscal year 2042. Lastly, bonds authorized per 70 ILCS 215/8 are subject to repayments from revenues of the Cigarette Tax Act.

REGIONAL TRANSPORTATION AUTHORITY – Authorized per 70 ILCS 3615/4.04 to issue bonds in the aggregate principal amount of \$1,540 million for the Strategic Capital Improvement Program. These bonds will be used to acquire, repair or replace public transportation facilities in the metropolitan region. Pursuant to the above referenced statute, the State is capped on the maximum amount it may transfer to the Regional Transportation Authority. The authorization provides for \$55 million each year with an additional \$54 million in fiscal year 2003, \$73 million in fiscal year 2004, \$93 million in fiscal year 2005 and \$100 million each fiscal year thereafter. This statute also authorizes the Authority to issue bonds not to exceed \$800 million in principal issued and outstanding at any time.

ILLINOIS SPORTS FACILITIES AUTHORITY – Authorized per 70 ILCS 3205/13 to issue bonds and notes in the principal amount not to exceed: 1) \$150 million in connection with facilities owned by the Authority; 2) \$399 million in connection with the facilities owned by a governmental owner other than the Authority; and 3) to refund, advance refund or refinance any of its bonds then outstanding. These bonds are payable and secured by State and Authority tax collections including: 1) the State's Hotel Operator's Occupation Tax in an amount equal to the applicable advance amount plus \$5 million and 2) the City of Chicago's share of the Local Government Distributive Fund in the amount of \$5 million. Annually, the Authority is required to certify to the State Comptroller and the State Treasurer their funding requirements for the next fiscal year. This certification shall be the lesser of: a) the advance amount plus \$10 million and b) the amount required to pay principal and interest and other allowable obligations. Under this formula the maximum advance amounts increases by 105.615% of the preceding fiscal year advance amount through fiscal year 2032. Based on the above, including the additional \$10 million, the maximum which could be certified each fiscal year is \$34.7 million in fiscal year 2004, \$36.1 million in fiscal year 2005, \$37.6 million in fiscal year 2006, \$39.1 million in fiscal year 2007 and graduating to \$124.3 million in fiscal year 2032. Of the above referenced amounts, only \$5 million per year is the State's share.

GOVERNOR'S OFFICE OF MANAGEMENT AND BUDGET – Certificates of Participation – Authorized per 30 ILCS 105/9 to issue certificates of participation or similar instruments representing the right to receive a proportionate share in lease-purchase or installment purchase payments to be made by or for the benefit of one or more State agencies for the acquisition or improvement of real or personal property, or refinancing of such property or payments of expenses related to the issuance in an amount not to exceed \$125 million.

DEPARTMENT OF CENTRAL MANAGEMENT SERVICES – Certificates of Participation – Authorized per 20 ILCS 405/405.300 to enter into leases and purchase contracts for office and storage space, buildings, land and other facilities and to develop and implement a system for evaluating energy consumption in facilities leased by the Department and to develop energy consumption standards for use in evaluating prospective lease sites. State agency appropriations are used to repay third party (non-state issued) certificates sold by private concerns.

DEPARTMENT OF CENTRAL MANAGEMENT SERVICES – City of Collinsville, Illinois – Authorized per 65 ILCS 5/11-74-1 et seq. and 20 ILCS 405/405.320 to issue bonds for the purpose of constructing, remodeling, or converting a structure to be leased to the Department of Central Management Services for the purpose of serving as a Regional State facility in addition to refunding outstanding bonds.

STATE OF ILLINOIS
AGENCY STATUTORY AUTHORIZATION
JUNE 30, 2003

Exhibit IV

DEPARTMENT OF COMMERCE AND ECONOMIC OPPORTUNITY - Exposition and Auditorium Agreements- Authorized per the Metropolitan Civic Center Support Act, 30 ILCS 355/1 et. seq., 355/4-L-3a and 355/4-L-4 to issue bonds in an aggregate principal amount not to exceed \$200 million for the purpose of supporting the establishment and development of local civic center authorities. The Act permits the Civic Center Authority to apply through the Department of Commerce and Economic Opportunity for State financial support in an amount not to exceed the lesser of (1) 75% of the total project costs as determined from the Authority's estimate; (2) .031 times the 1975 equalized value of all taxable property located within the metropolitan area of the applying Authority; (3) \$20 million.

The Civic Center Authority is eligible to receive State financial support in an amount equal to the annual principal and interest payments (or portion thereof) related to their project bonds for a period not to exceed 20 years.

ILLINOIS DEPARTMENT OF TRANSPORTATION (Springfield Airport Authority) - Authorized per 70 ILCS 5/15.2 to construct office, aircraft hangers, service buildings and appurtenant facilities upon a public airport for the use and occupancy by the State Department of Transportation under a lease with the State of Illinois for which rents shall not be greater than the total cost of constructing and maintaining the facility. The Authority is limited to the principal amount of which at any one time outstanding, together with other outstanding indebtedness of the Authority, shall not exceed 2% of the aggregate valuation of all taxable property within the Authority, as assessed by the Department of Revenue.

COLLEGE AND UNIVERSITIES – Certificates of Participation – Authorized as follows: Eastern Illinois University, 110 ILCS 665/10; Governors State University, 110 ILCS 670/15; Northern Illinois University, 110 ILCS 685/30; Southern Illinois University, 110 ILCS 510/15; University of Illinois, 110 ILCS 305/7. The University trustees have the power to provide for the requisite buildings, apparatus and conveniences. The trustees in the exercise of such powers conferred by this Act, may create debt but shall not create any liability or indebtedness in excess of the funds in the hands of the treasurer of the University at the time of creating such liability or indebtedness. All leases entered into by the trustees shall recite that they are subject to termination and cancellation in any year for which the General Assembly fails to make an appropriation to pay the rent payable under the leases.

ILLINOIS RURAL BOND BANK – Authorized per 30 ILCS 360/3 to issue bonds and notes in an aggregate principal amount of \$200 million to assist local governments in borrowing money for public improvements and other governmental purposes. Of this amount, no more than \$50 million in the aggregate original principal amount of all bonds and notes issued by the Bank shall be used to purchase local governmental securities issued by governmental units located in the counties of Lake, Kane, DuPage, McHenry and Will. In the event the Bank determines that monies will not be sufficient for the payment of principal and interest, then the Governor shall include the amount certified in the State budget. In addition, the Bank has issued \$21.3 million in bonds that do not carry this moral obligation. These bonds are classified as "Conduit Debt" of the State.

ILLINOIS HOUSING DEVELOPMENT AUTHORITY – Authorized per 20 ILCS 3805/22 et seq. to issue revenue bonds and notes in an amount not to exceed \$3.6 billion of outstanding bonds and notes excluding those issued to refund its outstanding bonds and notes. Of this authorized amount \$150 million shall be used for their residential mortgage program as specified in Sections 7.23 and 7.24 of this Act. In addition, \$100 million shall be reserved for financing developments which involve the rehabilitation of dwelling accommodations, subject to the occupancy reservation of low or moderate income persons or families as provided by the Act. In the event the authority determines that monies will not be sufficient for the payment of principal and interest the Governor shall include the amount in the State budget for the payment of principal and interest. In addition, the Authority has issued \$2,716.3 million of bonds (described in more detail in Exhibit V) that do not carry this moral obligation. These bonds are classified as "Conduit Debt" of the State.

Interim financing evidenced by Bond Anticipation Notes, Collateralized Notes and Construction Loan Notes are not included in the outstanding bond indebtedness of the Authority.

STATE OF ILLINOIS
AGENCY STATUTORY AUTHORIZATION
JUNE 30, 2003

Exhibit IV

ILLINOIS STATE TOLL HIGHWAY AUTHORITY – Authorized per 605 ILCS 10/17 and 10/20.1 to issue bonds to finance the acquisition, purchase, construction, reconstruction, improvement, relocation, alteration or extension of any toll highway and the expenses of the Authority and refunds of any outstanding indebtedness of the Authority. All projects are subject to the approval of the Governor and the General Assembly prior to the issuance of any bonds.

ILLINOIS STUDENT ASSISTANCE COMMISSION – Authorized per 110 ILCS 947/145 to issue bonds in an aggregate principal amount not to exceed \$5.0 billion excluding the amount of any refunding bonds and notes. The Commission issues the bonds for the purpose of making or acquiring eligible student loans and to refund outstanding bonds.

STATE UNIVERSITIES RETIREMENT SYSTEM - Authorized per 40 ILCS 5/15-167.2 to issue bonds in an aggregate principal amount of \$20 million for the acquisition, construction, equipping, improving, expanding and furnishing of any office building for the use of the System, including any real estate or interest in real estate necessary or useful in connection therewith.

COLLEGES AND UNIVERSITIES – Authorized as follows: Chicago State University, 110 ILCS 661/1 et seq; Eastern Illinois University 110 ILCS 666/1 et seq; Northeastern Illinois University, 110 ILCS 681/1 et seq; Western Illinois University, 110 ILCS 691/1 et seq; Illinois State University, 110 ILCS 676/1 et seq; Northern Illinois University, 110 ILCS 686/1 et seq; Southern Illinois University, 110 ILCS 525/1 et seq; and the University of Illinois, 110 ILCS 405/1 et seq. All of the above Colleges and Universities are authorized to issue bonds in such amount or amounts as their respective Boards determine necessary for the purpose of acquiring, completing, remodeling, constructing, or equipping residence halls, dormitories, dining halls, student union buildings, field houses, stadiums, and other revenue producing buildings; and to refund or refinance any similar outstanding indebtedness.

SOUTHWESTERN ILLINOIS DEVELOPMENT AUTHORITY – Authorized per 70 ILCS 520/7 to issue bonds for the purpose of promoting economic development within the counties of Madison and St. Clair in the State. If the Authority determines that monies will not be sufficient for the payment of principal and interest, then the Governor shall include the amount certified in the State budget. In addition, the Authority has issued \$219.6 million in bonds that do not carry this moral obligation. These bonds are classified as “Conduit Debt” of the State.

QUAD CITIES REGIONAL ECONOMIC DEVELOPMENT AUTHORITY – Authorized per 70 ILCS 515/9 to issue bonds and notes for any corporate purpose, including the establishment of reserves, the payment of interest and the refunding of any of its bonds then outstanding, in an aggregate principal amount not to exceed \$100 million. If the Authority determines that monies will not be sufficient to pay principal and interest, then the Governor shall include the amount certified in the State budget. In addition, the Authority has issued \$31.3 million in bonds that do not carry this moral obligation. These bonds are classified as “Conduit Debt” of the State.

WILL-KANKAKEE REGIONAL DEVELOPMENT AUTHORITY – The Authority is authorized per 70 ILCS 535/7 to issue bonds, notes or other evidences of indebtedness in an aggregate amount not to exceed \$100 million for the purpose of developing, constructing, acquiring or improving projects, including those established by business entities locating or expanding property within the territorial jurisdiction of the Authority, for entering into venture capital agreements with businesses locating or expanding within the territorial jurisdiction of the Authority, for acquiring and improving any property necessary and useful in connection therewith and for the purposes of the Employee Ownership Assistance Act. The Authority has issued \$44.2 million in bonds that do not carry this moral obligation. These bonds are classified as “Conduit Debt” of the State.

UPPER ILLINOIS RIVER VALLEY DEVELOPMENT AUTHORITY – Authorized per 70 ILCS 530/7 to issue bonds in an aggregate amount not to exceed \$250 million, for the purpose of developing, constructing, acquiring or improving projects, and entering into venture capital agreements with businesses locating or expanding within the territorial jurisdiction of the Authority. If the Authority determines that monies will not be sufficient to pay principal and interest on its bonds, then the Governor shall include the amount certified in the State budget. In addition, the Authority has issued \$45.3 million in bonds that do not carry this moral obligation. These bonds are classified as “Conduit Debt” of the State.

STATE OF ILLINOIS
AGENCY STATUTORY AUTHORIZATION
JUNE 30, 2003

Exhibit IV

ILLINOIS EDUCATIONAL FACILITIES AUTHORITY – Authorized per 110 ILCS 1015/5.06 to issue bonds for any corporate purpose such as refunding outstanding bonds, constructing, and acquiring additions, improvements, extensions or enlargements of facilities for private institutions of higher education and per 110 ILCS 945/6.05 et seq. to issue bonds for the purpose of making Authority loans to institutions of higher education and education loan corporations participating in a program of the Authority for the express purpose of providing education loans. The authorization 110 ILCS 945/10(b) for education loans is \$200 million exclusive of refunding bonds.

ILLINOIS DEVELOPMENT FINANCE AUTHORITY – Authorized per 20 ILCS 3515/4, 20 ILCS 3515/9 and 20 ILCS 3505/1 et seq. to issue bonds to obtain funds to make loans to assist industrial, manufacturing and commercial enterprises and others in financing the costs of acquiring constructing and installing “industrial projects” within the meaning of the Act, to refund bonds previously issued for such purposes, and to pay costs of issuing and securing such bonds.

In 1983, the Authority replaced and assumed the responsibilities of the Illinois Industrial Development Authority and the Environmental Facilities Financing Authority. The Authority administers several programs under the Illinois Development Finance Authority Act and the Environmental Facilities Financing Act, including the Illinois Local Government Financing Assistance Program.

ILLINOIS FARM DEVELOPMENT AUTHORITY – Authorized per 20 ILCS 3605/1 et seq. to issue bonds in such amount for loans to lenders to pay the costs of acquiring, constructing, reconstructing, or improving agricultural facilities, soil or water conservation projects or watershed areas.

The Authority shall not have bonds and notes outstanding, excluding those issued to refund outstanding bonds and notes, at any one time exceeding \$300 million, of which \$50 million shall be used for research and development purposes. In addition, the Authority shall not have outstanding at any one time State Guarantees under Section 12.1 in an aggregate principal amount exceeding \$160 million. The authority shall not have outstanding at any one time State Guarantees under Sections 12.2, 12.4 and 12.5 in an aggregate principal amount exceeding \$75 million.

ILLINOIS HEALTH FACILITIES AUTHORITY – Authorized per 20 ILCS 3705/4.06 to issue bonds for its corporate purposes in addition to refunding outstanding indebtedness of the Authority. Prior to the making of loans or issuance of any bonds to finance a project, the Authority must submit a copy of the application and other pertinent data of the health institution concerned, to the Health Facilities Planning Board for review and comment. The Authority must consider the report of the Health Facilities Planning Board in their decision in making the loan or issuance of bonds.

THE FOLLOWING BONDING AUTHORITIES HAVE STATUTORY AUTHORIZATION TO ISSUE DEBT BUT HAD NO OUTSTANDING DEBT AT JUNE 30, 2003

MEDICAL CENTER COMMISSION – The Commission is authorized per 70 ILCS 915/5 to issue bonds for financing the acquisition of land, construction of buildings, and equipping and operating of buildings within a medical center district in the City of Chicago within the boundaries established by statute.

STATE PARKS REVENUE BOND COMMISSION – The Commission is inactive. Authorization per 30 ILCS 380/2 has been repealed. Passed by the Illinois General Assembly on June 1, 2002. Effective August 26, 2002 by Public Act 92-0850, Section 35.

EAST ST. LOUIS DEVELOPMENT AUTHORITY – The Authority was not authorized by HB2602 in the Illinois General Assembly and was sent back to the Rules Committee on March 13, 2003.

STATE OF ILLINOIS
AGENCY STATUTORY AUTHORIZATION
JUNE 30, 2003

Exhibit IV

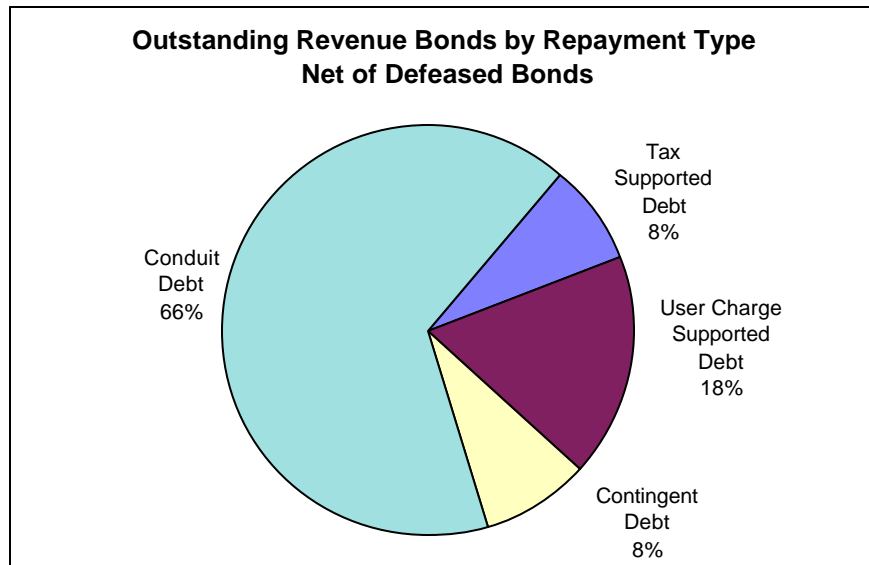
TRI-COUNTY RIVER VALLEY DEVELOPMENT AUTHORITY – The Authority is authorized per 70 ILCS 525/2007 to issue bonds in an aggregate amount not to exceed \$100 million, for the purpose of developing, constructing, acquiring, or improving projects including those established by business entities locating or expanding property within the territorial jurisdiction of the Authority, for entering into venture capital agreements with businesses locating or expanding within the territorial jurisdiction of the Authority, for acquiring and improving any property necessary and useful in connection therewith and for the purposes of the Employee Ownership Assistance Act.

JOLIET ARSENAL DEVELOPMENT AUTHORITY – The Authority is authorized per 70 ILCS 508/35 to issue bonds, notes or other evidences of indebtedness in an aggregate amount not to exceed \$100 million for the purpose of developing, constructing, acquiring, or improving projects, including those established by business entities locating or expanding property with the territorial jurisdiction of the Authority, for entering into venture capital agreements with businesses locating or expanding within the territorial jurisdiction of the Authority, for acquiring and improving any property necessary and useful in connection therewith, and for the purposes of the Employee Ownership Assistance Act.

APPENDIX F

Revenue Bond Issues By Agency

As of June 30, 2003



STATE OF ILLINOIS
REVENUE BOND ISSUES BY AGENCY
AS OF JUNE 30, 2003
(IN THOUSANDS \$)

Exhibit V

BOND ISSUE	DATE		INTEREST RATES	AMOUNT OF ORIGINAL ISSUE	PRINCIPAL OUTSTANDING JUNE 30, 2003	FUTURE INTEREST PAYMENTS
	DATED	MATURITY				
TAX SUPPORTED DEBT:						
REGIONAL TRANSPORTATION AUTHORITY						
Series 1992 A.....	6-1-92	6-1-12	5.3% to 9.%	\$ 188,000	\$ 53,635	\$ 21,951
Series 1993 A.....	5-1-93	6-1-03	4.2% to 5.85%	55,000	---	---
Series 1994 A.....	5-1-94	6-1-17	3.75% to 8.%	195,000	25,630	19,533
Series 1994 C.....	11-1-94	6-1-20	5.3% to 7.75%	62,000	34,535	28,933
Series 1999.....	8-1-99	6-1-25	5.0% to 6.0%	298,725	291,955	241,739
Series 2000 A.....	6-1-00	7-1-30	5.75 to 6.5%	260,000	256,370	289,023
Series 2001 B.....	2-1-01	6-1-23	4.0% to 5.5%	37,715	37,220	27,267
Series 2001 A.....	3-15-01	7-1-31	5.0% to 6.25%	100,000	98,600	106,086
Series 2002 A.....	3-15-02	7-1-32	5.0% to 6.0%	160,000	160,000	180,172
Series 2003 A.....	4-1-03	7-1-33	2.0% to 6.0%	260,000	260,000	296,024
				\$ 1,616,440	\$ 1,217,945	\$ 1,210,728
Advanced Refunded:						
Series 1993 A.....	5-1-93	6-1-03	5.7% to 5.8%	\$ 9,720	\$ ---	\$ ---
Series 1993 AA.....	5-1-93	6-1-03	5.3% to 5.85%	37,750	---	---
Series 1994 A.....	5-1-94	6-1-04	5.9% to 6.3%	142,615	142,615	8,868
Series 1994 C.....	11-1-94	6-1-04	7.1%	21,955	21,955	1,559
				\$ 212,040	\$ 164,570	\$ 10,427
TOTAL REGIONAL TRANSPORTATION AUTHORITY				\$ 1,828,480	\$ 1,382,515	\$ 1,221,155
METROPOLITAN PIER AND EXPOSITION AUTHORITY						
Series 1986 A.....	12-1-86	12-1-02	3.75% to 6.5%	\$ 26,190	\$ ---	\$ ---
Series 1992.....	3-1-92	6-1-10	4.0% to 6.75%	182,120	115,880	32,886
Series 1995.....	7-1-95	6-1-11	4.3% to 6.25%	54,140	27,260	7,208
Series 1997.....	6-1-97	6-1-14	4.0% to 5.375%	95,665	94,295	46,495
Series 2002.....	12-1-02	6-1-15	5.375%	17,965	17,965	10,202
				\$ 376,080	\$ 255,400	\$ 96,791

STATE OF ILLINOIS
REVENUE BOND ISSUES BY AGENCY
AS OF JUNE 30, 2003
(IN THOUSANDS \$)

Exhibit V

BOND ISSUE	DATE		INTEREST RATES	AMOUNT OF ORIGINAL ISSUE	PRINCIPAL OUTSTANDING JUNE 30, 2003	FUTURE INTEREST PAYMENTS
	DATED	MATURITY				
TAX SUPPORTED DEBT: (Cont.)						
METROPOLITAN PIER AND EXPOSITION AUTHORITY (Cont.)						
Advanced Refunded:						
Series 1986 A.....	12-1-86	12-1-02	5.375%	\$ 26,190	\$ ---	\$ -- --
				<u>\$ 26,190</u>	<u>\$ ---</u>	<u>\$ -- --</u>
TOTAL METROPOLITAN PIER AND EXPOSITION AUTHORITY				<u>\$ 402,270</u>	<u>\$ 255,400</u>	<u>\$ 96,791</u>
ILLINOIS SPORTS FACILITIES AUTHORITY						
Series 1999.....	6-1-99	6-15-10	4. % to 5. %	\$ 103,755	\$ 71,685	\$ 14,787
Series 2001.....	10-12-01	6-15-32	5. %	187,835	187,835	265,775
Series 2001.....	10-12-01	6-15-26	Accreted Bonds (a)	69,996	78,395	207,915
Series 2001.....	10-12-01	6-15-30	Accreted Bonds (b)	141,167	154,510	284,622
TOTAL ILLINOIS SPORTS FACILITIES AUTHORITY				<u>\$ 502,753</u>	<u>\$ 492,425</u>	<u>\$ 773,099</u>
<p>(a) The Accreted Value of each Capital Appreciation Bond will be an amount equal to the original reoffering price compounded semiannually to yield \$5,000 at maturity. No periodic interest will be paid to the owners; but, the bonds will accrete in value as long as they are outstanding.</p> <p>(b) The Accreted Value of each Conversion Bond will be an amount equal to the original reoffering price compounded semiannually to yield \$5,000 at the current interest conversion date, on or after the conversion date the conversion bonds will bear interest on the amount due at maturity, which is the original principal plus accreted interest. The conversion interest rates are from 4.5% to 5.5%.</p>						
OTHER LONG TERM OBLIGATIONS -						
GOVERNOR'S OFFICE OF MANAGEMENT AND BUDGET						
Certificates of Participation:						
Series 1995 A..... Department of Corrections	10-15-95	7-1-17	4.15% to 5.8%	\$ 21,040	\$ 17,195	\$ 8,328
Series 1996 A..... Department of Corrections	5-1-96	7-1-17	4.7% to 6.375%	17,715	14,880	7,957
TOTAL GOVERNOR'S OFFICE OF MANAGEMENT AND BUDGET				<u>\$ 38,755</u>	<u>\$ 32,075</u>	<u>\$ 16,285</u>

STATE OF ILLINOIS
REVENUE BOND ISSUES BY AGENCY
AS OF JUNE 30, 2003
(IN THOUSANDS \$)

Exhibit V

BOND ISSUE	DATE		INTEREST RATES	AMOUNT OF ORIGINAL ISSUE	PRINCIPAL OUTSTANDING JUNE 30, 2003	FUTURE INTEREST PAYMENTS
	DATED	MATURITY				
TAX SUPPORTED DEBT: (Cont.)						
OTHER LONG TERM OBLIGATIONS - (Cont.)						
DEPARTMENT OF CENTRAL MANAGEMENT SERVICES						
Certificates of Participation:						
Series 1994 A..... Various State Agencies	9-15-94	7-1-06	4.6% to 6.0%	\$ 11,650	\$ 5,695	\$ 759
Series 1994 B..... Various State Agencies	12-15-94	7-1-06	5.25% to 6.4%	7,615	4,005	579
Series 1996..... Department of Public Aid	2-1-96	7-1-17	4.0% to 5.65%	19,430	16,180	7,630
Series 1999..... IL Student Assistance Commission	6-1-99	7-20-13	4.5% to 5.25%	19,240	14,940 ^	4,471
				\$ 57,935	\$ 40,820	\$ 13,439
City of Collinsville:						
Series 1995.....	7-1-95	11-1-05	4.0% to 5.25%	\$ 9,850	\$ 3,465 *	\$ 273
				\$ 9,850	\$ 3,465	\$ 273
TOTAL DEPARTMENT OF CENTRAL MANAGEMENT SERVICES				\$ 67,785	\$ 44,285	\$ 13,712

^ The amounts presented differ from the maturity schedules due to early payment of the July 1, 2003 principal and interest payments.

* The amounts presented differ from the maturity schedules due to the following: Principal and interest balances, at June 30, 2003, have been adjusted to conform with the State's lease agreement with the City of Collinsville. The lease requires the State to pay on each November 2 an amount equal to the interest due on the following May 1 plus an amount equal to one-half the principal due on the following November 1. In addition, on each May 2 the State must pay an amount equal to the interest plus an amount equal to one-half the principal due on the following November 1.

DEPARTMENT OF COMMERCE AND ECONOMIC OPPORTUNITY, for the various Metropolitan Exposition, Auditorium and Office Building Authorities, as follows:

Advance Refunded Bonds:

DeKalb						
Series 1983 A.....	11-21-83	10-1-03	10.85%	\$ 2,125	\$ 425	\$ 23
Joliet						
Series 1983.....	4-1-83	4-1-03	8.75% to 10.25%	6,000	-- --	-- --
TOTAL DEPARTMENT OF COMMERCE AND ECONOMIC OPPORTUNITY				\$ 8,125	\$ 425	\$ 23

STATE OF ILLINOIS
REVENUE BOND ISSUES BY AGENCY
AS OF JUNE 30, 2003
(IN THOUSANDS \$)

Exhibit V

BOND ISSUE	DATE		INTEREST RATES	AMOUNT OF ORIGINAL ISSUE	PRINCIPAL OUTSTANDING JUNE 30, 2003	FUTURE INTEREST PAYMENTS
	DATED	MATURITY				
TAX SUPPORTED DEBT: (Cont.)						
OTHER LONG TERM OBLIGATIONS - (Cont.)						
DEPARTMENT OF ENVIRONMENTAL PROTECTION AGENCY						
Certificates of Participation:						
Series 1996..... Environmental Protection Agency	4-1-96	7-1-17	4.1% to 6.2%	\$ 33,150	\$ 27,675	\$ 14,422
TOTAL DEPARTMENT OF ENVIRONMENTAL PROTECTION AGENCY				<u>\$ 33,150</u>	<u>\$ 27,675</u>	<u>\$ 14,422</u>
ILLINOIS DEPARTMENT OF TRANSPORTATION						
Springfield Airport Authority:						
Revenue Bonds:						
Series 1978.....	5-12-78	4-1-03	5.2% to 6.602%	\$ 2,725	\$ ---	\$ ---
				<u>\$ 2,725</u>	<u>\$ ---</u>	<u>\$ ---</u>
Certificates of Participation:						
Series 1999..... IDOT Dist. 1 Headquarters	11-1-99	6-30-19	3.9% to 5.85%	\$ 34,155	\$ 30,150	\$ 16,313
				<u>\$ 34,155</u>	<u>\$ 30,150</u>	<u>\$ 16,313</u>
TOTAL ILLINOIS DEPARTMENT OF TRANSPORTATION				<u>\$ 36,880</u>	<u>\$ 30,150</u>	<u>\$ 16,313</u>
EASTERN ILLINOIS UNIVERSITY						
Certificates of Participation:						
Series 2001.....	10-15-01	8-15-11	2.35% to 5.25%	\$ 10,775	\$ 10,125	\$ 2,288
TOTAL EASTERN ILLINOIS UNIVERSITY				<u>\$ 10,775</u>	<u>\$ 10,125</u>	<u>\$ 2,288</u>
GOVERNORS STATE UNIVERSITY (a)						
Certificates of Participation:						
Series 1998.....	8-15-98	2-1-22	4.7% to 5.125%	\$ 2,280	\$ 2,150	\$ 1,244
TOTAL GOVERNORS STATE UNIVERSITY				<u>\$ 2,280</u>	<u>\$ 2,150</u>	<u>\$ 1,244</u>

(a) The Certificates of Participation are paid predominately from annual State appropriations to the Governors State University; however, a portion of the repayments are to be paid from locally held funds of the University.

STATE OF ILLINOIS
REVENUE BOND ISSUES BY AGENCY
AS OF JUNE 30, 2003
(IN THOUSANDS \$)

Exhibit V

BOND ISSUE	DATE		INTEREST RATES	AMOUNT OF ORIGINAL ISSUE	PRINCIPAL OUTSTANDING JUNE 30, 2003	FUTURE INTEREST PAYMENTS
	DATED	MATURITY				
TAX SUPPORTED DEBT: (Cont.)						
OTHER LONG TERM OBLIGATIONS - (Cont.)						
NORTHERN ILLINOIS UNIVERSITY (a)						
Certificates of Participation:						
Series 1993.....	8-15-93	9-1-16	2.95% to 5.4%	\$ 8,485	\$ 6,480	\$ 2,975
Series 1997.....	6-1-97	4-1-04	4% to 4.875%	3,080	530	26
TOTAL NORTHERN ILLINOIS UNIVERSITY				<u>\$ 11,565</u>	<u>\$ 7,010</u>	<u>\$ 3,001</u>
(a) The Certificates of Participation are paid predominately from annual State appropriations to the Northern Illinois University; however, a portion of the repayments are to be paid from locally held funds of the University.						
SOUTHERN ILLINOIS UNIVERSITY (a)						
Certificates of Participation:						
Series 2002.....	5-1-02	8-15-12	3.25% to 4.4%	\$ 4,180	\$ 4,180	\$ 901
TOTAL SOUTHERN ILLINOIS UNIVERSITY				<u>\$ 4,180</u>	<u>\$ 4,180</u>	<u>\$ 901</u>
(a) The Certificates of Participation are paid predominately from annual State appropriations to the Southern Illinois University; however, a portion of the repayments are to be paid from locally held funds of the University.						
UNIVERSITY OF ILLINOIS (a)						
Certificates of Participation:						
Series 1995.....	4-1-95	4-1-05	4.1% to 5.4%	\$ 29,860	\$ 9,480	\$ 763
Series 1997.....	9-15-97	8-15-09	4% to 5.75%	45,975	32,200	6,726
Series 1999.....	8-15-99	8-15-16	4.1% to 5.25%	78,470	71,620	29,031
Series 2001.....	4-1-01	10-1-12	3.75% to 5.375%	107,850	107,850	30,018
Series 2001 A.....	9-19-01	8-15-21	5% to 5.5%	74,080	74,080	57,029
Series 2001 B.....	12-1-01	8-15-21	5% to 5.5%	56,900	56,900	43,307
Series 2003.....	3-1-03	9-1-22	2% to 5.25%	25,200	25,200	13,717
TOTAL UNIVERSITY OF ILLINOIS				<u>\$ 418,335</u>	<u>\$ 377,330</u>	<u>\$ 180,591</u>
TOTAL TAX SUPPORTED DEBT				<u>\$ 3,365,333</u>	<u>\$ 2,665,745</u>	<u>\$ 2,339,825</u>

(a) The Certificates of Participation are paid from annual State appropriations to the University of Illinois; and locally held funds of the University.

STATE OF ILLINOIS
REVENUE BOND ISSUES BY AGENCY
AS OF JUNE 30, 2003
(IN THOUSANDS \$)

Exhibit V

BOND ISSUE	DATE		INTEREST RATES	AMOUNT OF ORIGINAL ISSUE	PRINCIPAL OUTSTANDING JUNE 30, 2003	FUTURE INTEREST PAYMENTS
	DATED	MATURITY				
USER CHARGE SUPPORTED DEBT:						
ILLINOIS RURAL BOND BANK						
Revenue Bonds:						
Series 1990 A.....	12-1-90	2-1-11	6.0% to 7.2%	\$ 3,515	\$ 755	\$ 251
Series 1991 A.....	4-15-91	2-1-21	5.25% to 7.3%	3,240	975	709
Series 1991 B.....	12-1-91	2-1-18	4.7% to 6.95%	4,710	450	434
Series 1992 A.....	5-1-92	2-1-12	3.7% to 6.625%	8,915	2,255	886
Series 1992 B.....	12-1-92	2-1-18	4.0% to 6.75%	4,975	2,470	1,247
Series 1993 A.....	5-1-93	2-1-18	3.0% to 6.0%	2,750	1,295	626
Series 1993 B.....	12-1-93	2-1-16	3.75% to 5.75%	9,450	3,915	1,448
Series 1994 A.....	5-1-94	2-1-19	4.0% to 6.375%	5,005	3,255	1,546
Series 1994 B.....	12-1-94	2-1-15	5.1% to 7.0%	2,440	1,740	749
Series 1995 A.....	5-1-95	2-1-16	4.4% to 6.1%	1,700	1,220	532
Series 1995 B.....	6-1-95	2-1-15	4.9% to 6.1%	590	480	224
Series 1995 C.....	12-1-95	2-1-25	3.85% to 5.625%	1,950	1,690	1,281
Series 1996 A.....	6-1-96	2-1-21	4.15% to 6.25%	2,425	1,280	838
Series 1996 C.....	12-1-96	2-1-27	4.1% to 5.65%	3,765	2,680	1,487
Series 1997 A.....	6-1-97	2-1-23	4.4% to 5.8%	6,285	5,080	2,536
Series 1997 B.....	12-1-97	2-1-23	4.05% to 5.35%	2,935	2,395	1,064
Series 1998 A.....	6-1-98	2-1-24	3.8% to 5.32%	9,940	7,580	3,085
Series 1998 B.....	12-1-98	2-1-24	3.5% to 5.15%	3,710	3,090	1,479
Series 1999 A.....	6-1-99	2-1-29	3.45% to 5.5%	2,520	2,225	1,455
Series 1999 B.....	9-1-99	2-1-19	3.7% to 5.75%	4,520	3,190	1,005
Series 2000 A.....	6-1-00	2-1-31	4.65% to 6.0%	5,145	4,945	4,315
Series 2000 B.....	12-1-00	2-1-25	4.4% to 5.55%	735	695	451
Series 2001 A.....	7-17-01	2-1-24	3.0% to 5.05%	3,625	3,265	1,398
Series 2001 B.....	12-1-01	2-1-31	2.55% to 5.35%	5,545	5,370	3,366
Series 2002 A.....	6-1-02	2-1-22	1.6% to 5.2%	1,180	1,150	416
				\$ 101,570	\$ 63,445	\$ 32,828

STATE OF ILLINOIS
REVENUE BOND ISSUES BY AGENCY
AS OF JUNE 30, 2003
(IN THOUSANDS \$)

Exhibit V

BOND ISSUE	DATE		INTEREST RATES	AMOUNT OF ORIGINAL ISSUE	PRINCIPAL OUTSTANDING JUNE 30, 2003	FUTURE INTEREST PAYMENTS
	DATED	MATURITY				
USER CHARGE SUPPORTED DEBT: (Cont.)						
ILLINOIS RURAL BOND BANK (Cont.)						
Construction Notes:						
Series 2001.....	9-1-01	9-1-02	3.75%	\$ 12,000	\$ ---	\$ ---
Series 2002.....	7-15-02	7-15-03	3.0%	10,500	10,500	158
Series 2003.....	6-1-03	6-1-04	2.0%	7,500	7,500	150
				\$ 30,000	\$ 18,000	\$ 308
TOTAL ILLINOIS RURAL BOND BANK				\$ 131,570	\$ 81,445	\$ 33,136
ILLINOIS HOUSING DEVELOPMENT AUTHORITY						
Housing Development Bonds:						
Series 1993 A.....	11-1-93	7-1-18	3.1% to 6.0%	\$ 103,710	\$ 56,505	\$ 31,030
Multi-Family Housing Bonds:						
Series 1979 B.....	11-1-79	7-1-23	6.0% to 8.4%	67,860	275	307
Series 1982 B.....	7-1-82	7-1-26	7.0% to 13.125%	64,260	18,840	14,146
Series 1982 C.....	12-1-82	7-1-25	5.0% to 10.625%	72,090	29,705	25,988
Series 1983 A.....	11-15-83	7-1-25	Accreted Bonds (a)	4,250	13,522	32,420
Series 1991 A.....	4-2-91	7-1-16	7.5% to 8.25%	76,100	62,325	42,282
Series 1991 C.....	5-1-91	7-1-23	5.0% to 7.4%	143,170	8,180	2,909
Series 1992 A.....	3-1-92	7-1-26	4.2% to 7.1%	53,560	37,950	32,062
Series 1993 A.....	9-1-93	7-1-25	6.05% to 6.125%	42,935	42,935	30,606
Series 1993 C.....	11-1-93	7-1-28	5.8% to 6.1%	12,010	12,010	11,790
Series 1994 A.....	11-1-94	7-1-17	4.75% to 7.375%	34,445	3,480	486
Series 1994 B.....	11-1-94	7-1-20	4.85% to 7.6%	23,180	305	43
Taxable Multi-Family Housing Bonds:						
Series 1993 B.....	7-1-93	7-1-03	5.625% to 6.85%	6,785	880	30
Series 1993 D.....	11-1-93	7-1-03	6.8%	1,385	130	4
Residential Mortgage Revenue Bonds:						
Series 1983 A.....	8-1-83	2-1-15	Accreted Bonds (b)	6,025	1	4
Series 1983 B.....	12-1-83	2-1-15	Accreted Bonds (b)	12,650	1	4
Series 1984 B.....	11-1-84	2-1-16	Accreted Bonds (c)	11,699	1	4

STATE OF ILLINOIS
REVENUE BOND ISSUES BY AGENCY
AS OF JUNE 30, 2003
(IN THOUSANDS \$)

Exhibit V

BOND ISSUE	DATE		INTEREST RATES		AMOUNT OF ORIGINAL ISSUE	PRINCIPAL OUTSTANDING JUNE 30, 2003	FUTURE INTEREST PAYMENTS
	DATED	MATURITY					
USER CHARGE SUPPORTED DEBT: (Cont.)							
ILLINOIS HOUSING DEVELOPMENT AUTHORITY (Cont.)							
Residential Mortgage Revenue Bonds: (Cont.)							
Series 1985 A.....	11-13-85	2-1-17	Accreted Bonds	(b)	\$ 13,820	\$ 1	\$ 4
Series 1987 A.....	1-1-87	8-1-02	4.375% to 7.0%		51,825	-- --	-- --
Series 1987 B.....	5-1-87	8-1-17	5.875% to 8.875%		30,030	100	93
Series 1987 C.....	7-1-87	8-1-17	5.3% to 8.125%		71,620	100	83
Series 1987 D.....	10-1-87	2-1-19	6.5% to 9.25%		40,000	100	125
Series 1988 A.....	8-1-88	8-1-02	6.0% to 8.3%		32,275	-- --	-- --
Series 1988 B.....	8-1-88	8-1-02	5.8% to 8.1%		21,925	-- --	-- --
Series 1988 C.....	10-1-88	2-1-22	6.3% to 8.1%		200,000	5	1
Series 1993 A.....	11-1-93	2-1-24	5.0% to 5.9%		15,515	980	1,214
Series 1993 B.....	11-1-93	8-1-17	3.6% to 5.7%		26,695	9,720	3,182
Fixed Rate Housing Bonds:							
Series 1984 A.....	9-12-84	9-1-21	7.25%		11,400	8,585	7,193
Series 1984 D.....	9-12-84	9-1-15	7.25%		5,000	1,935	1,051
					\$ 1,256,219	\$ 308,571	\$ 237,061
Advance Refunded Bonds:							
Multi-Family Housing Bonds:							
Series 1981 A.....	1-1-81	7-1-23	7.0% to 10.8%		\$ 74,865	\$ 22,040	\$ 29,053
Insured Mortgage Housing Development Bonds:							
Series 1976 A.....	9-1-76	12-1-16	6.75%		7,630	4,930	2,676
					\$ 82,495	\$ 26,970	\$ 31,729
TOTAL ILLINOIS HOUSING DEVELOPMENT AUTHORITY					\$ 1,338,714	\$ 335,541	\$ 268,790

- (a) Capital Appreciation Term Bonds issued at \$5,000 principal amount are subject to mandatory redemption at appreciated principal amount plus accrued interest from the immediately preceding interest payment date.
- (b) The Accreted Value of each Capital Appreciation Bond will be an amount equal to the original reoffering price compounded semiannually at the original issue yield to maturity from the date of delivery. The Capital Appreciation Bonds have a maturity value of \$5,000 per \$180, \$193, and \$190.27 initial offering price for the Series 1983-A, 1983-B, and 1985-A, respectively. No periodic interest will be paid to the owners, but will accrete in value while the bond is outstanding.

STATE OF ILLINOIS
REVENUE BOND ISSUES BY AGENCY
AS OF JUNE 30, 2003
(IN THOUSANDS \$)

Exhibit V

BOND ISSUE	DATE		INTEREST RATES	AMOUNT OF ORIGINAL ISSUE	PRINCIPAL OUTSTANDING JUNE 30, 2003	FUTURE INTEREST PAYMENTS
	DATED	MATURITY				

USER CHARGE SUPPORTED DEBT: (Cont.)

ILLINOIS HOUSING DEVELOPMENT AUTHORITY (Cont.)

(c) The Capital Appreciation Bonds are composed of serial and term appreciation bonds. The accreted value of the bonds will be an amount equal to the original reoffering price compounded semiannually at the original issue yield to maturity from the date of delivery. The Capital Appreciation Bonds have a maturity of \$5,000 per \$846 thru \$1,649 initial offering price for the serial bonds and a maturity value of \$5,000 per \$166 initial offering price for the term bonds. No periodic interest will be paid to the owners, but will accrete in value while the bond is outstanding.

ILLINOIS STUDENT ASSISTANCE COMMISSION

Illinois Designated Account Purchase Program:

Series 1989 J-K.....	12-15-89	4-1-03	6.25% to 7.4%	\$	67,570	\$	---	\$	---
Series 1990 B.....	6-12-90	5-1-10	Variable	(a)	60,000		60,000		690
Series 1991 L.....	2-1-91	4-1-03	6.5% to 7.125%		33,200		---		---
Series 1992 M.....	1-1-92	4-1-03	5.2% to 6.6%		58,690		---		---
Series 1992 AA, BB, CC.....	12-1-92	3-1-15	5.05% to 6.875%		108,270		57,835		26,668
Series 1992 C.....	12-18-92	4-24-03	Variable	(a)	50,000		---		---
Series 1993 D.....	9-22-93	9-1-23	Variable	(a)	50,000		50,000		11,596
Series 1994 N.....	2-15-94	3-1-04	3.9% to 4.9%		1,000		140		7
Series 1994 DD.....	2-16-94	3-1-06	Variable	(b)	65,000		65,000		1,409
Series 1994 EE.....	2-16-94	3-1-04	4.6% to 5.2%		39,860		7,400		385
Series 1994 FF.....	2-16-94	3-1-06	5.6% to 5.7%		30,000		30,000		4,098
Series 1995 O.....	1-15-95	3-1-05	5.45% to 6.5%		2,045		355		35
Series 1995 GG.....	2-28-95	3-1-05	Variable	(b)	47,650		47,650		464
Series 1995 HH.....	11-29-95	3-1-25	Variable	(b)	45,000		45,000		11,213
Series 1995 II.....	11-29-95	3-1-25	Variable	(b)	20,000		20,000		4,986
Series 1996 A.....	2-28-96	3-1-06	Variable	(a)	49,900		44,700		425
Series 1996 B.....	2-28-96	3-1-16	Variable	(a)	15,100		15,100		174
Series 1997 JJ.....	1-30-97	3-1-26	Variable	(b)	60,000		60,000		15,640
Series 1997 KK.....	1-30-97	3-1-06	Variable	(b)	40,900		40,900		1,084
Series 1997 A.....	2-26-97	9-1-31	Variable	(a)	33,700		28,500		271
Series 1997 B.....	2-26-97	9-1-31	Variable	(a)	30,000		30,000		345
Series 1997 LL.....	5-1-97	3-1-07	5.75%		3,365		3,365		774

STATE OF ILLINOIS
REVENUE BOND ISSUES BY AGENCY
AS OF JUNE 30, 2003
(IN THOUSANDS \$)

Exhibit V

BOND ISSUE	DATE		INTEREST RATES		AMOUNT OF ORIGINAL ISSUE	PRINCIPAL OUTSTANDING JUNE 30, 2003	FUTURE INTEREST PAYMENTS
	DATED	MATURITY					
USER CHARGE SUPPORTED DEBT: (Cont.)							
ILLINOIS STUDENT ASSISTANCE COMMISSION (Cont.)							
Illinois Designated Account Purchase Program: (Cont.)							
Series 1998 A.....	2-25-98	9-1-32	Variable	(a)	\$ 24,000	\$ 18,700	\$ 178
Series 1998 B.....	2-25-98	9-1-32	Variable	(a)	36,000	36,000	414
Series 1998 MM.....	5-28-98	3-1-28	Variable	(b)	50,000	50,000	14,375
Series 1998 NN.....	5-28-98	3-1-28	Variable	(b)	40,000	40,000	11,347
Series 1998 OO.....	5-28-98	3-1-28	Variable	(b)	10,300	10,300	2,414
Series 1999 QQ.....	2-1-99	9-1-02	3.25% to 3.75%		11,110	-- --	-- --
Series 1999 RR.....	2-1-99	9-1-06	4.0% to 4.25%		23,440	23,440	1,519
Series 1999 PP.....	2-18-99	9-1-29	Variable	(b)	65,450	65,450	19,695
Series 1999 A.....	12-9-99	9-1-34	Variable	(a)	35,000	35,000	10,363
Series 1999 B.....	12-9-99	9-1-34	Variable	(a)	65,000	65,000	23,297
Series 2000 SS.....	2-23-00	9-1-35	Variable	(b)	65,000	65,000	24,045
Series 2000 TT.....	2-15-00	9-1-02	4.1% to 4.9%		13,690	-- --	-- --
Series 2000 UU.....	2-15-00	9-1-08	5.15% to 5.6%		21,100	21,100	2,370
Series 2000 WW.....	11-15-00	9-1-02	4.5%		12,480	-- --	-- --
Series 2000 XX.....	11-15-00	9-1-08	4.8% to 5.1%		17,000	17,000	1,972
Series 2000 VV-I.....	12-6-00	9-1-35	Variable	(b)	40,550	40,550	15,000
Series 2000 VV-II.....	12-6-00	9-1-35	Variable	(b)	40,000	40,000	14,797
Series 2000 VV-III.....	12-6-00	9-1-35	Variable	(b)	40,000	40,000	14,797
Series 2001 YY-I.....	8-10-01	3-1-41	Variable	(b)	75,000	75,000	33,350
Series 2001 YY-II.....	8-10-01	3-1-41	Variable	(b)	75,000	75,000	33,350
Series 2001 YY-III.....	8-10-01	3-1-41	Variable	(b)	50,000	50,000	22,233
Series 2001 A1.....	1-9-02	9-1-36	Variable	(e)	33,600	33,600	2,180
Series 2001 B1.....	1-9-02	9-1-36	Variable	(e)	53,200	53,200	20,291
Series 2001 B2.....	1-9-02	9-1-36	Variable	(e)	53,200	53,200	20,291
Series 2001 B3.....	1-9-02	9-1-36	Variable	(e)	55,000	55,000	20,978
Series 2001 B4.....	1-9-02	9-1-36	Variable	(e)	55,000	55,000	20,978
Series 2002 I1.....	8-20-02	3-1-42	Variable	(e)	70,000	70,000	30,708

STATE OF ILLINOIS
REVENUE BOND ISSUES BY AGENCY
AS OF JUNE 30, 2003
(IN THOUSANDS \$)

Exhibit V

BOND ISSUE	DATE		INTEREST RATES		AMOUNT OF ORIGINAL ISSUE	PRINCIPAL OUTSTANDING JUNE 30, 2003	FUTURE INTEREST PAYMENTS
	DATED	MATURITY					
USER CHARGE SUPPORTED DEBT: (Cont.)							
ILLINOIS STUDENT ASSISTANCE COMMISSION (Cont.)							
Illinois Designated Account Purchase Program: (Cont.)							
Series 2002 I2.....	8-20-02	3-1-42	Variable	(e)	\$ 70,000	\$ 70,000	\$ 30,708
Series 2002 I3.....	8-20-02	3-1-42	Variable	(e)	70,000	70,000	30,708
Series 2002 II.....	8-20-02	3-1-42	Variable	(e)	40,000	40,000	17,547
Series 2003 A1.....	5-1-03	3-1-38	Variable	(f)	19,000	19,000	6,257
Series 2003 B1.....	5-1-03	3-1-38	Variable	(f)	56,500	56,500	22,176
Series 2003 B2.....	5-1-03	3-1-38	Variable	(f)	56,500	56,500	22,176
Series 2003 B3.....	5-1-03	3-1-38	Variable	(f)	67,500	67,500	26,494
Series 2003 B4.....	5-1-03	3-1-38	Variable	(f)	67,500	67,500	26,494
Series 2003 B5.....	5-1-03	3-1-38	Variable	(f)	33,000	33,000	12,954
Taxable Education Loan Revenue Notes:							
Series 1.....	12-12-95	3-1-11	Variable	(c)	30,000	30,000	2,645
Series 2.....	12-12-95	3-1-11	Variable	(d)	20,000	20,000	1,840
Series 3.....	12-5-97	3-1-13	Variable	(c)	60,000	60,000	6,670
Series 4.....	1-15-99	3-1-30	Variable	(c)	105,000	105,000	32,200
Series 5.....	9-26-00	3-1-34	Variable	(c)	64,900	64,900	22,888
Series 6.....	9-26-00	3-1-34	Variable	(c)	10,100	10,100	2,942
Series 7 A.....	11-17-00	3-1-34	Variable	(c)	80,000	80,000	29,593
Series 7 B.....	11-17-00	3-1-34	Variable	(c)	80,000	80,000	29,593
Series 7 C.....	11-17-00	3-1-34	Variable	(c)	80,000	80,000	29,593
Series 8.....	11-17-00	3-1-34	Variable	(c)	10,000	10,000	3,699
Series 9 A.....	9-28-01	3-1-35	Variable	(c)	90,000	90,000	32,775
Series 9 B.....	9-28-01	3-1-35	Variable	(c)	90,000	90,000	32,775
Series 10.....	9-28-01	3-1-35	Variable	(c)	20,000	20,000	7,283
Series 11 A.....	11-19-02	3-1-35	Variable	(c)	95,000	95,000	34,604
Series 11 B.....	11-19-02	3-1-35	Variable	(c)	95,000	95,000	34,588
Series 12.....	11-19-02	3-1-35	Variable	(c)	10,000	10,000	3,642
TOTAL ILLINOIS STUDENT ASSISTANCE COMMISSION					<u>\$ 3,461,370</u>	<u>\$ 3,113,485</u>	<u>\$ 944,050</u>

STATE OF ILLINOIS
REVENUE BOND ISSUES BY AGENCY
AS OF JUNE 30, 2003
(IN THOUSANDS \$)

Exhibit V

BOND ISSUE	DATE		INTEREST RATES	AMOUNT OF ORIGINAL ISSUE	PRINCIPAL OUTSTANDING JUNE 30, 2003	FUTURE INTEREST PAYMENTS
	DATED	MATURITY				

USER CHARGE SUPPORTED DEBT: (Cont.)

ILLINOIS STUDENT ASSISTANCE COMMISSION (Cont.)

- (a) These bonds are demand bonds and may be called at anytime. Interest rate is the rate determined by the remarketing agent which would enable the bonds to be sold at a price equal to the principal amount based on the last callable date, however, not to exceed 18% per annum for the Series 1990B and Series 1992C bonds, 15% per annum for the Series 1993D, Series 1996B, Series 1997B, and Series 1998B bonds and 12% per annum for the Series 1996A, Series 1997A, Series 1998A, Series 1999A and Series 1999B bonds. The interest rates in effect as of 6/30/03 was 2% for Series 1990B, 2% for Series 1993D, 1.55% for Series 1996A, 2% for Series 1996B, 1.55% for Series 1997A, 2% for Series 1997B, 1.55% for Series 1998A, 2% for Series 1998B, 1.55% for Series 1999A, and 2% for Series 1999B. Future interest payments for the 1990B, 1996A, 1996B, 1997A, 1997B, 1998A and 1998B bonds is the amount payable at current interest rates due at June 30, 2003. Future interest payment for the 1993D, 1999A and 1999B bonds is the total future interest payments at current interest rates due thru 2024, 2035 and 2035 respectively, as there are irrevocable letters of credit that enable IDAPP to resell the "puts" in order repay the amounts drawn.
- (b) These issues are issued as Auction Rate Certificates (ARCs). On each Auction Date, the Auction Agent will determine the applicable ARCs rate using the Auction procedures. They carry a maximum rate of 17% per annum. The interest rates in effect at 6/30/03 were used in the calculation of future interest payments.
- (c) Interest rate on the ARS is equal to the annual rate of interest that results from the implementation of the Auction Procedures unless the Auction Rate exceeds the maximum rate of 16% per annum, in which case the rate of interest on the ARS shall be the maximum rate, or unless the maximum rate shall actually be lower than the All Hold Rate, in which case the rate of interest shall be the maximum rate. The interest rate in effect at 6/30/03 were used in the calculation of the future interest payments.
- (d) Interest rate on the LIBOR Rate Notes is determined by the Calculation Agent, however, not to exceed the maximum rate of 16% per annum. The interest rates in effect at 6/30/03 were used in the calculation of future interest payments.
- (e) These issues are issued as Reset Auction Mode Securities (RAMS). On each Auction Date, the Auction Agent will determine the applicable (RAMS) rate using the Auction procedures. They carry a maximum rate of 17% per annum. The interest rates in effect at 6/30/03 were used in the calculation of future interest payments.
- (f) These issues are issued as Auction Rate Certificates (ARCs). On each Auction Date, the Auction Agent will determine the applicable ARCs rate using the Auction procedures. The Series A carry a maximum rate of 14% per annum and Series B carries a maximum rate of 17% per annum. The interest rates in effect at 6/30/03 were used in the calculation of the future interest payments.

STATE OF ILLINOIS
REVENUE BOND ISSUES BY AGENCY
AS OF JUNE 30, 2003
(IN THOUSANDS \$)

Exhibit V

BOND ISSUE	DATE		INTEREST RATES		AMOUNT OF ORIGINAL ISSUE	PRINCIPAL OUTSTANDING JUNE 30, 2003	FUTURE INTEREST PAYMENTS
	DATED	MATURITY					
USER CHARGE SUPPORTED DEBT: (Cont.)							
ILLINOIS STATE TOLL HIGHWAY AUTHORITY							
Series 1992 A.....	9-1-92	1-1-12	6.3%		\$ 100,665	\$ 100,665	\$ 54,003
Series 1993 A.....	3-1-93	1-1-05	2.4% to 5.5%		209,145	58,365	3,516
Series 1993 B.....	3-24-93	1-1-10	Variable	(a)	178,200	178,200	45,343
Series 1996 A.....	9-1-96	1-1-09	4.7% to 6.0%		148,285	82,005	17,388
Series 1998 A.....	12-1-98	1-1-16	4.0% to 5.5%		202,035	199,695	119,218
Series 1998 B.....	12-1-98	1-1-17	Variable	(b)	123,100	123,100	72,206
					<u>\$ 961,430</u>	<u>\$ 742,030</u>	<u>\$ 311,674</u>
Advance Refunded Bonds:							
Series 1970.....	12-1-70	7-1-06	6.75%		\$ 135,000	\$ 11,905	\$ 1,652
Series 1992 A.....	9-1-92	1-1-03	5.75%	(c)	358,985	-- --	-- --
					<u>\$ 493,985</u>	<u>\$ 11,905</u>	<u>\$ 1,652</u>
TOTAL ILLINOIS STATE TOLL HIGHWAY AUTHORITY					<u>\$ 1,455,415</u>	<u>\$ 753,935</u>	<u>\$ 313,326</u>

- (a) Interest rate is the rate determined by the remarketing agent which would result in the market value of the bonds being 100% of the principal amount thereof, plus accrued interest, if any. However, the interest rate cannot exceed 22% per annum. On March 24, 1993, the Authority entered into an interest rate SWAP agreement with the 1993 SWAP provider for the entire amount of the 1993, Series B bonds. Under terms of this agreement, each June 30 and December 31, beginning June 1993 and ending December 2009, the Authority will pay a synthetic interest rate of 4.92% until maturity. The difference between the synthetic fixed rate and the variable interest rate will be recognized as an adjustment to interest expense. The highest interest rate charged during FY2003 was 4.92%.
- (b) Interest rate is the rate determined by the remarketing agent which would permit the bonds to be marketed at par plus accrued interest, not exceed 25% per annum. On December 17, 1998, the Authority entered into an interest rate SWAP agreement with the 1998 SWAP providers for the entire amount of the 1998, Series B bonds. Under terms of this agreement, each January 1 and July 1, beginning July 1998 and ending January 1, 2017, the Authority will pay a synthetic interest rate of 4.325% until maturity. The difference between the synthetic fixed rate and the variable interest rate will be recognized as an adjustment to interest expense. The highest interest rate charged during FY2003 was 4.325%.
- (c) As a result of the refundings, the Series 1992A refunded bonds were called on January 1, 2003 at 102% premium.

STATE UNIVERSITIES RETIREMENT SYSTEM

Series 1990.....	11-15-90	10-1-05	Accreted Bonds	(a)	\$ 10,000	\$ 18,307	\$ 1,693
TOTAL STATE UNIVERSITIES RETIREMENT SYSTEM					<u>\$ 10,000</u>	<u>\$ 18,307</u>	<u>\$ 1,693</u>

- (a) The Accreted Value of each Capital Appreciation Bond will be an amount equal to the original price compounded semiannually to yield at maturity \$5,000. No periodic interest will be paid to the owners, but will accrete in value while the bond is outstanding.

STATE OF ILLINOIS
REVENUE BOND ISSUES BY AGENCY
AS OF JUNE 30, 2003
(IN THOUSANDS \$)

Exhibit V

BOND ISSUE	DATE		INTEREST RATES	AMOUNT OF ORIGINAL ISSUE	PRINCIPAL OUTSTANDING JUNE 30, 2003	FUTURE INTEREST PAYMENTS
	DATED	MATURITY				
USER CHARGE SUPPORTED DEBT: (Cont.)						
CHICAGO STATE UNIVERSITY						
Series 1998.....	12-1-98	12-1-23	3.45% to 5.5%	\$ 25,650	\$ 23,825	\$ 15,010
				<u>\$ 25,650</u>	<u>\$ 23,825</u>	<u>\$ 15,010</u>
Advance Refunded Bonds:						
Series 1971.....	12-1-71	12-1-11	6.1% to 7.0%	\$ 2,400	\$ 1,135	\$ 341
Series 1994.....	4-1-94	12-1-04	3.0% to 6.15% (a)	23,915	20,830	1,863
				<u>\$ 26,315</u>	<u>\$ 21,965</u>	<u>\$ 2,204</u>
TOTAL CHICAGO STATE UNIVERSITY				<u>\$ 51,965</u>	<u>\$ 45,790</u>	<u>\$ 17,214</u>
(a) As a result of the refunding, the Series 1994 Bonds will be called on December 1, 2004.						
EASTERN ILLINOIS UNIVERSITY						
Series 1997.....	3-1-97	4-1-18	4.15% to 5.62%	\$ 13,170	\$ 9,500	\$ 4,384
Series 1998.....	8-1-98	4-1-16	3.90% to 5.0%	34,720	30,825	11,239
Series 2000.....	9-1-00	4-1-26	5.0% to 5.5%	10,000	9,675	7,518
				<u>\$ 57,890</u>	<u>\$ 50,000</u>	<u>\$ 23,141</u>
Advance Refunded Bonds:						
Series 1963.....	4-1-63	10-1-02	3.25% to 5.0%	\$ 2,400	\$ ---	\$ ---
Series 1963 A.....	10-1-63	10-1-02	3.25% to 4.0%	4,700	---	---
Series 1965.....	4-1-65	10-1-04	3.0% to 5.0%	3,675	345	10
Series 1966.....	4-1-66	10-1-05	4.4% to 5.0%	5,750	815	56
Series 1967.....	7-1-67	7-1-07	5.0%	700	175	23
Series 1971.....	11-1-71	8-1-11	5.25% to 7.25%	4,200	2,040	570
Series 1978 A.....	8-1-78	4-1-06	7.0% to 7.5%	18,330	4,070	615
Series 1989.....	1-4-90	4-1-16	Accreted Bonds (a)	15,969	17,430	9,874
Series 1994 A.....	4-1-94	4-1-16	4.7% to 6.375%	8,945	6,710	3,333
				<u>\$ 64,669</u>	<u>\$ 31,585</u>	<u>\$ 14,481</u>
TOTAL EASTERN ILLINOIS UNIVERSITY				<u>\$ 122,559</u>	<u>\$ 81,585</u>	<u>\$ 37,622</u>

(a) The Accreted Value of each Capital Appreciation Bond will be an amount equal to the original price compounded semiannually to yield at maturity \$5,000. No periodic interest will be paid to the owners, but will accrete in value while the bond is outstanding.

STATE OF ILLINOIS
REVENUE BOND ISSUES BY AGENCY
AS OF JUNE 30, 2003
(IN THOUSANDS \$)

Exhibit V

BOND ISSUE	DATE		INTEREST RATES	AMOUNT OF ORIGINAL ISSUE	PRINCIPAL OUTSTANDING JUNE 30, 2003	FUTURE INTEREST PAYMENTS
	DATED	MATURITY				
USER CHARGE SUPPORTED DEBT: (Cont.)						
NORTHEASTERN ILLINOIS UNIVERSITY						
Series 1973.....	7-1-73	7-1-13	6.0% to 7.0%	\$ 3,075	\$ 1,440	\$ 553
Series 1997.....	4-10-97	7-1-17	3.95% to 5.625%	4,505	3,610	1,642
TOTAL NORTHEASTERN ILLINOIS UNIVERSITY				<u>\$ 7,580</u>	<u>\$ 5,050</u>	<u>\$ 2,195</u>
WESTERN ILLINOIS UNIVERSITY						
Series 1993.....	6-1-93	4-1-16	5.05% to 5.4%	\$ 23,165	\$ 22,780	\$ 9,886
Series 1993.....	7-14-93	4-1-08	Accreted Bonds (a)	1,646	2,368	732
Series 1995 A.....	9-1-95	4-1-20	4.1% to 5.8%	9,200	8,005	4,326
Series 1995 B.....	10-29-95	4-1-05	6.1% to 6.85%	7,080	1,125	86
Series 1999.....	7-1-99	4-1-24	5.2% to 5.3%	10,000	9,265	6,212
Series 2002.....	1-1-02	4-1-22	3.5% to 5.0%	12,605	12,605	6,714
				<u>\$ 63,696</u>	<u>\$ 56,148</u>	<u>\$ 27,956</u>
Advance Refunded Bonds:						
Series 1962.....	9-1-62	9-1-02	1.5% to 5.0%	\$ 6,750	\$ ---	\$ ---
Series 1964.....	4-1-64	4-1-04	3.5% to 5.0%	2,900	140	5
Series 1965.....	4-1-65	10-1-04	2.0% to 5.0%	6,400	610	15
Series 1966.....	8-1-66	8-1-06	4.25% to 5.0%	8,000	1,570	150
Series 1966 A.....	12-1-66	8-1-06	4.9% to 5.0%	3,400	690	70
Series 1967.....	7-1-67	7-1-07	5.0%	6,300	1,570	203
Series 1968.....	8-1-68	8-1-08	4.5% to 6.0%	8,000	2,360	374
Series 1969 A.....	8-1-69	8-1-09	7.0%	6,850	2,680	704
Series 1978 A.....	8-1-78	4-1-09	7.25% to 7.5%	34,370	13,445	3,689
				<u>\$ 82,970</u>	<u>\$ 23,065</u>	<u>\$ 5,210</u>
TOTAL WESTERN ILLINOIS UNIVERSITY				<u>\$ 146,666</u>	<u>\$ 79,213</u>	<u>\$ 33,166</u>

(a) The Accreted Value of each Capital Appreciation Bond will be an amount equal to the original price compounded semiannually to yield at maturity \$5,000. No periodic interest will be paid to the owners, but will accrete in value while the bond is outstanding.

STATE OF ILLINOIS
REVENUE BOND ISSUES BY AGENCY
AS OF JUNE 30, 2003
(IN THOUSANDS \$)

Exhibit V

BOND ISSUE	DATE		INTEREST RATES		AMOUNT OF ORIGINAL ISSUE	PRINCIPAL OUTSTANDING JUNE 30, 2003	FUTURE INTEREST PAYMENTS
	DATED	MATURITY					
USER CHARGE SUPPORTED DEBT: (Cont.)							
ILLINOIS STATE UNIVERSITY							
Series 1989.....	11-8-89	10-1-11	Accreted Bonds	(a)	\$ 3,266	\$ 8,715	\$ 5,035
Series 1992.....	4-1-92	10-1-07	Accreted Bonds	(a)	10,969	15,027	2,448
Series 1993.....	5-1-93	4-10-03	3.0% to 5.75%		9,675	-- --	-- --
Series 1993.....	6-23-93	4-1-12	Accreted Bonds	(a)	547	999	666
Series 1996.....	11-1-96	4-1-13	4.3% to 5.4%		13,760	10,210	3,155
Series 1996.....	11-21-96	4-1-16	Accreted Bonds	(a)	4,341	6,343	6,412
Series 2003 A.....	3-1-03	4-1-23	2.0% to 5.0%		7,570	7,570	3,769
Series 2003 B.....	3-1-03	4-1-14	4.0% to 5.0%		9,335	9,335	4,543
					<u>\$ 59,463</u>	<u>\$ 58,199</u>	<u>\$ 26,028</u>
Advance Refunded Bonds:							
Series 1965.....	4-1-65	10-1-04	2.0% to 5.0%		\$ 8,000	\$ 505	\$ 14
Series 1967.....	4-1-67	4-1-07	4.25% to 5.0%		15,200	2,210	253
Series 1970.....	8-1-70	8-1-05	6.5% to 8.0%		11,800	2,530	269
Series 1970 A.....	11-1-70	8-1-03	4.0% to 8.0%		1,600	50	1
Series 1989.....	10-1-89	4-1-14	7.4%		7,770	7,770	6,053
Series 1989.....	11-8-89	10-1-12	Accreted Bonds	(a)	666	1,784	1,531
					<u>\$ 45,036</u>	<u>\$ 14,849</u>	<u>\$ 8,121</u>
TOTAL ILLINOIS STATE UNIVERSITY					<u>\$ 104,499</u>	<u>\$ 73,048</u>	<u>\$ 34,149</u>

(a) The Accreted Value of each Capital Appreciation Bond will be an amount equal to the original price compounded semiannually to yield at maturity \$5,000. No periodic interest will be paid to the owners, but will accrete in value while the bond is outstanding.

STATE OF ILLINOIS
REVENUE BOND ISSUES BY AGENCY
AS OF JUNE 30, 2003
(IN THOUSANDS \$)

Exhibit V

BOND ISSUE	DATE		INTEREST RATES		AMOUNT OF ORIGINAL ISSUE	PRINCIPAL OUTSTANDING JUNE 30, 2003	FUTURE INTEREST PAYMENTS
	DATED	MATURITY					
USER CHARGE SUPPORTED DEBT: (Cont.)							
NORTHERN ILLINOIS UNIVERSITY							
Series 1992.....	7-29-92	10-1-16	Accreted Bonds	(a)	\$ 14,498	\$ 28,913	\$ 15,757
Series 1996.....	10-1-96	4-1-22	4.5% to 6%		49,995	8,530	1,269
Series 1999.....	11-15-99	4-1-29	5% to 6%		38,410	13,845	6,774
Series 2001.....	8-1-01	4-1-29	4% to 5%		76,000	73,415	62,976
					<u>\$ 178,903</u>	<u>\$ 124,703</u>	<u>\$ 86,776</u>
Advance Refunded Bonds:							
Series 1964.....	2-1-64	10-1-03	3.5% to 5%		\$ 8,500	\$ 410	\$ 7
Series 1964 A.....	10-1-64	10-1-04	3% to 5%		5,250	470	15
Series 1966.....	4-1-66	10-1-05	4% to 5%		12,800	1,895	121
Series 1967.....	4-1-67	4-1-07	4.125% to 5%		6,600	1,295	145
Series 1978 A.....	8-1-78	4-1-05	6.875% to 7.5%		28,575	4,345	470
Series 1983 B.....	9-1-83	4-1-13	6.5% to 10.4%		5,325	3,510	2,300
Series 1992.....	7-1-92	10-1-02	6%		5,000	---	---
Series 1996.....	10-1-96	4-1-22	5.7% to 5.75%		31,760	31,760	29,472
Series 1999.....	11-15-99	4-1-26	5.875% to 6%		22,335	22,335	28,342
					<u>\$ 126,145</u>	<u>\$ 66,020</u>	<u>\$ 60,872</u>
TOTAL NORTHERN ILLINOIS UNIVERSITY					<u>\$ 305,048</u>	<u>\$ 190,723</u>	<u>\$ 147,648</u>

(a) The Accreted Value of each Capital Appreciation Bond will be an amount equal to the original price compounded semiannually to yield at maturity \$5,000. No periodic interest will be paid to the owners, but will accrete in value while the bond is outstanding.

SOUTHERN ILLINOIS UNIVERSITY

Series 1993 A.....	6-15-93	4-1-03	5.7% to 5.8%		\$ 8,010	\$ ---	\$ ---
Series 1993 A.....	6-29-93	4-1-18	Accreted Bonds	(a)	8,661	15,833	15,332
Series 1996 A.....	10-1-96	4-1-07	5% to 5.2%		22,800	9,505	1,257
Series 1997.....	3-1-97	4-1-23	4.45% to 5.875%		16,855	15,640	12,192
Series 1997 A.....	9-1-97	4-1-18	4.2% to 5.5%		8,575	6,145	1,941
Series 1997 A.....	9-17-97	4-1-18	Accreted Bonds	(a)	29,521	29,220	14,520

STATE OF ILLINOIS
REVENUE BOND ISSUES BY AGENCY
AS OF JUNE 30, 2003
(IN THOUSANDS \$)

Exhibit V

BOND ISSUE	DATE		INTEREST RATES		AMOUNT OF ORIGINAL ISSUE	PRINCIPAL OUTSTANDING JUNE 30, 2003	FUTURE INTEREST PAYMENTS
	DATED	MATURITY					
USER CHARGE SUPPORTED DEBT: (Cont.)							
SOUTHERN ILLINOIS UNIVERSITY (Cont.)							
Series 1999 A.....	6-8-99	4-1-29	Accreted Bonds	(a)	\$ 21,002	\$ 26,041	\$ 47,154
Series 2000 A.....	6-15-00	4-1-20	5.25% to 5.75%		6,525	6,105	3,567
Series 2001 A.....	1-1-02	4-1-21	4.% to 5.5%		27,730	25,895	11,950
Series 2003 A.....	2-1-03	4-1-29	1.15% to 4.85%		17,020	17,020	7,879
					\$ 166,699	\$ 151,404	\$ 115,792
Advance Refunded Bonds:							
Series 1963 A.....	9-1-63	4-1-03	3.5% to 5%		\$ 6,000	\$ ---	\$ ---
Series 1966 A.....	4-1-66	4-1-05	4.125% to 5%		6,900	705	45
Series 1968 E.....	11-1-68	4-1-08	5.5% to 6%		14,300	3,865	673
Series 1973 F.....	10-1-73	4-1-03	5% to 7%		5,900	---	---
Series 1978 I.....	1-1-78	4-1-03	5% to 7%		5,775	---	---
Series 1978 J.....	1-1-78	4-1-07	6% to 8%		28,935	20,985	4,701
					\$ 67,810	\$ 25,555	\$ 5,419
Southern Illinois University Foundation at Edwardsville:							
Series 1999.....	10-22-99	3-1-08	4.5%	(b)	\$ 2,000	\$ 1,650	\$ 374
					\$ 2,000	\$ 1,650	\$ 374
TOTAL SOUTHERN ILLINOIS UNIVERSITY					\$ 236,509	\$ 178,609	\$ 121,585

(a) The Accreted Value of each Capital Appreciation Bond will be an amount equal to the original price compounded semiannually to yield at maturity \$5,000. No periodic interest will be paid to the owners, but will accrete in value while the bond is outstanding.

(b) The Series 1999 bond was originally issued as a variable rate bond. On March 1, 2003, a modification agreement was entered into which changed the interest rate to 4.5% per annum.

UNIVERSITY OF ILLINOIS

Series 1979.....	5-1-79	5-1-18	3%	(a)	\$ 2,065	\$ 1,020	\$ 249
Series 1985 A.....	6-1-85	4-1-03	9.7%		2,700	---	---
Series 1991.....	6-13-91	4-1-21	Accreted Bonds	(b)	47,748	102,119	116,391
Series 1993.....	6-1-93	10-1-21	3.5% to 5.875%		31,305	1,790	136
Series 1993.....	6-29-93	4-1-09	Accreted Bonds	(b)	14,622	25,969	7,466

STATE OF ILLINOIS
REVENUE BOND ISSUES BY AGENCY
AS OF JUNE 30, 2003
(IN THOUSANDS \$)

Exhibit V

BOND ISSUE	DATE		INTEREST RATES	AMOUNT OF ORIGINAL ISSUE	PRINCIPAL OUTSTANDING JUNE 30, 2003	FUTURE INTEREST PAYMENTS
	DATED	MATURITY				
USER CHARGE SUPPORTED DEBT: (Cont.)						
UNIVERSITY OF ILLINOIS (Cont.)						
Series 1996.....	2-1-96	10-1-22	4.0% to 5.6%	\$ 62,285	\$ 51,490	\$ 32,064
Series 1997 A.....	4-15-97	10-1-26	4.8% to 5.9%	47,210	44,720	38,107
Series 1997 B.....	4-15-97	10-1-26	Variable (c)	25,000	23,300	3,070
Series 1997.....	7-1-97	4-1-09	3.95% to 5.0%	4,155	1,390	251
Series 1999.....	1-1-00	1-15-22	5.75% to 6.25%	49,365	49,365	44,179
Series 1999 A.....	1-12-00	4-1-30	4.5% to 6.125%	100,730	23,955	10,174
Series 1999 A.....	1-12-00	4-1-30	Accreted Bonds (b)	9,909	12,268	27,552
Series 1999 B.....	1-12-00	4-1-15	7.41% to 7.56%	6,000	6,000	3,610
Series 2000.....	1-17-00	2-15-13	6.77% to 7.96%	27,150	23,295	10,592
Series 2000.....	7-1-00	4-1-31	5.5% to 5.8%	11,500	11,485	12,802
Series 2001 B.....	7-1-01	4-1-32	4.0% to 5.5%	135,630	129,465	107,708
Series 2001 C.....	7-1-01	4-1-21	5.08% to 6.83%	18,925	18,925	12,351
Series 2001 A.....	8-1-01	4-1-30	4.0% to 5.5%	106,030	106,030	104,564
Series 2003 A.....	6-1-03	4-1-34	2.0% to 5.5%	65,870	65,870	69,293
				<u>\$ 768,199</u>	<u>\$ 698,456</u>	<u>\$ 600,559</u>
Advance Refunded Bonds:						
Series 1962 B.....	10-1-62	10-1-02	3.0% to 3.6%	\$ 2,400	\$ ---	\$ ---
Series 1964.....	12-1-64	12-1-04	3.0% to 5.0%	3,600	335	11
Series 1978 M.....	6-1-78	10-1-08	6.75% to 6.875%	43,865	43,865	12,973
Series 1978 N.....	10-1-78	10-1-05	5.6% to 7.1%	35,500	12,015	952
Series 1992.....	9-1-92	10-1-02	3.1% to 6.375% (a)	4,080	---	---
Series 1993.....	6-1-93	10-1-03	5.625% to 5.875%	25,530	25,530	16,884
Series 1999 A.....	1-12-00	4-1-10	5.75% to 6.125%	73,460	73,460	96,103
				<u>\$ 188,435</u>	<u>\$ 155,205</u>	<u>\$ 126,923</u>
TOTAL UNIVERSITY OF ILLINOIS				<u>\$ 956,634</u>	<u>\$ 853,661</u>	<u>\$ 727,482</u>
TOTAL USER CHARGE SUPPORTED DEBT				<u>\$ 8,328,529</u>	<u>\$ 5,810,392</u>	<u>\$ 2,682,056</u>

(a) Formerly Sangamon State University.

(b) The Accreted Value of each Capital Appreciation Bond will be an amount equal to the original price compounded semiannually to yield at maturity \$5,000. No periodic interest will be paid to the owners, but will accrete in value while the bond is outstanding.

(c) Interest rate is a variable rate which can not exceed 12% per annum. Interest rate in effect at June 30, 2003 of .95% was used in calculation of future interest payments.

STATE OF ILLINOIS
REVENUE BOND ISSUES BY AGENCY
AS OF JUNE 30, 2003
(IN THOUSANDS \$)

Exhibit V

BOND ISSUE	DATE		INTEREST RATES	AMOUNT OF ORIGINAL ISSUE	PRINCIPAL OUTSTANDING JUNE 30, 2003
	DATED	MATURITY			
CONTINGENT DEBT:					
SOUTHWESTERN ILLINOIS DEVELOPMENT AUTHORITY					
Series 1989..... Tri-City Regional Port District	10-25-89	7-1-14	7.9%	\$ 3,515	\$ 2,545
Series 1989..... Monsanto Company	12-1-89	8-1-14	7.25%	12,795	12,795
Series 1990..... Laclede Steel Company	9-1-90	8-1-20	7.25% to 8.5%	25,000	13,520
Series 1991..... Autism Development Center	12-11-91	2-1-05	6.68%	1,660	335
Series 1995..... Spectrulite Consortium, Inc.	4-19-95	2-1-10	5.2% to 6.625%	6,700	4,040
Series 1996..... Gateway International Motorsports	6-21-96	2-1-17	8.35% to 9.25%	21,500	19,260
Series 1996 A..... McKendree College	9-1-96	2-1-11	4.1% to 5.65%	2,850	1,800
Series 1998 A..... Waste Recovery	8-1-98	2-1-14	5.9%	2,895	2,895
Series 1998 B..... Waste Recovery	8-1-98	2-1-03	6.9%	850	-- --
Series 1998..... Children's Center for Behavioral Development	11-19-98	2-1-21	3.4% to 5.2%	2,940	2,605
Series 2000..... Alton Center Business Park	5-4-00	12-1-05	Variable	(a) 11,548	11,548
				<u>\$ 92,253</u>	<u>\$ 71,343</u>
Advance Refunded Bonds:					
Series 1992..... Wood River Township Hospital	3-1-92	8-1-03	5.75% to 6.875%	\$ 8,200	\$ 1,175
				<u>\$ 8,200</u>	<u>\$ 1,175</u>
TOTAL SOUTHWESTERN ILLINOIS DEVELOPMENT AUTHORITY				<u>\$ 100,453</u>	<u>\$ 72,518</u>

(a) Interest rate is the rate determined by the remarketing agent which would be necessary to remarket the bonds at par plus accrued interest. This rate is subject to conversion to a fixed rate based on the terms and conditions of the bond resolution.

STATE OF ILLINOIS
REVENUE BOND ISSUES BY AGENCY
AS OF JUNE 30, 2003
(IN THOUSANDS \$)

Exhibit V

BOND ISSUE	DATE		INTEREST RATES		AMOUNT OF ORIGINAL ISSUE	PRINCIPAL OUTSTANDING JUNE 30, 2003
	DATED	MATURITY				
CONTINGENT DEBT: (Cont.)						
METROPOLITAN PIER AND EXPOSITION AUTHORITY						
Series 1992 A.....	12-15-92	6-15-27	4.35% to 8.5%		\$ 57,305	\$ 9,920
Series 1992 A.....	1-5-93	6-15-21	Accreted Bonds	(b)	87,207	174,598
Series 1992 A.....	1-5-93	6-15-12	Accreted Bonds	(c)	580	1,075
Series 1994 A.....	6-23-94	6-15-27	5.6% to 6.0%		41,990	41,990
Series 1994 A.....	6-23-94	6-15-22	Accreted Bonds	(b)	23,269	42,915
Series 1994 A.....	6-23-94	6-15-12	Accreted Bonds	(c)	5,493	7,844
Series 1994 B.....	6-23-94	6-15-05	4.25% to 5.0%	(a)	16,090	7,080
Series 1994 B.....	6-23-94	6-15-29	Accreted Bonds	(b)	30,102	53,179
Series 1996 A.....	9-15-96	6-15-27	4.1% to 6.0%		363,495	307,540
Series 1996 A.....	9-15-96	6-15-25	Accreted Bonds	(b)	123,303	185,075
Series 1998 A.....	9-2-98	12-15-23	4.5% to 5.5%		44,855	44,855
Series 1998 B.....	9-2-98	6-15-29	5.5% to 5.0%	(a)	88,905	88,905
Series 1999 A, B, C.....	9-1-99	12-15-28	5.25% to 5.75%		408,475	408,475
Series 1999 D.....	9-1-99	12-15-13	7.01% to 7.16%		23,090	23,090
Series 2002 A & B.....	7-2-02	6-15-42	4.37% to 5.75%		823,960	823,960
Series 2002 A & B.....	7-2-02	6-15-41	Accreted Bonds	(b)	85,425	95,936
Series 2002 A & B.....	7-2-02	6-15-27	Accreted Bonds	(b)	161,978	171,084
Series 2002 C.....	7-2-02	6-15-06	4.07% to 4.44%		16,365	16,365
					\$ 2,401,887	\$ 2,503,886
Advance Refunded Bonds:						
Series 1992 A.....	12-15-92	6-15-06	4.35% to 5.0%	(a)	\$ 582,900	\$ 113,015
Series 1992 A.....	1-5-93	6-15-21	Accreted Bonds	(b)	78,255	155,011
Series 1992 A.....	1-5-93	6-15-12	Accreted Bonds	(c)	62,603	1,010
Series 1994 A.....	6-23-94	6-15-27	5.6% to 6.0%		47,290	47,290
Series 1994 A.....	6-23-94	6-15-12	Accreted Bonds	(c)	4,786	6,835
Series 1994 A.....	6-23-94	6-15-22	Accreted Bonds	(b)	2,821	5,036
Series 1994 B.....	6-23-94	6-15-05	5.25% to 5.0%	(a)	15,660	8,520

STATE OF ILLINOIS
REVENUE BOND ISSUES BY AGENCY
AS OF JUNE 30, 2003
(IN THOUSANDS \$)

Exhibit V

BOND ISSUE	DATE		INTEREST RATES		AMOUNT OF ORIGINAL ISSUE	PRINCIPAL OUTSTANDING JUNE 30, 2003
	DATED	MATURITY				
CONTINGENT DEBT: (Cont.)						
METROPOLITAN PIER AND EXPOSITION AUTHORITY (Cont.)						
Advance Refunded Bonds: (Cont.)						
Series 1994 B.....	6-23-94	6-15-10	Accreted Bonds	(b)	\$ 5,697	\$ 10,030
Series 1994 A.....	6-23-94	6-15-10	Accreted Bonds	(b)	3,810	6,710
Series 1996 A.....	9-15-96	6-15-07	6.0%		15,935	15,935
Series 1996 A.....	9-15-96	6-15-12	Accreted Bonds	(b)	4,041	6,022
Series 1998 A.....	9-2-98	6-15-08	4.5% to 5.5%		7,750	7,750
Series 1998 A.....	9-2-98	6-15-23	5.5%		48,135	48,135
Series 1998 B.....	9-2-98	6-15-09	50.0%	(a)	4,225	4,225
Series 1998 B.....	9-2-98	6-15-23	5.5%		6,870	6,870
Series 1999 A.....	9-1-99	12-15-14	5.55% to 5.75%		12,105	12,105
					\$ 902,883	\$ 454,499
TOTAL METROPOLITAN PIER AND EXPOSITION AUTHORITY					\$ 3,304,770	\$ 2,958,385
<p>(a) A portion of the bonds issued were sold at a premium with an interest rate of 50%. However, these bonds have a yield to maturity of 5.88% for Series 1992A, 5.8% for Series 1994B and 4.7% for Series 1998B.</p> <p>(b) The Accreted Value of each Capital Appreciation Bond will be an amount equal to the original price compounded semiannually to yield at maturity \$5,000. No periodic interest will be paid to the owners, but will accrete in value while the bond is outstanding.</p> <p>(c) The Accreted Value of each Deferred Interest Bond will be an amount equal to the original price compounded semiannually to yield at the interest commencement date \$5,000. Prior to the interest commencement date, no periodic interest will be paid to the owners, but the bonds will accrete in value. Afterwards, periodic interest, ranging from 6.1% to 6.65%, will be paid semiannually to the owners.</p>						
QUAD CITIES REGIONAL ECONOMIC DEVELOPMENT AUTHORITY						
Series 1991..... HDC, Inc.	7-2-91	8-1-01	9.75%		\$ 11,000	\$ -- --
Series 1992..... Thoms-Proestler Company	7-1-92	10-28-02	8.7%		16,225	-- --
TOTAL QUAD CITIES REGIONAL ECONOMIC DEVELOPMENT AUTHORITY					\$ 27,225	\$ -- --
UPPER ILLINOIS RIVER VALLEY DEVELOPMENT AUTHORITY						
Series 1998..... Waste Recovery - Illinois	2-1-98	2-1-14	5.9%		\$ 2,930	\$ 2,285
Series 2000..... Gemini Acres, LP	2-1-00	2-1-30	7.125% to 8.85%		22,700	22,100
TOTAL UPPER ILLINOIS RIVER VALLEY DEVELOPMENT AUTHORITY					\$ 25,630	\$ 24,385
TOTAL CONTINGENT DEBT					\$ 3,458,078	\$ 3,055,288

STATE OF ILLINOIS
REVENUE BOND ISSUES BY AGENCY
AS OF JUNE 30, 2003
(IN THOUSANDS \$)

Exhibit V

BOND ISSUE	DATE		INTEREST RATES		AMOUNT OF ORIGINAL ISSUE	PRINCIPAL OUTSTANDING JUNE 30, 2003
	DATED	MATURITY				
CONDUIT DEBT:						
ILLINOIS HOUSING DEVELOPMENT AUTHORITY						
General Obligation Bonds:						
Housing Bonds:						
Series 1999 A.....	3-1-99	1-1-31	3.3% to 5.25%		\$ 46,175	\$ 40,960
Series 1999 B-2 (Convertible Option).....	12-5-01	12-18-02	Variable	(a)	4,305	--
Housing Finance Bonds:						
Series 1999 B.....	12-1-99	9-1-30	4.8% to 6.3%		7,615	5,495
Series 2000 A.....	3-30-00	9-1-32	5.75% to 6.3%		9,495	9,330
Series 2002 A.....	12-23-02	6-23-03	Variable	(b)	19,055	--
Taxable Housing Bonds:						
Series 1999 C.....	3-1-99	7-1-03	6.05%		635	90
Housing Development Bonds:						
Series 1999 A.....	3-1-99	7-1-15	3.36% to 5.185%		26,335	22,155
Multi-Family Program Bonds:						
Series 1.....	12-1-92	9-1-21	6.625% to 6.75%		45,715	45,715
Series 3.....	5-1-93	9-1-23	6.05% to 6.2%		98,135	98,135
Series 5.....	5-1-94	9-1-23	6.65% to 6.75%		74,725	74,725
Taxable Multi-Family Program Bonds:						
Series 2.....	12-1-92	3-1-05	7.85%		22,890	5,420
Series 4.....	6-1-93	9-1-08	5.8% to 7.8%		54,000	26,190
Series 6.....	5-1-94	9-1-06	5.63% to 8.28%		31,775	12,365
Multi-Family Housing Bonds:						
Series 1999 A.....	3-1-99	7-1-28	3.36% to 5.31%		10,135	9,605
Multi-Family Housing Revenue Bonds:						
Series 1997..... Camelot Development	11-18-97	5-1-27	Variable	(c)	14,170	14,170
Series 2000 A..... Lakeshore Plaza Development	6-28-00	7-1-27	Variable	(a)	43,685	42,385
TOTAL GENERAL OBLIGATION BONDS					<u>\$ 508,845</u>	<u>\$ 406,740</u>

STATE OF ILLINOIS
REVENUE BOND ISSUES BY AGENCY
AS OF JUNE 30, 2003
(IN THOUSANDS \$)

Exhibit V

BOND ISSUE	DATE		INTEREST RATES	AMOUNT OF ORIGINAL ISSUE	PRINCIPAL OUTSTANDING JUNE 30, 2003
	DATED	MATURITY			
CONDUIT DEBT: (Cont.)					
ILLINOIS HOUSING DEVELOPMENT AUTHORITY (Cont.)					
Special Obligation Bonds:					
Multi-Family Bonds:					
Series 2003..... Marywood Apartment Homes	5-7-03	9-1-45	4.5% to 5.2%	\$ 15,865	\$ 15,865
Series 2003..... Turnberry Village II Apartments	6-18-03	3-1-45	4.5% to 4.75%	5,320	5,320
Multi-Family Program Bonds:					
Series 7.....	5-1-96	3-1-29	6.25%	18,415	11,350
Taxable Multi-Family Program Bonds:					
Series 8.....	5-1-96	9-1-31	7.19% to 8.52%	27,590	16,690
Multi-Family Housing Bonds:					
Series 1995 A.....	11-1-95	7-1-21	3.7% to 5.95%	32,440	21,525
Series 2001 B.....	7-1-01	7-1-43	4.69% to 5.5%	10,990	10,895
Taxable Multi-Family Variable Rate Demand Bonds:					
Series 1996 A.....	4-11-96	9-1-26	Variable	(c) 21,535	8,135
Homeowner Mortgage Revenue Bonds:					
Series 1994 A.....	7-1-94	8-1-25	4.3% to 6.7%	60,000	1,970
Series 1994 B.....	10-1-94	2-3-03	4.95% to 7.15%	41,100	--
Series 1994 C.....	11-14-94	8-15-02	6.625%	2,200	--
Series 1995 A.....	1-1-95	8-1-26	5.15% to 7.125%	40,000	3,435
Series 1995 B.....	4-1-95	8-1-26	4.8% to 6.625%	39,700	14,735
Series 1995 C1, C2.....	4-24-95	8-1-18	3.9% to 6.2%	19,000	7,205
Series 1995 D.....	8-1-95	8-1-27	4.4% to 6.625%	50,000	6,555
Series 1995 E2.....	12-21-95	2-1-28	6.17%	65,000	7,760
Series 1996 A.....	3-1-96	8-1-27	4.1% to 6.15%	51,945	18,995
Series 1996 B.....	4-15-96	8-1-28	6.3% to 6.45%	40,000	10,780
Series 1996 C1.....	8-1-96	8-1-28	5.625% to 6.3%	21,000	14,685
Series 1996 E1, E2.....	11-1-96	8-1-27	4% to 6.125%	25,750	15,405
Series 1996 F1, F2.....	12-19-96	8-1-28	3.95% to 5.65%	51,500	20,950

STATE OF ILLINOIS
REVENUE BOND ISSUES BY AGENCY
AS OF JUNE 30, 2003
(IN THOUSANDS \$)

Exhibit V

BOND ISSUE	DATE		INTEREST RATES	AMOUNT OF ORIGINAL ISSUE	PRINCIPAL OUTSTANDING JUNE 30, 2003
	DATED	MATURITY			
CONDUIT DEBT: (Cont.)					
ILLINOIS HOUSING DEVELOPMENT AUTHORITY (Cont.)					
Special Obligation Bonds: (Cont.)					
Homeowner Mortgage Revenue Bonds: (Cont.)					
Series 1997 A1, A2.....	3-1-97	8-1-28	4.25% to 6.15%	\$ 40,000	\$ 24,310
Series 1997 B1, B2.....	7-7-97	8-1-28	3.7% to 5.5%	126,425	43,380
Series 1997 C1 - C4.....	8-1-97	8-1-28	3.9% to 6.0%	54,860	25,285
Series 1997 D1, D2.....	12-1-97	8-1-28	3.95% to 5.65%	20,500	13,865
Series 1998 D1, D2.....	6-29-98	2-1-29	3.5% to 5.3% (d)	70,320	55,285
Series 1998 D3.....	7-9-98	2-1-29	3.5% to 5.3% (d)	28,120	13,880
Series 1998 G1, G2.....	12-1-98	8-1-29	3.65% to 5.25%	31,500	22,495
Series 1999 A1, A2.....	1-20-99	8-1-28	Variable (e)	25,740	17,630
Series 1999 B1, B2.....	4-29-99	2-1-28	Variable (f)	17,160	10,725
Series 1999 D1, D2.....	7-29-99	2-1-30	3.75% to 5.7%	39,500	29,310
Series 1999 E1, E2.....	7-29-99	2-1-28	5.0% to 6.375%	24,305	17,700
Series 1999 G1, G2.....	10-27-99	8-1-31	4.7% to 6.05%	19,060	14,745
Series 2000 B1, B2.....	10-26-00	2-1-31	4.5% to 5.95%	15,900	14,245
Series 2000 C1.....	5-1-00	8-1-17	4.7% to 6.05%	7,345	6,015
Series 2000 C2, C3.....	5-1-00	2-1-20	5.8% to 6.3%	16,645	9,345
Series 2000 D1.....	7-1-00	8-1-17	4.45% to 5.7%	3,815	1,300
Series 2000 D2.....	7-1-00	8-1-21	5.5%	10,255	5,630
Series 2000 D3.....	7-1-00	8-1-17	5.7%	3,320	3,320
Series 2000 D4.....	7-1-00	8-1-31	4.7% to 6.05%	31,210	27,095
Series 2000 E1.....	10-1-00	8-1-16	4.35% to 5.55%	5,625	2,950
Series 2000 E2.....	10-1-00	2-1-22	5.3% to 5.875%	2,745	1,455
Series 2000 E3.....	10-1-00	8-1-17	5.65%	2,785	2,785
Series 2000 E4.....	10-1-00	8-1-31	4.65% to 5.95%	20,620	19,290
Series 2001 A1.....	2-1-01	2-1-14	4.8%	645	645
Series 2001 A2.....	2-1-01	2-1-32	3.5% to 5.5%	34,980	33,160
Series 2001 A3.....	2-1-01	2-1-22	3.4% to 5.4%	6,495	3,180

STATE OF ILLINOIS
REVENUE BOND ISSUES BY AGENCY
AS OF JUNE 30, 2003
(IN THOUSANDS \$)

Exhibit V

BOND ISSUE	DATE		INTEREST RATES	AMOUNT OF ORIGINAL ISSUE	PRINCIPAL OUTSTANDING JUNE 30, 2003
	DATED	MATURITY			
CONDUIT DEBT: (Cont.)					
ILLINOIS HOUSING DEVELOPMENT AUTHORITY (Cont.)					
Special Obligation Bonds: (Cont.)					
Homeowner Mortgage Revenue Bonds: (Cont.)					
Series 2001 C1.....	7-24-01	8-1-17	4.45% to 5.1%	\$ 6,720	\$ 6,720
Series 2001 C2.....	7-24-01	8-1-32	3.55% to 5.55%	28,280	27,150
Series 2001 C3.....	7-24-01	8-1-17	4.75%	10,240	6,575
Series 2001 C4.....	7-24-01	2-1-23	5.0%	3,070	1,530
Series 2001 E1.....	1-23-02	8-1-17	5.15%	3,905	3,905
Series 2001 E2.....	1-23-02	2-1-33	2.875% to 5.6%	40,590	39,895
Series 2001 E3.....	1-23-02	8-1-23	5.0%	12,400	6,780
Series 2002 A1.....	5-2-02	8-1-17	5.10%	2,535	2,535
Series 2002 A2.....	5-2-02	8-1-33	3.1% to 5.625%	37,465	37,350
Series 2002 C1.....	7-30-02	8-1-17	3.4% to 4.75%	11,450	11,450
Series 2002 C2.....	7-30-02	2-1-33	2.25% to 5.4%	38,550	38,525
Taxable Homeowner Mortgage Revenue Bonds:					
Series 1996 E3.....	11-1-96	8-1-02	7.43%	11,250	--
Series 1997 C5.....	8-1-97	2-1-29	6.72% to 7.74%	22,460	5,825
Series 1997 D3.....	12-1-97	8-1-28	6.6%	5,000	2,395
Series 1998 A.....	4-1-98	8-1-28	6.47% to 7.16%	20,000	9,085
Series 1998 C.....	6-1-98	8-1-29	6.28% to 7.0%	16,500	12,465
Series 1998 E.....	9-1-98	8-1-29	5.66% to 6.31%	20,000	16,440
Series 1999 C.....	4-1-99	5-1-03	7.16%	5,000	--
Series 1999 D3.....	7-29-99	2-1-30	6.7% to 7.91%	20,000	3,965
Series 1999 F.....	10-1-99	2-1-30	8.25%	10,850	10,565
Series 2000 C4.....	5-1-00	2-1-31	8.19%	6,000	4,485
Series 2000 F.....	10-1-00	5-1-03	7.71%	5,000	--
Series 2001 B.....	2-1-01	2-1-32	6.36%	5,000	4,390
Series 2001 D.....	7-24-01	8-1-32	Variable (g)	8,000	7,855
Series 2001 F.....	1-23-02	8-1-20	Variable (g)	10,000	10,000
Series 2002 B.....	5-2-02	2-1-23	Variable (h)	10,000	10,000

STATE OF ILLINOIS
REVENUE BOND ISSUES BY AGENCY
AS OF JUNE 30, 2003
(IN THOUSANDS \$)

Exhibit V

BOND ISSUE	DATE		INTEREST RATES		AMOUNT OF ORIGINAL ISSUE	PRINCIPAL OUTSTANDING JUNE 30, 2003
	DATED	MATURITY				
CONDUIT DEBT: (Cont.)						
ILLINOIS HOUSING DEVELOPMENT AUTHORITY (Cont.)						
Special Obligation Bonds: (Cont.)						
Taxable Homeowner Mortgage Revenue Notes:						
Series 2003 A-1.....	4-29-03	4-29-04	1.13%		\$ 23,095	\$ 23,095
Series 2003 A-2.....	4-29-03	4-29-04	1.18%		68,360	68,360
Affordable Housing Program Trust Fund Bonds:						
Series 1994 A.....	8-1-94	12-1-21	6.59% to 8.64%		63,165	42,700
Series 1995 A.....	6-15-95	6-1-22	5.84% to 7.82%		48,900	38,155
TOTAL SPECIAL OBLIGATION BONDS					<u>\$ 1,873,010</u>	<u>\$ 1,083,475</u>
Non General Obligation Bonds:						
Multi-Family Housing Revenue Notes:						
Series 2001 A..... Evergreen Sedgwick Development	7-31-01	7-31-02	Variable	(i)	\$ 1,250	\$ --- ~
Series 2001 B..... Hunt Club Development	7-31-01	3-31-03	Variable	(i)	1,085	--- ~
Housing Revenue Bonds:						
Series 1985..... Illinois Center Apartments	12-18-85	1-1-08	Variable	(a)	69,800	65,400 ~
Series 1998..... Howard Theater Development	12-3-98	2-1-25	Variable	(j)	2,800	2,615 ~
Multi-Family Housing Revenue Bonds:						
Series 1991..... Williamsburg Apartments	11-1-91	11-1-06	Variable	(k)	16,500	11,075
Series 1993..... Brookdale Village Apartments	2-1-93	9-1-28	3.% to 6.3%		12,290	10,910 ~
Series 1995..... Lawndale Restoration	1-1-95	12-1-34	5.5% to 7.1%		50,750	48,690 ~
Series 1997 A..... Ginger Ridge Development	9-1-97	11-1-30	4.6% to 5.9%		9,600	9,385 ~
Series 1997 B..... Ginger Ridge Development	9-23-97	4-1-31	1.%		3,000	3,000 ~
Series 2000 A, B..... Hyde Park Tower Apartments	11-29-00	11-1-28	Variable	(b)	11,610	11,610 ~
Series 2001..... Pheasant Ridge /Hunter Apartments	4-25-01	4-1-32	Variable	(b)	7,870	7,755 ~
Series 2001..... Sterling Towers	6-19-01	10-1-35	Variable	(b)	4,150	4,090 ~

STATE OF ILLINOIS
REVENUE BOND ISSUES BY AGENCY
AS OF JUNE 30, 2003
(IN THOUSANDS \$)

Exhibit V

BOND ISSUE	DATE		INTEREST RATES		AMOUNT OF ORIGINAL ISSUE	PRINCIPAL OUTSTANDING JUNE 30, 2003
	DATED	MATURITY				
CONDUIT DEBT: (Cont.)						
ILLINOIS HOUSING DEVELOPMENT AUTHORITY (Cont.)						
Non General Obligation Bonds: (Cont.)						
Multi-Family Housing Revenue Bonds: (Cont.)						
Series 2002 A..... Louis Joliet Apartments	6-1-02	6-1-32	Variable	(b)	\$ 2,970	\$ 2,940 ^^
Series 2002 B..... Louis Joliet Apartments	6-27-02	6-1-32	Variable	(b)	1,015	1,015 ^^
Series 2002 A..... Danbury Court Apartments	7-11-02	5-1-37	Variable	(b)	6,300	6,300
Series 2002 B..... Danbury Court Apartments	7-11-02	5-1-37	Variable	(b)	450	450
Series 2002..... Heritage Woods of Benton	12-23-02	9-1-34	3.3% to 5.2%		8,000	8,000
Series 2003..... Jackson Park Terrace	6-17-03	10-20-44	Variable	(l)	21,139	21,139
Series 2003 B..... Turnberry II	6-18-03	6-1-05	7.25%		1,330	1,330
Section 8 Elderly Housing Revenue Bonds:						
Series 1992..... Garden House of Maywood	6-1-92	9-1-18	7%		10,800	7,035
Series 1992 A..... Garden House of River Oaks West	11-1-92	1-1-20	6.625% to 6.875%		11,165	9,030
Series 1992 B..... Skyline Towers Apartments	11-1-92	11-1-17	6.625% to 6.875%		7,440	5,765
Series 1992 C..... Village Center Development	12-1-92	3-1-20	6.6% to 6.85%		11,380	9,200
Series 1998..... Morningside North Development	8-1-98	1-1-21	3.7% to 5.25%		21,350	18,625
Series 2001 A..... Hispanic Housing	11-1-01	12-20-41	5.05% to 5.8%		19,365	19,175 ~
					<u>\$ 313,409</u>	<u>\$ 284,534</u>
Advance Refunded Bonds:						
Series 1992 D..... Morningside North Development	12-1-92	1-1-03	6.6% to 6.85%		\$ 21,015	\$ --
					<u>\$ 21,015</u>	<u>\$ --</u>
TOTAL NON GENERAL OBLIGATION BONDS					<u>\$ 334,424</u>	<u>\$ 284,534</u>
TOTAL ILLINOIS HOUSING DEVELOPMENT AUTHORITY					<u>\$ 2,716,279</u>	<u>\$ 1,774,749</u>

STATE OF ILLINOIS
REVENUE BOND ISSUES BY AGENCY
AS OF JUNE 30, 2003
(IN THOUSANDS \$)

Exhibit V

BOND ISSUE	DATE		INTEREST RATES	AMOUNT OF ORIGINAL ISSUE	PRINCIPAL OUTSTANDING JUNE 30, 2003
	DATED	MATURITY			

CONDUIT DEBT: (Cont.)

ILLINOIS HOUSING DEVELOPMENT AUTHORITY (Cont.)

- ~ Confirmation not received from trustee.
- ^ Not listed in FY'2002.
- (a) Interest rate is the rate determined by the remarketing agent which would be necessary to remarket the Bonds in a secondary market transaction at 100% of their principal amount on the Interest Rate Determination Date, however, it cannot exceed 25% per year. This rate is subject to conversion to a fixed rate based on the terms and conditions of the bond resolution.
- (b) Interest rate is variable in a weekly rate, to be determined by a remarketing agent with a conversion to a fixed rate option.
- (c) Interest rate is the lesser of (i) 15% per annum or (ii) the rate determined by the remarketing agent that is needed to remarket the bonds at 100% of their principal amount.
- (d) The 1998 Series D bonds originally issued in the amounts of \$70,320,000 on June 29, 1998 and \$28,120,000 on July 9, 1998, were subject to mandatory tender on June 29, 1999. During the fiscal year all of these bonds were remarketed as fixed rate bonds.
- (e) The 1999 Series A bonds were issued as Convertible Option Bonds with an initial interest rate of 3.0% for Subseries A-1 and 3.1% for Subseries A-2.
- (f) The 1999 Series B bonds were issued as Convertible Option Bonds with an initial interest rate of 3.20% for Subseries B-1 and 3.25% for Subseries B-2.
- (g) Interest rate is a taxable floating rate which will be determined on an annual bases paid monthly with a maximum interest rate of 11.50% per annum.
- (h) Interest rate is a taxable floating rate which will be determined on an annual bases paid monthly with a maximum interest rate of 12% per annum.
- (i) Interest rate is determined by the marketing agent and the short term note. May be paid off at any time.
- (j) Interest rate is the lesser of (i) 10% per annum or (ii) the rate determined by the remarketing agent that is needed to remarket the bonds at 100% of their principal amount.
- (k) Interest rate is 14.5% per annum provided that interest in excess of 5.5% shall be payable only from "Net Cash Flow" and "Final Net Cash Flow".
- (l) Interest rate is determined by construction period at 3.5% and 5.2% thereafter.

ILLINOIS RURAL BOND BANK

Series 1996..... Bethalto Community Unit School District	7-1-96	2-1-12	4.% to 5.85%		\$ 5,300	\$ 4,190
Series 1998..... The County of Stephenson	9-1-98	12-1-13	4.25% to 4.8%		11,060	9,200
Series 1999..... The Town of Long Creek	9-1-99	5-1-30	3.75% to 5.75%		1,600	1,510
Series 2002..... Village of Riverside	5-15-02	12-1-21	3.85% to 4.9%		3,300	3,300
TOTAL ILLINOIS RURAL BOND BANK					\$ 21,260	\$ 18,200

QUAD CITIES REGIONAL ECONOMIC DEVELOPMENT AUTHORITY

Series 1995..... Whitey's Ice Cream Manufacturers, Inc.	12-28-95	12-1-10	Variable	(a)	\$ 2,000	\$ 1,075
Series 1997..... Plastic Products Company, Inc.	12-18-97	12-18-07	Variable	(a)	4,206	3,024
Series 1997..... Steel Warehouse Quad Cities, Inc.	12-30-97	12-1-12	Variable	(a)	5,600	3,200
Series 1998..... Plastic Products Company, Inc.	7-7-98	9-5-07	Variable	(a)	2,042	1,488
Series 1998..... Steel Warehouse Quad Cities, Inc.	12-7-98	12-1-08	Variable	(a)	2,200	1,833
Series 1998..... Seaberg Industries, Inc.	12-11-98	12-1-18	Variable	(b)	1,300	765

STATE OF ILLINOIS
REVENUE BOND ISSUES BY AGENCY
AS OF JUNE 30, 2003
(IN THOUSANDS \$)

Exhibit V

BOND ISSUE	DATE		INTEREST RATES		AMOUNT OF ORIGINAL ISSUE	PRINCIPAL OUTSTANDING JUNE 30, 2003
	DATED	MATURITY				
CONDUIT DEBT: (Cont.)						
QUAD CITIES REGIONAL ECONOMIC DEVELOPMENT AUTHORITY (Cont.)						
Series 1999..... Watts Trucking Service	11-1-99	11-1-19	Variable	(a)	\$ 6,500	\$ 6,500
Series 2001..... IsoTech of Illinois, Inc.	7-19-01	7-1-21	Variable	(a)	2,000	1,865
Series 2002..... Two Rivers YMCA	2-26-02	12-1-31	Variable	(a)	5,500	5,500
TOTAL QUAD CITIES REGIONAL ECONOMIC DEVELOPMENT AUTHORITY					<u>\$ 31,348</u>	<u>\$ 25,250</u>

(a) Interest rate is the rate determined by the remarketing agent which would produce as nearly as possible a par bid on the interest determination date, however, not to exceed 10% per annum.

(b) Interest rate is the rate determined by the remarketing agent which would result in the market value of the bonds to be 100% of the principal; however, not to exceed 12% per annum.

UPPER ILLINOIS RIVER VALLEY DEVELOPMENT AUTHORITY

Series 1996A-B..... Exolon-ESK Company	12-1-96	12-1-21	Variable	(a)	\$ 13,000	\$ 13,000
Series 1998..... General Electric Company	4-1-98	2-1-23	5.45%		3,600	3,600
Series 2000..... Clover Technologies, Ottawa	10-23-00	7-1-20	Variable	(a)	3,000	3,000
Series 2001..... Seneca Grain Co.	5-1-01	5-1-26	Variable	(a)	3,500	3,220
Series 2001..... Morris Hospital	6-1-01	12-1-31	6.05% to 6.625%		7,500	7,410
Series 2001..... Tri-Con Materials, Inc.	12-1-01	7-1-14	Variable	(a)	1,330	1,173
Series 2002..... Advanced Drainage Systems, Inc.	7-1-02	7-1-14	Variable	(a)	7,000	6,770
Series 2002..... Georgi Holdings, LLC	12-1-02	12-1-37	Variable	(a)	4,935	4,935
Series 2002..... Window Acquisition	12-1-02	12-5-22	Variable	(a)	1,400	1,400
TOTAL UPPER ILLINOIS RIVER VALLEY DEVELOPMENT AUTHORITY					<u>\$ 45,265</u>	<u>\$ 44,508</u>

(a) Interest rate is variable in either a weekly, monthly, adjustable or fixed rate as determined by the remarketing agents.

STATE OF ILLINOIS
REVENUE BOND ISSUES BY AGENCY
AS OF JUNE 30, 2003
(IN THOUSANDS \$)

Exhibit V

BOND ISSUE	DATE		INTEREST RATES		AMOUNT OF ORIGINAL ISSUE	PRINCIPAL OUTSTANDING JUNE 30, 2003
	DATED	MATURITY				
CONDUIT DEBT: (Cont.)						
WILL-KANKAKEE REGIONAL DEVELOPMENT AUTHORITY						
Series 1997..... Flanders/Precisionaire	12-31-97	12-15-17	6.5%		\$ 6,000	\$ 5,120
Series 1998..... JRS Realty (Chapel)	12-29-98	12-1-18	Variable	(a)	6,000	4,930
Series 1999..... T.H. Davidson	11-1-99	11-1-19	Variable	(a)	4,600	3,575
Series 1999 A & B..... Atlas Putty	12-22-99	12-1-19	Variable	(a)	2,900	2,755
Series 2000..... Unimast Incorporated	6-15-00	6-1-30	Variable	(a)	6,050	6,050
Series 2000..... Triton Manufacturing Company, Inc.	8-1-00	8-1-20	Variable	(a)	3,440	3,440
Series 2000..... Consumer Water Company	9-1-00	9-1-30	5.4%		4,500	4,500
Series 2002..... Ring Container Corp.	8-29-02	8-29-07	3.691%		2,500	2,115
Series 2002..... Toltec Steel Services	12-1-02	11-1-21	Variable	(a)	8,250	8,030
TOTAL WILL-KANKAKEE REGIONAL DEVELOPMENT AUTHORITY					<u>\$ 44,240</u>	<u>\$ 40,515</u>

(a) Interest rate is variable in either a weekly, monthly, adjustable or fixed rate as determined by the remarketing agents.

SOUTHWESTERN ILLINOIS DEVELOPMENT AUTHORITY

Series 1991..... Shell Oil Company Wood River	8-20-91	8-1-21	Variable	(a)	\$ 19,200	\$ 19,200
Series 1991..... Monsanto Company	9-15-91	7-15-15	7.3%		8,600	8,600
Series 1992..... Shell Oil Company Wood River	4-13-92	4-1-22	Variable	(a)	19,600	19,600
Series 1995..... Shell Oil Company Wood River	11-1-95	11-1-25	Variable	(a)	19,475	19,475
Series 1996 B..... Kienstra, Inc.	9-27-96	9-1-16	4.1% to 6.05%		4,000	3,275
Series 1997..... BASCC	6-5-97	9-1-07	4.25% to 5.5%		3,270	1,540
Series 1997..... YMCA of Edwardsville	7-15-97	7-1-17	5.0% to 6.25%		800	725

STATE OF ILLINOIS
REVENUE BOND ISSUES BY AGENCY
AS OF JUNE 30, 2003
(IN THOUSANDS \$)

Exhibit V

BOND ISSUE	DATE		INTEREST RATES	AMOUNT OF ORIGINAL ISSUE	PRINCIPAL OUTSTANDING JUNE 30, 2003
	DATED	MATURITY			
CONDUIT DEBT: (Cont.)					
SOUTHWESTERN ILLINOIS DEVELOPMENT AUTHORITY (Cont.)					
Series 1998..... Illinois-American Water Company	2-1-98	2-1-28	5.0%	\$ 12,000	\$ 11,975
Series 1998..... Fiber L.L.C.	5-6-98	11-1-18	4.0% to 5.75%	2,750	2,395
Series 1998..... Meridian Village	9-3-98	8-20-38	4.15% to 5.3%	13,075	12,905
Series 1998 A..... City of East St. Louis	3-11-99	4-1-10	6.0%	8,000	5,720
Series 1998 B..... City of East St. Louis	3-11-99	4-1-10	Accreted Bonds (c)	3,000	3,790
Series 1999..... Anderson Hospital	4-1-99	8-15-29	5.0% to 5.625%	26,320	25,145
Series 1999..... Illinois-American Water Company	6-1-99	6-1-29	5.1%	30,645	30,645
Series 2001..... City of O'Fallon	9-15-01	1-1-22	2.7% to 5.05%	7,640	7,470
Series 2001..... Holten Meat, Inc.	11-1-01	11-1-16	4.49%	7,618	7,078
Series 2002..... Waste Management, Inc.	10-23-02	10-1-27	Variable (d)	4,700	4,700
Series 2003..... Fairview Heights	3-27-03	11-1-22	Variable (b)	9,450	9,450
				\$ 200,143	\$ 193,688
<p>(a) Interest rate is the rate determined by the remarketing agent which would result in the market value of the bonds being 100% of the principal amount thereof, however, not to exceed 14% per annum.</p> <p>(b) Interest rate is the rate determined by the remarketing agent which would be necessary to remarket the bonds at par plus accrued interest. This rate is subject to conversion to a fixed rate based on the terms and conditions of the bond resolution.</p> <p>(c) The Accreted Value of each Capital Appreciation Bond will be an amount equal to the original reoffering price compounded semiannually to yield at maturity \$5,000. No periodic interest will be paid to the owners, but will accrete in value while the bond is outstanding.</p> <p>(d) Interest is determined weekly or a term interest rate period as determined by the remarketing agent.</p>					
Advance Refunded Bonds:					
Series 1992 A..... Anderson Hospital	8-15-92	8-15-02	6.75% to 7.0%	\$ 19,445	\$ --
				\$ 19,445	\$ --
TOTAL SOUTHWESTERN ILLINOIS DEVELOPMENT AUTHORITY				\$ 219,588	\$ 193,688

STATE OF ILLINOIS
REVENUE BOND ISSUES BY AGENCY
AS OF JUNE 30, 2003
(IN THOUSANDS \$)

Exhibit V

BOND ISSUE	DATE		INTEREST RATES		AMOUNT OF ORIGINAL ISSUE	PRINCIPAL OUTSTANDING JUNE 30, 2003
	DATED	MATURITY				
CONDUIT DEBT: (Cont.)						
ILLINOIS EDUCATIONAL FACILITIES AUTHORITY						
Construction Bonds:						
Series 1973 A..... Lewis University	7-1-73	7-1-07	7.0% to 7.5%		\$ 1,250	\$ 385
Series 1974 B..... Northwestern University	3-1-74	3-1-04	5.5% to 7.5%		7,300	500
Series 1985..... Museum of Science and Industry	5-29-85	11-1-15	Variable	(a)	7,000	4,900
Series 1985..... Field Museum of Natural History	11-1-85	11-1-25	Variable	(b)	17,800	10,300
Series 1985..... Chicago Historical Society	12-23-85	12-1-25	Variable	(a)	13,400	12,000
Series 1985..... University Pooled Financing Program	12-30-85	12-1-05	Variable	(c)	64,500	29,720
Series 1985..... Culture Pooled Financing Program	12-31-85	12-1-25	Variable	(d)	20,000	20,000
Series 1985..... Northwestern University	12-31-85	12-1-25	Variable	(e)	42,700	35,300
Series 1987 B..... Shedd Aquarium Society	10-8-87	7-1-27	Variable	(d)	18,000	18,000
Series 1988..... Northwestern University	3-10-88	3-1-28	Variable	(d)	47,500	45,400
Series 1988..... Newberry Library	4-7-88	3-1-28	Variable	(d)	5,815	5,600
Series 1989..... Aurora University	3-3-89	12-2-02	Variable	(f)	3,100	--
Series 1989..... Chicago Historical Society	10-17-89	1-1-24	Variable	(d)	10,450	9,500
Series 1990..... Field Museum of Natural History	11-8-90	11-1-25	Variable	(d)	20,000	20,000
Series 1992..... DePaul University	2-11-92	4-1-26	Variable	(d)	57,000	55,500
Series 1992..... Museum of Science & Industry	3-12-92	10-1-26	Variable	(g)	15,000	15,000
Series 1992..... Columbia College	7-1-92	12-1-17	3.5% to 6.875%		13,115	7,030
Series 1992..... Art Institute of Chicago	10-15-92	3-1-27	Variable	(d)	\$ 18,000	\$ 18,000

STATE OF ILLINOIS
REVENUE BOND ISSUES BY AGENCY
AS OF JUNE 30, 2003
(IN THOUSANDS \$)

Exhibit V

BOND ISSUE	DATE		INTEREST RATES	AMOUNT OF ORIGINAL ISSUE	PRINCIPAL OUTSTANDING JUNE 30, 2003
	DATED	MATURITY			
CONDUIT DEBT: (Cont.)					
ILLINOIS EDUCATIONAL FACILITIES AUTHORITY (Cont.)					
Construction Bonds: (Cont.)					
Series 1993 A..... University of Chicago	1-1-93	7-1-13	2.35% to 6.0%	\$ 6,440	\$ 4,215
Series 1993..... Columbia College	2-15-93	12-1-18	4.0% to 6.125%	9,515	7,505
Series 1993..... Northwestern University	5-1-93	12-1-21	3.0% to 5.55%	78,850	68,630
Series 1993..... Art Institute of Chicago	6-1-93	3-1-27	3.2% to 5.8%	23,340	19,700
Series 1993 A..... Bradley University	12-1-93	5-1-04	3.4% to 4.8%	4,505	555
Series 1993 B..... Bradley University	12-1-93	5-1-12	4.3% to 5.25%	6,600	4,720
Series 1993 C..... Bradley University	12-1-93	5-1-07	3.75% to 7.0%	2,715	1,210
Series 1993 B..... University of Chicago	12-1-93	7-1-24	5.5% to 5.6%	36,975	36,975
Series 1993..... Illinois Wesleyan University	12-2-93	9-1-23	3.0% to 5.7%	29,135	27,590
Series 1993 C..... University of Chicago	12-15-93	7-1-07	3.85% to 5.0%	17,475	9,100
Series 1994..... Lewis University	2-1-94	10-1-24	4.5% to 6.0%	14,325	12,435
Series 1994..... Illinois Institute of Technology	6-1-94	12-1-15	4.9% to 6.875%	14,670	11,695
Series 1994..... Chicago Children's Museum	10-6-94	2-1-28	Variable (h)	6,700	6,700
Series 1994..... Chapin Hall for Children	12-22-94	5-15-03	Variable (i)	5,500	--
Series 1995..... Art Institute of Chicago	2-23-95	3-1-27	Variable (h)	24,600	22,000
Series 1995..... North Central College	5-3-95	4-1-05	5.6% to 6.7%	4,055	1,015
Series 1995..... John F. Kennedy Health Care Foundation, Inc.	8-17-95	12-1-25	Variable (h)	12,800	12,400
Series 1995 A..... Chicago Zoological Society	11-15-95	12-15-16	4.3% to 6.1%	5,000	3,990

STATE OF ILLINOIS
REVENUE BOND ISSUES BY AGENCY
AS OF JUNE 30, 2003
(IN THOUSANDS \$)

Exhibit V

BOND ISSUE	DATE		INTEREST RATES		AMOUNT OF ORIGINAL ISSUE	PRINCIPAL OUTSTANDING JUNE 30, 2003
	DATED	MATURITY				
CONDUIT DEBT: (Cont.)						
ILLINOIS EDUCATIONAL FACILITIES AUTHORITY (Cont.)						
Construction Bonds: (Cont.)						
Series 1995 B..... Chicago Zoological Society	12-7-95	12-15-25	Variable	(j)	\$ 5,000	\$ 5,000
Series 1996..... Arts Club of Chicago	3-13-96	1-1-26	Variable	(k)	8,900	8,900
Series 1996..... Art Institute of Chicago	3-27-96	3-1-27	Variable	(h)	33,300	31,700
Series 1996 B..... Midwestern University	7-1-96	5-15-26	4. % to 6.25%		5,875	4,790
Series 1996..... Lewis University	12-15-96	10-1-26	5. % to 6.125%		15,525	15,390
Series 1997..... DePaul University	1-1-97	10-1-19	4.35% to 6. %		58,725	50,360
Series 1997..... Illinois Wesleyan University	2-15-97	9-1-26	5. % to 5.65%		12,600	12,600
Series 1997..... Augustana College	3-15-97	4-1-03	4.6% to 6. %		25,000	-- --
Series 1997..... Adler Planetarium	5-8-97	4-1-31	Variable	(l)	27,000	27,000
Series 1997 A-C Loyola University of Chicago	6-15-97	7-1-24	5.7% to 7.84%		79,970	79,970
Series 1997..... Robert Morris College	8-1-97	6-1-13	4.625% to 5.25%		17,405	13,310
Series 1997..... Shedd Aquarium Society	9-1-97	7-1-27	4.3% to 5.6%		41,260	39,070
Series 1997..... Northwestern University	11-1-97	11-1-32	Variable	(m)	150,000	150,000
Series 1998..... Columbia College	1-15-98	12-1-22	3.7% to 5.1%		22,385	21,210
Series 1998..... Hubbard Street Dance Chicago	2-20-98	2-1-18	Variable	(n)	2,914	2,914
Series 1998 A..... Art Institute of Chicago	3-1-98	3-1-30	Variable	(o)	32,175	32,130
Series 1998 B..... Art Institute of Chicago	3-1-98	3-1-30	Variable	(o)	8,835	8,835
Series 1998..... ACI/Cultural Pooled Financing Program	3-25-98	3-1-28	Variable	(a)	48,300	37,300

STATE OF ILLINOIS
REVENUE BOND ISSUES BY AGENCY
AS OF JUNE 30, 2003
(IN THOUSANDS \$)

Exhibit V

BOND ISSUE	DATE		INTEREST RATES		AMOUNT OF ORIGINAL ISSUE	PRINCIPAL OUTSTANDING JUNE 30, 2003
	DATED	MATURITY				
CONDUIT DEBT: (Cont.)						
ILLINOIS EDUCATIONAL FACILITIES AUTHORITY (Cont.)						
Construction Bonds: (Cont.)						
Series 1998..... Field Museum of Natural History	4-15-98	11-1-32	Variable	(l)	\$ 29,000	\$ 29,000
Series 1998..... Museum of Science and Industry	5-21-98	5-1-19	Variable	(p)	13,000	11,276
Series 1998..... Illinois College of Optometry	5-27-98	4-1-28	Variable	(q)	45,000	45,000
Series 1998 A..... University of Chicago	7-1-98	7-1-38	5.0% to 5.25%		125,000	125,000
Series 1998 B..... University of Chicago	7-1-98	7-1-25	Variable	(r)	90,510	90,510
Series 1998 C-D..... MJH Education Assistance	9-1-98	9-1-13	5.0%		10,255	10,255
Series 1998..... Lake Forest College	9-15-98	10-1-28	3.9% to 5.0%		24,995	24,825
Series 1998 B..... Midwestern University	9-24-98	5-15-28	4.0% to 5.5%		29,930	27,590
Series 1998 A..... MJH Education Assistance	9-1-98	6-25-03	Variable	(s)	17,960	--
Series 1998 B..... MJH Education Assistance	9-1-98	6-25-03	Variable	(s)	2,690	--
Series 1998..... Augustana College	12-1-98	4-1-03	3.6% to 5.25%		13,470	--
Series 1999..... The Lincoln Park Society	1-13-99	1-1-29	Variable	(l)	5,400	5,400
Series 1999..... Illinois Institute of Technology	3-15-99	12-1-25	4.0% to 5.25%		55,700	53,065
Series 1999..... Lake Forest Open Lands Association	5-19-99	8-1-33	Variable	(l)	10,000	10,000
Series 1999 A-B..... National-Louis University	6-29-99	6-1-29	Variable	(t)	42,000	39,600
Series 1999..... ACI/Cultural Pooled Financing Program	7-28-99	7-1-29	Variable	(j)	22,200	21,200
Series 1999 A..... MJH Education Assistance	7-15-99	6-25-03	4.625%		13,015	--
Series 1999 B..... MJH Education Assistance	7-15-99	6-25-03	4.625%		4,005	--

STATE OF ILLINOIS
REVENUE BOND ISSUES BY AGENCY
AS OF JUNE 30, 2003
(IN THOUSANDS \$)

Exhibit V

BOND ISSUE	DATE		INTEREST RATES		AMOUNT OF ORIGINAL ISSUE	PRINCIPAL OUTSTANDING JUNE 30, 2003
	DATED	MATURITY				
CONDUIT DEBT: (Cont.)						
ILLINOIS EDUCATIONAL FACILITIES AUTHORITY (Cont.)						
Construction Bonds: (Cont.)						
Series 1999 C..... MJH Education Assistance	7-15-99	6-25-03	7.65%		\$ 600	\$ --
Series 1999 D..... MJH Education Assistance	7-15-99	9-1-14	5.45%		38,505	38,505
Series 1999 E..... MJH Education Assistance	7-15-99	9-1-14	7.5%		5,055	5,055
Series 1999 F..... MJH Education Assistance	7-15-99	9-1-14	5.45%		5,620	5,620
Series 1999 G..... MJH Education Assistance	7-15-99	9-1-14	8.15%		1,700	1,700
Series 2000 A..... Art Institute of Chicago	2-9-00	3-1-34	Variable	(h)	86,800	86,800
Series 2000 B..... Art Institute of Chicago	2-9-00	3-1-34	Variable	(h)	7,100	7,100
Series 2000..... Field Museum of Natural History	3-22-00	11-1-34	Variable	(j)	30,000	30,000
Series 2000..... Columbia College Chicago	4-5-00	6-1-30	Variable	(h)	17,100	17,100
Series 2000..... Lake County Family YMCA	4-12-00	11-1-30	Variable	(j)	9,000	9,000
Series 1995..... Commercial Paper	2-13-03	10-9-03	Variable	(u)	137,895	114,735
Series 2000..... ACI/Cultural Pooled Financing	8-2-00	8-1-30	Variable	(d)	11,900	6,400
Series 2000..... Shedd Aquarium Society	8-7-00	7-1-35	Variable	(l)	30,000	30,000
Series 2000..... Benedictine College	8-30-00	8-1-25	Variable	(l)	14,350	14,350
Series 2000..... DePaul University	10-15-00	10-1-20	4.4% to 5.625%		59,800	55,930
Series 2000..... Dominican University	11-1-00	10-1-30	Variable	(l)	11,000	11,000
Series 2000..... Robert Morris College	11-1-00	6-1-17	4.5% to 5.8%		12,040	11,655
Series 2000..... Illinois Institute of Technology	12-19-00	12-1-35	Variable	(l)	38,000	38,000

STATE OF ILLINOIS
REVENUE BOND ISSUES BY AGENCY
AS OF JUNE 30, 2003
(IN THOUSANDS \$)

Exhibit V

BOND ISSUE	DATE		INTEREST RATES		AMOUNT OF ORIGINAL ISSUE	PRINCIPAL OUTSTANDING JUNE 30, 2003
	DATED	MATURITY				
CONDUIT DEBT: (Cont.)						
ILLINOIS EDUCATIONAL FACILITIES AUTHORITY (Cont.)						
Construction Bonds: (Cont.)						
Series 2001..... Concordia University River Forest	9-20-01	10-1-31	Variable	(l)	\$ 25,000	\$ 25,000
Series 2001 A..... University of Chicago	10-4-01	7-1-41	5.25%		75,000	75,000
Series 2001 B1 - B3..... University of Chicago	10-4-01	7-1-36	Variable	(v)	175,000	175,000
Series 2002..... St. Xavier University	5-8-02	1-1-03	Variable	(l)	10,700	-- --
Series 2002 A..... IIT State Street Corp.	5-9-02	6-1-33	Variable	(w)	28,635	28,635
Series 2002 B..... IIT State Street Corp.	5-9-02	6-1-04	Variable	(w)	165	165
Series 2002..... University Center	5-15-02	5-1-34	4.125% to 6.625%		151,030	151,030
Series 2002..... Field Museum of Natural History	9-12-02	11-1-36	Variable	(x)	90,000	90,000
Series 2002..... National Opinion Research Center	9-13-02	6-1-07	3.5%		2,050	1,746
Series 2002..... Aurora University	10-9-02	3-1-32	Variable	(l)	14,000	14,000
Series 2002 A..... St. Xavier University	11-13-02	10-1-32	Variable	(l)	35,800	35,800
Series 2002 A..... Chicago Symphony Orchestra	12-19-02	6-1-33	Variable	(y)	80,650	80,650
Series 2003 A..... Augustana College	2-1-03	10-1-32	4.% to 5.7%		36,370	36,370
Series 2003 B..... Augustana College	2-13-03	10-1-32	Variable	(l)	7,090	7,090
Series 2003..... Chapin Hall Center for Children	5-15-03	7-1-24	Variable	(l)	5,250	5,250
Series 2003 A..... MJH Education Assistance Illinois ILLC	6-1-03	9-1-18	5.%		17,470	17,470
Series 2003 B..... MJH Education Assistance Illinois ILLC	6-1-03	9-1-18	5.%		3,645	3,645

STATE OF ILLINOIS
REVENUE BOND ISSUES BY AGENCY
AS OF JUNE 30, 2003
(IN THOUSANDS \$)

Exhibit V

BOND ISSUE	DATE		INTEREST RATES	AMOUNT OF ORIGINAL ISSUE	PRINCIPAL OUTSTANDING JUNE 30, 2003
	DATED	MATURITY			
CONDUIT DEBT: (Cont.)					
ILLINOIS EDUCATIONAL FACILITIES AUTHORITY (Cont.)					
Construction Bonds: (Cont.)					
Series 2003 C..... MJH Education Assistance Illinois ILLC	6-1-03	9-1-18	5.0%	\$ 15,135	\$ 15,135
Series 2003 D..... MJH Education Assistance Illinois ILLC	6-1-03	9-1-18	4.0%	3,530	3,530
				\$ 3,127,414	\$ 2,839,236

- (a) Interest rate is set weekly by the remarketing agent at the lesser of: (i) 15% or (ii) the lowest rate at which in the judgment of the remarketing agent the bonds could be remarketed at par.
- (b) Interest rate is the lesser of: (i) 22% or (ii) the lowest rate at which in the judgment of the remarketing agent the bonds could be remarketed at par.
- (c) Interest rate is 6.5% until June 2, 1986; thereafter, it is the rate determined weekly by the remarketing agent until the demand bonds are converted to fixed rate bonds.
- (d) Interest rate is variable in either a daily mode, weekly mode, commercial paper period or adjustable long period, per individual bond, to be determined by the remarketing agent with a conversion option to a fixed rate.
- (e) Interest rate is the rate determined by the remarketing agent which would enable the bonds to be remarketed at par.
- (f) Interest rate is the lesser of: (i) when the Letter of Credit is in effect the maximum rate of interest specified in the Letter of Credit initially 15%, or (ii) 20% per annum.
- (g) Interest rate is 5.625% until October 1, 1996; thereafter, it is the rate determined by the remarketing agent.
- (h) Interest rate is initially issued in a floating rate mode; thereafter, it may be in a daily, floating, adjustable or fixed rate mode as determined by the remarketing agent.
- (i) Interest rate is 6.73% until July 1, 2004; thereafter, it is the applicable rate determined by the interest rate agent.
- (j) Interest rate is variable in either a weekly, monthly or adjustable long mode, per individual bond, to be determined by the remarketing agent with a conversion option to a fixed rate, which would enable the bonds to be remarketed at the principal amount thereof, however, not to exceed 15% per annum.
- (k) Interest rate is initially issued in a floating rate mode; thereafter, it may be in a daily, floating, adjustable or fixed rate mode as determined by the remarketing agent, however, not to exceed 15% per annum.
- (l) Interest rate is initially issued in a weekly rate mode. Thereafter, the bonds may operate at any time in a daily, weekly, adjustable, or fixed rate mode.
- (m) Interest rates during the Adjustable Rate Period will range from 4.70% to 5.25%. Thereafter, the bonds may operate at any time in a daily, weekly, or adjustable rate mode.
- (n) Interest rate is 5.05% through January 31, 2003. Thereafter, the rate of interest shall be calculated by the indexing agent for a period of three years using either the Term Rate Mode or the Offshore Mode Rate.
- (o) Interest rates during the Adjustable Rate Period will range from 4.5% to 6.34%. Thereafter, the bonds may operate at any time in a daily, weekly, or adjustable rate mode.
- (p) Interest rate is 4.97% through April 30, 2003. Thereafter, the rate of interest shall be calculated by the indexing agent using either the Term Rate Mode or the Offshore Rate Mode.
- (q) Interest rate is initially issued in a SAVRS Mode. Thereafter, the bonds may operate in the SAVRS Mode, the Weekly Mode, or the Fixed Mode.
- (r) Interest rate is 4.4% through June 30, 2004. Thereafter, the bonds may operate in daily, weekly, or adjustable rate mode.
- (s) Interest rate is 4.05% through August 31, 2003. Thereafter, the bonds will bear interest at a fixed rate as determined by the Indexing Agent.
- (t) Interest rate is variable and operates in either a weekly or flexible mode. The rate is determined by the remarketing agent at the lowest rate necessary to remarket the bonds at par plus accrued interest not to exceed 15% per annum.
- (u) Commercial paper has been issued by the Authority in short term increments which roll-over periodically. The commercial paper issued to date have had interest rates ranging from 0.90% to 4.8% and lengths of maturity from 1 to 189 days. It is the Authority's intent to issue commercial paper for these projects until November 1, 2005.
- (v) Interest during the Adjustable Rate Period will range from 2.05% to 4.00%. Thereafter, the bonds may operate at any time in a daily, weekly, adjustable rate or an Auction Rate.
- (w) Interest rate is initially issued in a weekly rate mode. Thereafter, the bonds may operate at any time in a weekly, 3-month rate, 6-month rate, 1-year rate, 3-year rate, 5-year rate, 7-year rate and fixed rate mode, not to exceed 12% per annum.
- (x) Interest rate is initially issued in a Adjustable Rate Mode. Thereafter, the bond may operate at anytime in a daily or weekly mode.
- (y) Interest rate is initially issued in a Auction Rate Mode. Thereafter, it may be in a daily, weekly, adjustable or fixed rate mode.

STATE OF ILLINOIS
REVENUE BOND ISSUES BY AGENCY
AS OF JUNE 30, 2003
(IN THOUSANDS \$)

Exhibit V

BOND ISSUE	DATE		INTEREST RATES	AMOUNT OF ORIGINAL ISSUE	PRINCIPAL OUTSTANDING JUNE 30, 2003
	DATED	MATURITY			
CONDUIT DEBT: (Cont.)					
ILLINOIS EDUCATIONAL FACILITIES AUTHORITY (Cont.)					
Advance Refunded Bonds:					
Series 1975 B..... University of Chicago	1-1-75	1-1-04	5.8% to 8.25%	\$ 12,000	\$ 955
Series 1975 A..... Chicago College of Osteopathic Medicine	5-1-75	7-1-05	7.5% to 8.75%	25,500	8,140
Series 1977 C..... University of Chicago	8-1-77	8-1-07	5.% to 6.5%	35,000	6,495
Series 1977 D..... Institute of Technology	12-1-77	12-1-02	5.8% to 7.25%	6,000	-- --
Series 1979 B..... Loyola University of Chicago	7-1-79	7-1-09	5.1% to 6.25%	15,000	6,050
Series 1984 A..... Loyola University of Chicago	8-1-84	7-1-14	Accreted Bonds (a)	4,834	21,525
Series 1985..... University of Chicago	12-19-85	12-1-03	5.7% to 6.1%	101,000	85,000
Series 1989 A..... Loyola University of Chicago	3-1-89	7-1-03	5.% to 6.1%	8,445	7,480
Series 1989 B..... Loyola University of Chicago	3-1-89	7-1-04	5.3% to 6.5%	2,700	2,390
Series 1991 A..... Loyola University of Chicago	7-1-91	7-1-07	6.2% to 7.125%	127,045	17,410
Series 1991 A..... Loyola University of Chicago	7-16-91	7-1-05	Accreted Bonds (a)	11,322	12,863
Series 1992..... Chicago Osteopathic Health Systems	6-4-92	5-15-22	6.5% to 7.25%	36,835	25,235
Series 1992..... Columbia College	7-1-92	12-1-04	6.25% to 6.875%	12,490	12,490
Series 1993 A..... Loyola University of Chicago	6-1-93	7-1-08	5.2% to 5.5%	17,625	17,625
Series 1993 B..... Loyola University of Chicago	6-1-93	7-1-14	5.45% to 5.7%	14,000	14,000
Series 1993 C..... Loyola University of Chicago	6-1-93	7-1-12	Variable (b)	44,000	44,000
Series 1993..... Illinois Wesleyan University	12-2-93	9-1-05	4.85% to 5.6%	5,865	4,335
Series 1994..... Eureka College	1-13-94	2-1-04	6.13% to 6.33%	5,000	3,320

STATE OF ILLINOIS
REVENUE BOND ISSUES BY AGENCY
AS OF JUNE 30, 2003
(IN THOUSANDS \$)

Exhibit V

BOND ISSUE	DATE		INTEREST RATES		AMOUNT OF ORIGINAL ISSUE	PRINCIPAL OUTSTANDING JUNE 30, 2003
	DATED	MATURITY				
CONDUIT DEBT: (Cont.)						
ILLINOIS EDUCATIONAL FACILITIES AUTHORITY (Cont.)						
Advance Refunded Bonds: (Cont.)						
Series 1994..... Chapin Hall for Children	12-22-94	7-1-03	Variable	(c)	\$ 5,500	\$ 4,940
Series 1996 B..... Midwestern University	7-1-96	5-15-26	4.75% to 6.25%		17,125	15,680
Series 1997..... Augustana College	3-15-97	10-1-07	5.0% to 6.0%		21,045	21,045
Series 1998..... Augustana College	12-1-98	10-1-08	4.4% to 5.25%		11,965	11,965
Series 1998 A..... MJH Education Assistance	9-1-98	9-1-03	4.05%		17,960	17,960
Series 1998 B..... MJH Education Assistance	9-1-98	9-1-03	4.05%		2,690	2,690
Series 1999 A..... MJH Education Assistance	7-15-99	9-1-04	4.625%		13,015	13,015
Series 1999 B..... MJH Education Assistance	7-15-99	9-1-04	4.625%		4,005	4,005
Series 1999 C..... MJH Education Assistance	7-15-99	9-1-04	7.65%		600	600
					<u>\$ 578,566</u>	<u>\$ 381,213</u>
TOTAL ILLINOIS EDUCATIONAL FACILITIES AUTHORITY					<u>\$ 3,705,980</u>	<u>\$ 3,220,449</u>

- (a) The Accreted Value of each Capital Appreciation Bond will be an amount equal to the original price compounded semiannually to yield 6.0502% to 11.5% at maturity. No periodic interest will be paid to the owners, but will accrete in value while the bond is outstanding.
- (b) The 1993C bonds consist of equal principal amounts of Auction Rate Notes (ARN's) and the Yield Curve Notes (YCN's). The ARN's will bear interest at the rate determined by the market agent plus a service charge rate. The interest rates with respect to the ARN's and YCN's will total 11.5% which is the reference rate.
- (c) Interest rate is 6.73% until July 1, 2004; thereafter, it is the applicable rate determined by the interest rate agent.

STATE OF ILLINOIS
REVENUE BOND ISSUES BY AGENCY
AS OF JUNE 30, 2003
(IN THOUSANDS \$)

Exhibit V

BOND ISSUE	DATE		INTEREST RATES	AMOUNT OF ORIGINAL ISSUE	PRINCIPAL OUTSTANDING JUNE 30, 2003
	DATED	MATURITY			
CONDUIT DEBT: (Cont.)					
ILLINOIS DEVELOPMENT FINANCE AUTHORITY					
Environmental Bonds (Large Business):					
Series 1977 A..... Commonwealth Edison Company	5-15-77	5-15-03	5.875%	\$ 50,000	\$ -- --
Series 1977 D..... CPC International, Inc.	9-1-77	12-1-02	5.625%	6,250	-- --
Series 1979 A..... Olin Corporation	3-1-79	3-1-04	6.875%	17,500	17,500
Series 1985..... Citizens Utilities Company	8-1-85	7-1-02	Variable (a)	4,350	-- --
Series 1985..... Citizens Utilities Company	8-1-85	8-1-25	Variable (a)	2,000	2,000
Series 1985..... A.E. Staley Manufacturing Co.	12-1-85	12-1-05	Variable (a)	7,500	7,500
Series 1985..... Diamond-Star Motors Corporation	12-1-85	12-1-08	Variable (b)	39,700	23,700
Series 1991..... Citizens Utilities	4-1-91	6-30-03	Variable (c)	7,400	-- --
Series 1991 A..... Illinois Power Company	7-1-91	7-1-21	7.375%	84,710	84,710
Series 1992..... CPC International, Inc.	6-2-92	5-1-03	6.75%	9,000	-- --
Series 1993 A..... Central Illinois Public Service Company	1-1-93	1-1-28	6.375%	35,000	35,000
Series 1993..... Iowa-Illinois Gas and Electric Co.	3-17-93	1-1-16	Variable (d)	4,200	4,200
Series 1993 A..... Olin Corporation	5-26-93	6-1-04	Variable (e)	8,100	8,100
Series 1993 B..... Central Illinois Public Service Company	6-1-93	12-1-27	Variable (e)	35,000	35,000
Series 1993 D..... Olin Corporation	7-15-93	3-1-16	Variable (e)	5,540	5,540
Series 1993 C-1..... Central Illinois Public Service Company	8-15-93	8-15-26	Variable (d)	35,000	35,000
Series 1993 C-2..... Central Illinois Public Service Company	8-15-93	8-15-26	Variable (d)	25,000	25,000
Series 1993 A..... Illinois-American Water Company	9-23-93	8-1-23	Variable (f)	6,000	5,785

STATE OF ILLINOIS
REVENUE BOND ISSUES BY AGENCY
AS OF JUNE 30, 2003
(IN THOUSANDS \$)

Exhibit V

BOND ISSUE	DATE		INTEREST RATES		AMOUNT OF ORIGINAL ISSUE	PRINCIPAL OUTSTANDING JUNE 30, 2003
	DATED	MATURITY				
CONDUIT DEBT: (Cont.)						
ILLINOIS DEVELOPMENT FINANCE AUTHORITY (Cont.)						
Environmental Bonds (Large Business): (Cont.)						
Series 1993..... Citizens Utility Company	11-16-93	11-15-28	Variable	(g)	\$ 9,000	\$ 9,000
Series 1994..... Commonwealth Edison Company	1-15-94	1-15-14	5.3% to 5.85%		66,000	66,000
Series 1994 A..... Illinois Power Company	2-15-94	2-1-24	5.7%		35,615	35,615
Series 1994..... UNO-VEN Company	5-26-94	9-1-08	Variable	(h)	19,850	19,850
Series 1994 B..... Commonwealth Edison Company	10-5-94	10-15-14	Variable	(d)	42,200	42,200
Series 1994..... Amoco Corporation	11-1-94	11-1-12	Variable	(e)	8,610	8,610
Series 1994 C..... Commonwealth Edison Company	12-1-94	3-1-09	Variable	(d)	50,000	50,000
Series 1994 D..... Commonwealth Edison Company	12-1-94	3-1-15	6.75%		91,000	91,000
Series 1994 B..... Illinois Power Company	12-1-94	12-1-24	7.4%		84,150	84,150
Series 1996..... Commonwealth Edison Company	6-27-96	12-1-06	Variable	(a)	110,000	110,000
Series 1996..... Armstrong	12-18-96	12-1-24	5.95%		11,000	11,000
Series 1997 A..... Illinois Power Company	4-10-97	4-1-32	Variable	(i)	70,000	70,000
Series 1997 B..... Illinois Power Company	4-10-97	4-1-32	Variable	(i)	45,000	45,000
Series 1997 C..... Illinois Power Company	4-10-97	4-1-32	Variable	(i)	35,000	35,000
Series 1997 A, B..... WSREC	4-17-97	4-1-23	8.25%		8,140	7,620
Series 1997..... Waste Management, Inc.	12-23-97	1-1-10	Variable	(j)	34,570	34,570
Series 1998 A, B..... Illinois Power Company	3-6-98	3-1-28	5.4%		52,455	52,455
Series 1998 A, B..... LandComp Corporation	9-1-98	12-1-02	Variable	(j)	5,300	-- --

STATE OF ILLINOIS
REVENUE BOND ISSUES BY AGENCY
AS OF JUNE 30, 2003
(IN THOUSANDS \$)

Exhibit V

BOND ISSUE	DATE		INTEREST RATES		AMOUNT OF ORIGINAL ISSUE	PRINCIPAL OUTSTANDING JUNE 30, 2003
	DATED	MATURITY				
CONDUIT DEBT: (Cont.)						
ILLINOIS DEVELOPMENT FINANCE AUTHORITY (Cont.)						
Environmental Bonds (Large Business): (Cont.)						
Series 2000 A..... AmerenCIPS	3-9-00	3-1-14	Variable	(e)	\$ 51,100	\$ 51,100
Series 2000 A, B..... 2500 Development Grp. (Groot Indust.)	10-5-00	1-1-21	Variable	(k)	2,500	2,250
Series 2000..... Waste Management, Inc.	12-1-00	2-1-07	5.85%		51,685	51,685
Series 2001 A..... Illinois Power Co.	5-1-01	11-1-28	Variable	(i)	111,770	111,770
Series 2001 B..... Illinois Power Co.	5-1-01	3-1-17	Variable	(i)	75,000	75,000
Series 2001..... Republic Services, Inc.	12-19-01	12-1-26	Variable	(h)	10,000	10,000
Series 2002..... CITGO Petroleum Corporation	6-1-02	6-1-32	Variable	(i)	30,000	30,000
Series 2002..... Commonwealth Edison	6-4-02	4-15-13	Variable	(i)	100,000	100,000
Series 2002..... Kasbergen Family Living Trust	6-25-02	6-1-22	Variable	(l)	3,000	3,000
Series 2002..... Waste Management, Inc.	10-23-02	10-1-23	Variable	(k)	20,000	20,000
Series 2003..... Commonwealth Edison	5-8-03	5-15-17	Variable	(i)	40,000	40,000
					\$ 1,655,195	\$ 1,555,910
Environmental Bonds (Small Business):						
Series 1983..... AAA Disposal Systems, Inc.	12-1-83	12-1-03	Variable	(m)	\$ 1,000	\$ 50
					\$ 1,000	\$ 50
TOTAL ENVIRONMENTAL BONDS					\$ 1,656,195	\$ 1,555,960

STATE OF ILLINOIS
 REVENUE BOND ISSUES BY AGENCY
 AS OF JUNE 30, 2003
 (IN THOUSANDS \$)

Exhibit V

BOND ISSUE	DATE		INTEREST RATES	AMOUNT OF ORIGINAL ISSUE	PRINCIPAL OUTSTANDING JUNE 30, 2003
	DATED	MATURITY			

CONDUIT DEBT: (Cont.)

ILLINOIS DEVELOPMENT FINANCE AUTHORITY (Cont.)

Environmental Bonds (Large/Small Business): (Cont.)

- (a) Interest rate is the rate determined by the remarketing agent which would be necessary to sell the bonds in a secondary market at a price equal to the principal amount.
- (b) Interest rate is the rate determined by the placement agent to be the rate necessary to place the bonds at a price of par.
- (c) Interest rate is a fixed rate thru a specified date; thereafter, the rate may be reset by the remarketing agent.
- (d) Interest rate is the lesser of: (i) 15% and (ii) the rate determined by the Remarketing Agent to be the minimum rate at which the bonds could be sold at their principal amount.
- (e) Interest rate is the rate determined by the Remarketing Agent to enable the bonds to be sold at a price equal to their principal amount plus accrued interest.
- (f) Interest rate is fixed thru a specified period; thereafter the rate is determined by the placement agent to be the rate necessary to place the bonds at a price of par.
- (g) Interest rate is the lesser of: (i) 15% and (ii) the rate determined by the remarketing agent which would be necessary to sell the bonds in a secondary market at a price equal to the principal amount.
- (h) Interest rate is the lesser of: (i) 15% and (ii) the rate determined by the remarketing agent to be the rate necessary to place the bonds at a price of par plus accrued interest.
- (i) Interest rate is determined by auction rate as provided by the auction agent..
- (j) Interest rate is the lesser of (i) 12% and (ii) the rate determined by the remarketing agent which would enable the bonds to be sold at 100% of the principal amount plus accrued interest.
- (k) Interest rate is the rate determined by the remarketing agent on a weekly basis and paid monthly.
- (l) Interest rate terms changed this issue from a fixed note bond to a variable rate in FY 2002 per the "redemption in the event of death of a bond holder" provision of this bond issue.
- (m) Interest rate is 75% of the prime lending rate.

STATE OF ILLINOIS
REVENUE BOND ISSUES BY AGENCY
AS OF JUNE 30, 2003
(IN THOUSANDS \$)

Exhibit V

BOND ISSUE	DATE		INTEREST RATES		AMOUNT OF ORIGINAL ISSUE	PRINCIPAL OUTSTANDING JUNE 30, 2003
	DATED	MATURITY				
CONDUIT DEBT: (Cont.)						
ILLINOIS DEVELOPMENT FINANCE AUTHORITY (Cont.)						
Industrial Development Bonds:						
Series 1982..... M. L. B. of Naperville, Inc.	8-1-82	5-1-07	Variable	(a)	\$ 800	\$ 131
Series 1984..... North American Paper Company	9-1-84	9-1-04	Variable	(a)	2,600	43
Series 1984..... Michael Lewis Company	10-1-84	11-1-04	Variable	(a)	3,450	486
Series 1984..... Addison Building Company	11-1-84	8-1-02	Variable	(a)	1,550	-- --
Series 1984..... Dart Container Corporation	12-1-84	12-1-09	Variable	(b)	2,600	2,600
Series 1984..... Enterprise Office Campus	12-1-84	12-1-17	Variable	(a)	6,000	6,000
Series 1984..... Barrington/Lakes Executive Center Limited Partnership	12-26-84	3-1-03	Variable	(c)	3,000	-- --
Series 1985..... Karfam Company	5-1-85	10-15-02	Variable	(a)	750	-- --
Series 1985..... Giftco, Inc.	6-15-85	9-1-05	Variable	(a)	3,200	493
Series 1985..... Control Masters, Inc.	7-1-85	6-1-07	Variable	(a)	610	158
Series 1985..... Molex Incorporated	7-26-85	7-1-05	Variable	(d)	2,000	2,000
Series 1985..... Garden Investment Company	8-22-85	9-1-05	Variable	(a)	1,000	112
Series 1985..... Dart Container Corporation of Illinois	8-29-85	8-1-25	Variable	(e)	1,500	1,500
Series 1985..... CPL/Downers Grove	12-1-85	12-1-10	Variable	(f)	6,500	6,500
Series 1985..... Garry Brainin	12-1-85	9-1-02	Variable	(a)	1,500	-- --
Series 1985..... 41 Partnership	12-1-85	1-1-16	Variable	(f)	1,800	1,298
Series 1985..... Terry Jay Johnson-Gamon Int'l.	12-1-85	6-30-06	Variable	(a)	900	123
Series 1985..... D & K Properties	12-15-85	1-1-06	Variable	(g)	3,200	1,922

STATE OF ILLINOIS
REVENUE BOND ISSUES BY AGENCY
AS OF JUNE 30, 2003
(IN THOUSANDS \$)

Exhibit V

BOND ISSUE	DATE		INTEREST RATES		AMOUNT OF ORIGINAL ISSUE	PRINCIPAL OUTSTANDING JUNE 30, 2003
	DATED	MATURITY				
CONDUIT DEBT: (Cont.)						
ILLINOIS DEVELOPMENT FINANCE AUTHORITY (Cont.)						
Industrial Development Bonds: (Cont.)						
Series 1985..... Webster-Wayne Shopping Center Ltd.	12-23-85	9-1-02	Variable	(b)	\$ 7,200	\$ -- --
Series 1985..... 164 North Wacker Drive	12-31-85	12-1-15	Variable	(h)	3,000	1,160
Series 1986..... Strawberry Hill Plaza	3-1-86	4-1-16	Variable	(a)	1,200	898
Series 1986..... Deerfield Executive Center	8-1-86	9-1-02	Variable	(i)	5,000	-- --
Series 1986..... U. G. N., Inc.	9-23-86	9-15-11	Variable	(i)	7,100	7,100
Series 1986..... 6 West Hubbard Street	12-1-86	12-1-16	Variable	(b)	9,600	4,145
Series 1986..... MTI Corporation	12-23-86	10-1-16	Variable	(j)	3,500	3,500
Series 1988..... Crane-Tripp Partners	2-1-88	2-1-13	Variable	(k)	5,935	3,615
Series 1988..... Ivex Corporation	4-1-88	9-1-02	Variable	(l)	5,000	-- --
Series 1988..... H-O-H Industries	10-7-88	10-1-08	Variable	(m)	1,800	548
Series 1988 (In Default)..... Great Plains Hotel Corp.	11-2-88	4-1-16	7.5%		8,600	7,000 ^
Series 1988..... Miner Enterprises, Inc.	12-1-88	12-1-08	Variable	(i)	2,050	2,050
Series 1989..... MTI Corporation	1-24-89	1-1-09	Variable	(n)	4,000	4,000
Series 1989..... Unique Building Corp.	6-7-89	5-1-09	Variable	(o)	4,200	2,800
Series 1989..... Addison 450 Limited Partnership	10-13-89	12-1-09	Variable	(f)	6,200	4,100
Series 1989..... Engis Corporation	11-14-89	10-1-09	Variable	(h)	5,500	1,925
Series 1989..... H & L Durex	12-1-89	2-1-15	Variable	(p)	2,350	1,567
Series 1989..... D. E. Akin Seed, Inc.	12-7-89	11-1-04	Variable	(q)	2,775	2,775

STATE OF ILLINOIS
REVENUE BOND ISSUES BY AGENCY
AS OF JUNE 30, 2003
(IN THOUSANDS \$)

Exhibit V

BOND ISSUE	DATE		INTEREST RATES		AMOUNT OF ORIGINAL ISSUE	PRINCIPAL OUTSTANDING JUNE 30, 2003
	DATED	MATURITY				
CONDUIT DEBT: (Cont.)						
ILLINOIS DEVELOPMENT FINANCE AUTHORITY (Cont.)						
Industrial Development Bonds: (Cont.)						
Series 1989..... Mattoon Precision Manufacturing, Inc.	12-14-89	2-5-03	Variable	(q)	\$ 8,000	\$ -- --
Series 1990..... Tajon Warehousing Corp.	1-25-90	1-1-10	Variable	(r)	5,625	5,325
Series 1990..... Korex Corporation	4-11-90	3-1-20	Variable	(f)	4,000	4,000
Series 1990..... Kel-Mel Supply	6-7-90	6-1-10	Variable	(s)	1,300	700
Series 1990..... Michael's Cooperage Company	7-19-90	12-1-10	Variable	(a)	1,550	730
Series 1990..... Designed Stairs	8-24-90	9-1-05	Variable	(t)	1,500	809
Series 1990..... Hill Engineering, Inc.	9-19-90	9-1-05	Variable	(a)	750	180 ~
Series 1990..... Plano Molding Company	9-20-90	9-1-05	Variable	(b)	6,500	6,500
Series 1990..... Solar Press	9-27-90	9-1-05	Variable	(u)	3,500	3,500
Series 1990..... Etcon Corporation	9-28-90	9-1-05	Variable	(s)	842	620
Series 1991..... Kindlon Partners	6-5-91	5-7-03	Variable	(s)	4,000	-- --
Series 1991..... Surgipath Medical Industries	6-11-91	6-1-11	Variable	(v)	3,800	1,500
Series 1991..... THK America, Inc.	7-17-91	3-5-03	Variable	(s)	3,700	-- --
Series 1991..... Redi-Cut Foods, Inc.	10-1-91	10-1-06	Variable	(w)	8,700	2,830
Series 1991..... Belmont Steel	10-31-91	10-1-06	Variable	(s)	5,500	1,900
Series 1991..... J. H. Botts, Inc.	12-30-91	1-1-12	Variable	(a)	2,150	1,190
Series 1991..... Nielsen-Massey Vanillas, Inc.	12-31-91	12-1-07	Variable	(s)	2,100	500
Series 1991..... Parco Foods, Inc.	12-31-91	1-1-07	Variable	(w)	7,000	1,200

STATE OF ILLINOIS
REVENUE BOND ISSUES BY AGENCY
AS OF JUNE 30, 2003
(IN THOUSANDS \$)

Exhibit V

BOND ISSUE	DATE		INTEREST RATES		AMOUNT OF ORIGINAL ISSUE	PRINCIPAL OUTSTANDING JUNE 30, 2003
	DATED	MATURITY				
CONDUIT DEBT: (Cont.)						
ILLINOIS DEVELOPMENT FINANCE AUTHORITY (Cont.)						
Industrial Development Bonds: (Cont.)						
Series 1992..... Field Container Corporation	3-25-92	6-1-03	Variable	(s)	\$ 2,600	\$ -- --
Series 1992..... Olympic Steel, Inc.	6-1-92	3-1-03	Variable	(s)	2,660	-- --
Series 1992..... Plano Molding	6-1-92	6-1-12	7.75%		6,500	4,335
Series 1992..... Randolph Pickle Corporation	6-25-92	6-1-12	Variable	(s)	5,900	3,500
Series 1992..... American Fluorescent Corporation	6-30-92	6-1-12	Variable	(s)	3,000	1,300
Series 1993..... Dial Tool Industries	11-23-93	11-1-13	Variable	(r)	1,400	1,085
Series 1993..... Lunt Manufacturing Company	12-1-93	12-1-14	5.05% to 6.15%		6,000	3,550
Series 1993..... Camcraft, Inc.	12-21-93	7-1-14	Variable	(c)	4,200	2,600
Series 1993..... Cloverhill Pastry Vend Corporation	12-30-93	12-1-13	Variable	(x)	7,200	3,970
Series 1994..... El-Milagro, Inc.	3-1-94	3-31-09	Variable	(y)	2,700	285
Series 1994..... LA-CO Industries, Inc.	3-2-94	12-31-08	Variable	(y)	4,500	3,083
Series 1994 A (Bankruptcy)..... Ford Heights Waste Tire to Energy	3-15-94	4-1-11	7.875%		79,635	79,635 ^
Series 1994..... Pekin Paperboard Company	3-31-94	7-1-02	Variable	(t)	5,500	-- --
Series 1994..... Olive Can Company	5-12-94	12-1-18	Variable	(k)	6,560	3,320
Series 1994..... ARO Metal Stamping Company	6-1-94	12-1-02	Variable	(z)	1,650	-- --
Series 1994..... Yale-South Haven, Inc.	6-21-94	6-1-09	Variable	(k)	3,100	1,260
Series 1994..... Grecian Delight Foods, Inc.	8-1-94	8-1-19	Variable	(r)	8,900	6,500
Series 1994..... SWD, Inc.	8-25-94	8-1-09	Variable	(i)	5,500	1,400

STATE OF ILLINOIS
REVENUE BOND ISSUES BY AGENCY
AS OF JUNE 30, 2003
(IN THOUSANDS \$)

Exhibit V

BOND ISSUE	DATE		INTEREST RATES		AMOUNT OF ORIGINAL ISSUE	PRINCIPAL OUTSTANDING JUNE 30, 2003
	DATED	MATURITY				
CONDUIT DEBT: (Cont.)						
ILLINOIS DEVELOPMENT FINANCE AUTHORITY (Cont.)						
Industrial Development Bonds: (Cont.)						
Series 1994..... Chicago Fineblanking Corporation	9-28-94	7-1-15	Variable	(u)	\$ 4,000	\$ 1,300
Series 1994..... Knead Dough Baking Company	9-28-94	10-1-06	Variable	(aa)	9,500	4,145
Series 1994..... Overton Gear and Tool Corporation	10-27-94	10-1-08	Variable	(x)	3,100	860
Series 1994..... Nu-Way Industries, Inc.	11-29-94	12-1-09	Variable	(r)	3,000	1,400
Series 1995..... EVAPCO	3-2-95	2-1-15	Variable	(bb)	2,500	1,700
Series 1995..... Unilock Chicago, Inc.	3-8-95	3-1-05	Variable	(r)	4,200	800
Series 1995..... Azteca Foods, Inc.	3-14-95	3-1-08	Variable	(r)	4,600	1,400
Series 1995..... Brown Paper Goods Company	3-15-95	5-1-15	Variable	(l)	3,350	1,996
Series 1995..... Kris Dee and Associates, Inc.	3-15-95	4-1-15	Variable	(y)	2,500	1,010
Series 1995 A..... Royal Continental Box Company	4-6-95	4-1-06	Variable	(r)	1,100	300
Series 1995 C..... Grayhill, Inc.	4-13-95	2-1-05	Variable	(l)	1,000	300
Series 1995..... Fleetwood Systems, Inc.	4-27-95	5-1-10	Variable	(cc)	5,635	2,635
Series 1995..... Icon Metalcraft, Inc.	4-27-95	3-1-15	Variable	(r)	3,250	1,640
Series 1995 B..... Royal Continental Box Company	4-27-95	4-1-10	Variable	(r)	3,850	2,150
Series 1995..... Home Run Inn	5-3-95	4-1-20	Variable	(dd)	9,500	5,055
Series 1995..... Feltes Sand & Gravel	5-24-95	5-1-10	Variable	(ee)	1,600	900
Series 1995..... Dynapace Corporation	5-31-95	5-1-15	Variable	(r)	2,700	1,900
Series 1995..... Homak Manufacturing Company, Inc.	6-15-95	6-1-10	Variable	(r)	7,700	3,580

STATE OF ILLINOIS
REVENUE BOND ISSUES BY AGENCY
AS OF JUNE 30, 2003
(IN THOUSANDS \$)

Exhibit V

BOND ISSUE	DATE		INTEREST RATES		AMOUNT OF ORIGINAL ISSUE	PRINCIPAL OUTSTANDING JUNE 30, 2003
	DATED	MATURITY				
CONDUIT DEBT: (Cont.)						
ILLINOIS DEVELOPMENT FINANCE AUTHORITY (Cont.)						
Industrial Development Bonds: (Cont.)						
Series 1995..... CHS Acquisition Corporation	6-29-95	8-1-13	Variable	(ff)	\$ 5,035	\$ 4,485
Series 1995..... Valspar	8-1-95	8-1-15	Variable	(q)	8,000	8,000
Series 1995..... Henry Valve Co.	8-10-95	10-1-06	Variable	(gg)	4,780	1,485
Series 1995..... BVRH	8-15-95	11-1-02	6.0% to 6.5%		300	-- --
Series 1995..... Consumers Illinois Water	8-23-95	12-30-02	6.0% to 6.1%		12,800	-- --
Series 1995..... Flinn Scientific, Inc.	10-5-95	10-1-15	Variable	(b)	4,760	2,205
Series 1995..... Ex-Tech Plastics, Inc.	10-12-95	10-1-10	Variable	(ee)	3,200	1,600
Series 1995..... Panek Precision	12-5-95	12-1-08	Variable	(ee)	1,900	900
Series 1995..... Prairie Packaging	12-14-95	12-1-10	Variable	(dd)	5,000	5,000
Series 1996..... National Benevolent Association	5-1-96	5-1-21	4.4% to 6.625%		3,035	2,575
Series 1996..... Rockford College	5-1-96	2-1-21	Variable	(q)	4,415	2,875
Series 1996..... Bimba Manufacturing	5-14-96	5-1-16	Variable	(b)	3,850	2,875
Series 1996..... Toughy, L.P.	5-23-96	5-1-16	Variable	(cc)	7,180	4,960
Series 1996..... New Ozark, L.L.C.	5-29-96	10-1-16	Variable	(hh)	3,004	1,994
Series 1996..... Bhagvan H. Patel	6-3-96	10-1-10	Variable	(e)	2,500	1,675
Series 1996..... Revcor, Inc.	6-6-96	9-1-08	Variable	(ee)	4,000	1,660
Series 1996..... CFC International	6-20-96	6-1-08	Variable	(gg)	4,005	2,805
Series 1996..... SWD	6-20-96	6-1-11	Variable	(gg)	2,000	1,300

STATE OF ILLINOIS
REVENUE BOND ISSUES BY AGENCY
AS OF JUNE 30, 2003
(IN THOUSANDS \$)

Exhibit V

BOND ISSUE	DATE		INTEREST RATES		AMOUNT OF ORIGINAL ISSUE	PRINCIPAL OUTSTANDING JUNE 30, 2003
	DATED	MATURITY				
CONDUIT DEBT: (Cont.)						
ILLINOIS DEVELOPMENT FINANCE AUTHORITY (Cont.)						
Industrial Development Bonds: (Cont.)						
Series 1996..... Big Bolt	6-25-96	6-1-16	Variable	(ee)	\$ 3,420	\$ 2,700
Series 1996..... Dial Tool Industries, Inc.	6-26-96	6-1-16	Variable	(cc)	1,900	1,345
Series 1996..... Commonwealth Edison	6-27-96	12-1-07	Variable	(b)	89,400	89,400
Series 1996..... Rich Graphics	8-8-96	8-1-11	Variable	(dd)	6,695	4,090
Series 1996 A..... Nimlok	10-17-96	10-1-11	Variable	(ii)	2,700	2,630
Series 1996..... Quality Metal	10-30-96	10-1-11	Variable	(aa)	4,000	2,380
Series 1996 A, B..... Pet Factory	11-7-96	11-1-02	Variable	(dd)	2,000	-- --
Series 1996..... Optima, L.L.C.	11-8-96	11-1-16	Variable	(dd)	4,000	2,800
Series 1996..... Emtech Machining	12-5-96	12-1-16	Variable	(aa)	1,850	1,350
Series 1996 A..... Mapes & Sprowl Steel	12-5-96	12-1-16	Variable	(ii)	4,639	3,242
Series 1996 A..... Packaged Concrete (Lorang Road)	12-11-96	6-1-17	Variable	(h)	2,600	2,103
Series 1996 B..... Packaged Concrete (Lorang Road)	12-11-96	6-1-07	Variable	(h)	1,500	752
Series 1996..... Regis Technology	12-11-96	12-1-11	Variable	(dd)	2,230	1,330
Series 1996..... Northern Illinois Water	12-19-96	12-1-26	5.5%		7,000	6,990
Series 1996..... Derby Industries, Inc.	12-23-96	12-1-11	Variable	(ii)	2,800	2,000
Series 1997..... Cook Composites & Polymers Company	1-30-97	2-1-09	Variable	(ii)	3,420	3,290
Series 1997..... Citizens Utilities	5-7-97	5-1-32	Variable	(d)	23,325	23,325
Series 1997..... Toyala America, Inc.	6-3-97	6-1-07	Variable	(aa)	6,000	6,000

STATE OF ILLINOIS
REVENUE BOND ISSUES BY AGENCY
AS OF JUNE 30, 2003
(IN THOUSANDS \$)

Exhibit V

BOND ISSUE	DATE		INTEREST RATES		AMOUNT OF ORIGINAL ISSUE	PRINCIPAL OUTSTANDING JUNE 30, 2003
	DATED	MATURITY				
CONDUIT DEBT: (Cont.)						
ILLINOIS DEVELOPMENT FINANCE AUTHORITY (Cont.)						
Industrial Development Bonds: (Cont.)						
Series 1997..... MCL, Inc.	6-25-97	6-1-17	Variable	(dd)	\$ 6,200	\$ 4,775
Series 1997..... Design Group, L.L.C.	6-26-97	6-1-12	Variable	(cc)	3,500	2,920
Series 1997 A, B..... Randall Metals Corporation	6-26-97	6-1-17	Variable	(ii)	3,065	2,130
Series 1997..... Tempco Electric Heater Corporation	6-26-97	6-1-17	Variable	(dd)	7,400	5,675
Series 1997..... Silver Line Building Products Corp.	7-17-97	6-30-08	Variable	(w)	4,000	2,000
Series 1997..... Florence Corporation	9-5-97	8-1-17	Variable	(ff)	4,000	2,950
Series 1997..... Hennig, Inc.	9-24-97	10-1-12	Variable	(jj)	3,000	1,867
Series 1997..... HPL Illinois, Inc.	9-24-97	9-1-17	Variable	(dd)	3,200	2,400
Series 1997..... Church Road Partnership II	10-2-97	10-1-17	Variable	(dd)	6,000	4,500
Series 1997..... Derby Industries, Inc.	10-16-97	10-1-07	Variable	(gg)	1,500	500
Series 1997 A, B..... MC Products, L.L.C.	11-4-97	10-1-17	Variable	(kk)	7,020	3,480
Series 1997..... Fine Points, L.L.C.	12-18-97	1-1-18	Variable	(dd)	2,500	2,000
Series 1997..... Cicccone Food Products, Inc.	12-23-97	1-1-18	Variable	(ff)	4,100	4,100
Series 1998..... Rich Products Corporation	1-28-98	1-15-18	Variable	(b)	7,825	7,825
Series 1998..... Northern Illinois Water Corporation	2-1-98	2-1-28	5.0%		6,000	6,000
Series 1998..... Deejay Realty/Acme Finishing Co.	5-1-98	12-1-13	Variable	(ll)	3,100	2,170
Series 1998..... Harms Family Partnership	6-1-98	10-1-13	Variable	(w)	1,500	1,190
Series 1998..... Panek Precision Products Co.	6-4-98	6-1-08	Variable	(dd)	2,700	1,300

STATE OF ILLINOIS
REVENUE BOND ISSUES BY AGENCY
AS OF JUNE 30, 2003
(IN THOUSANDS \$)

Exhibit V

BOND ISSUE	DATE		INTEREST RATES		AMOUNT OF ORIGINAL ISSUE	PRINCIPAL OUTSTANDING JUNE 30, 2003
	DATED	MATURITY				
CONDUIT DEBT: (Cont.)						
ILLINOIS DEVELOPMENT FINANCE AUTHORITY (Cont.)						
Industrial Development Bonds: (Cont.)						
Series 1998..... Ark Technologies, Inc.	6-11-98	6-1-13	Variable	(dd)	\$ 4,100	\$ 1,725
Series 1998..... R. A. Zweig, Inc.	6-11-98	6-1-18	Variable	(q)	7,130	5,330
Series 1998..... Profile Plastics	7-2-98	7-1-18	Variable	(ee)	5,255	4,220
Series 1998..... Industrial Steel Construction, Inc.	7-9-98	7-15-23	Variable	(dd)	4,640	4,640
Series 1998..... Flying Food Fare, Inc.	7-23-98	7-1-28	Variable	(dd)	5,500	5,500
Series 1998..... Anatol Enterprises, L.L.C.	7-27-98	6-1-18	Variable	(cc)	4,000	2,800
Series 1998..... Industrial Hard Chrome Ltd. (IHC)	8-18-98	8-1-14	Variable	(mm)	4,215	2,820
Series 1998..... Continental Extrusions, Inc.	8-25-98	8-1-05	Variable	(h)	3,000	2,104
Series 1998..... AAA Galvanizing of Dixon, Inc.	10-27-98	7-5-02	Variable	(h)	5,000	-- --
Series 1998..... T & D Investments, L.L.C.	10-28-98	10-28-08	Variable	(w)	2,500	2,231
Series 1998 A, B..... Diemasters Manufacturing, Inc.	11-24-98	12-1-13	Variable	(jj)	3,600	2,652
Series 1998 A, B..... The Material Works, Ltd.	12-1-98	12-1-18	4.3% to 6.15%		4,360	4,040
Series 1998..... North Shore Gas Company	12-1-98	12-1-28	5.0%		30,035	29,345
Series 1998 A, B..... Alpha Beta Press, Inc.	12-3-98	6-1-20	Variable	(gg)	5,000	3,655
Series 1998..... Roll Service, Inc.	12-16-98	12-1-23	Variable	(cc)	5,230	5,230
Series 1999 A..... Astron Midwestern, Inc.	6-23-99	6-1-20	Variable	(nn)	3,900	3,520
Series 1999..... Arc-Tronics, Inc.	6-24-99	6-1-22	Variable	(ff)	2,800	2,190
Series 1999..... IL-MO Products, Inc.	6-24-99	6-24-19	Variable	(oo)	3,450	3,066

STATE OF ILLINOIS
REVENUE BOND ISSUES BY AGENCY
AS OF JUNE 30, 2003
(IN THOUSANDS \$)

Exhibit V

BOND ISSUE	DATE		INTEREST RATES		AMOUNT OF ORIGINAL ISSUE	PRINCIPAL OUTSTANDING JUNE 30, 2003
	DATED	MATURITY				
CONDUIT DEBT: (Cont.)						
ILLINOIS DEVELOPMENT FINANCE AUTHORITY (Cont.)						
Industrial Development Bonds: (Cont.)						
Series 1999 A, B..... General Converting, Inc.	6-24-99	6-1-24	Variable	(ee)	\$ 5,180	\$ 4,765
Series 1999..... Surgipath Medical Industries	6-30-99	6-1-19	Variable	(w)	2,100	1,700
Series 1999 A..... Oasis/Kanetic, Inc.	7-1-99	3-1-03	Variable	(nn)	1,725	-- --
Series 1999..... Quality Carbide Tool, Inc.	7-9-99	7-1-06	Variable	(w)	1,415	1,069
Series 1999..... Elite Manufacturing Technologies, Inc.	7-13-99	6-1-24	Variable	(nn)	4,545	3,820
Series 1999..... Grier Abrasive Co., Inc.	7-26-99	7-1-14	Variable	(w)	1,800	1,430
Series 1999 A..... R & R Enterprises II	7-28-99	6-1-19	Variable	(w)	6,235	5,605
Series 1999..... Heritage Tool & Mfg., Inc.	7-28-99	7-1-24	Variable	(ll)	4,965	4,285
Series 1999..... Amtex Steel, Inc.	10-27-99	10-1-19	Variable	(u)	5,700	5,300
Series 1999..... Bomar, L.L.C.	10-28-99	5-30-03	Variable	(ll)	2,400	-- --
Series 1999 A..... Seigle's/Hampshire, L.L.C.	11-9-99	1-31-20	Variable	(bb)	3,775	2,566
Series 1999..... Gallagher Materials Corp.	12-1-99	9-22-07	5.33%		3,376	2,022
Series 1999 B..... Seigle's Home & Building Centers, Inc.	12-2-99	7-31-05	Variable	(w)	509	185
Series 1999..... United Steel Deck	12-15-99	10-1-14	Variable	(u)	1,000	1,000
Series 1999 A..... Nuevo Hombres, L.L.C.	12-21-99	12-1-24	Variable	(w)	5,875	5,170
Series 2000..... MIDCO International, Inc.	6-1-00	5-1-25	Variable	(w)	1,950	1,485
Series 2000..... Rayner & Rinn-Scott, Inc.	6-1-00	1-1-15	5.65% to 6.35%		3,000	2,840
Series 2000..... MPP Zinc Plating Plant	6-29-00	6-1-10	Variable	(w)	3,500	3,500

STATE OF ILLINOIS
REVENUE BOND ISSUES BY AGENCY
AS OF JUNE 30, 2003
(IN THOUSANDS \$)

Exhibit V

BOND ISSUE	DATE		INTEREST RATES		AMOUNT OF ORIGINAL ISSUE	PRINCIPAL OUTSTANDING JUNE 30, 2003
	DATED	MATURITY				
CONDUIT DEBT: (Cont.)						
ILLINOIS DEVELOPMENT FINANCE AUTHORITY (Cont.)						
Industrial Development Bonds: (Cont.)						
Series 2000..... MZG Associates, L.L.C.	6-30-00	6-1-30	Variable	(w)	\$ 5,320	\$ 4,255
Series 2000..... Whiting Corporation	7-13-00	6-1-15	Variable	(r)	7,000	5,800
Series 2000 A..... Universal Press, Inc.	7-27-00	7-1-20	Variable	(h)	3,000	3,000
Series 2000 B..... Universal Press, Inc.	7-27-00	7-1-10	Variable	(h)	1,000	800
Series 2000..... Campagna-Turano Bakery, Inc.	8-10-00	8-1-25	Variable	(pp)	6,900	5,750
Series 2000..... Tella Tool & Manufacturing Co.	8-24-00	8-1-15	Variable	(h)	1,640	1,420
Series 2000 A..... Processing Technologies, Inc.	8-31-00	8-1-25	Variable	(h)	3,000	3,000
Series 2000 B..... Processing Technologies, Inc.	8-31-00	8-1-05	Variable	(h)	250	180
Series 2000..... Knead Dough Baking Company	9-7-00	9-1-25	Variable	(b)	3,500	2,925
Series 2000..... Airborne Freight Corp-MDC Bloomington	10-1-00	9-1-15	6.45%		860	763
Series 2000 A..... Demar, Inc.	10-11-00	10-1-20	Variable	(h)	3,950	3,940
Series 2000 B..... Demar, Inc.	10-11-00	10-1-02	Variable	(h)	250	-- --
Series 2000..... Olson International, Ltd.	10-26-00	10-1-08	Variable	(ll)	3,080	1,855
Series 2000 A, B..... Mason Corporation	11-9-00	11-1-20	Variable	(r)	5,955	5,355
Series 2000 A, B..... Harbortown Industries, Inc.	11-29-00	12-1-20	Variable	(ll)	4,000	3,600
Series 2000 A, B, C..... HODA, L.L.C..	12-7-00	12-1-20	Variable	(r)	4,100	3,875
Series 2000..... Trim-Rite Food Corporation	12-21-00	12-1-25	Variable	(h)	5,850	5,670
Series 2000 A, B..... Quality Screw & Nut Company	12-28-00	12-1-19	Variable	(r)	6,000	6,000

STATE OF ILLINOIS
REVENUE BOND ISSUES BY AGENCY
AS OF JUNE 30, 2003
(IN THOUSANDS \$)

Exhibit V

BOND ISSUE	DATE		INTEREST RATES		AMOUNT OF ORIGINAL ISSUE	PRINCIPAL OUTSTANDING JUNE 30, 2003
	DATED	MATURITY				
CONDUIT DEBT: (Cont.)						
ILLINOIS DEVELOPMENT FINANCE AUTHORITY (Cont.)						
Industrial Development Bonds: (Cont.)						
Series 2000..... Blue Ridge Farms	12-29-00	12-1-15	Variable	(h)	\$ 4,350	\$ 3,895 ~
Series 2001..... Val-Matic Valve & Manufacturing Corp.	6-28-01	6-1-21	Variable	(w)	6,850	6,850
Series 2001..... Transformit/Pioneer Warehouse	7-2-01	7-1-16	Variable	(jj)	3,805	3,428
Series 2001..... M-Wave, Inc.	7-26-01	7-1-21	Variable	(h)	8,100	6,780
Series 2001..... Porter Athletic Equipment Company	7-26-01	7-1-21	Variable	(ll)	3,300	3,025
Series 2001..... WCD Partners, L.L.C.	7-26-01	7-1-21	Variable	(h)	1,930	1,805
Series 2001..... Mangel BG Investments, L.L.C.	7-26-01	7-1-21	Variable	(h)	4,400	4,180
Series 2001 A & B..... W.M. Plastics, Inc.	8-9-01	8-1-26	Variable	(ll)	5,100	5,100
Series 2001..... Apogee Enterprises, Inc.	8-16-01	8-1-21	Variable	(h)	1,000	1,000
Series 2001 A & B..... Technifast Industries, Inc.	8-23-01	8-1-26	Variable	(h)	4,200	4,200
Series 2001..... Haskris Company	8-23-01	8-1-21	Variable	(h)	1,540	1,440
Series 2001..... Cano Packaging Corp.	8-23-01	8-1-21	Variable	(w)	2,840	2,840
Series 2001..... TriWestern Metals, Company	8-23-01	11-1-02	Variable	(x)	7,500	-- --
Series 2001..... PTL Manufacturing Stock, Company	10-18-01	10-31-21	Variable	(s)	2,030	1,930
Series 2001..... Delta-Unibus Corp.	10-25-01	10-1-21	Variable	(h)	8,000	7,600
Series 2001..... Northwest Pallet Supply	11-28-01	11-1-26	Variable	(w)	4,500	4,320
Series 2001..... JVM, L.L.C.	12-20-01	12-1-16	Variable	(h)	2,500	2,335
Series 2002..... Illinois-American Water Company	3-28-02	3-1-32	Variable	(qq)	24,860	24,860

STATE OF ILLINOIS
REVENUE BOND ISSUES BY AGENCY
AS OF JUNE 30, 2003
(IN THOUSANDS \$)

Exhibit V

BOND ISSUE	DATE		INTEREST RATES	AMOUNT OF ORIGINAL ISSUE	PRINCIPAL OUTSTANDING JUNE 30, 2003
	DATED	MATURITY			
CONDUIT DEBT: (Cont.)					
ILLINOIS DEVELOPMENT FINANCE AUTHORITY (Cont.)					
Industrial Development Bonds: (Cont.)					
Series 2002..... Clean Water State Revolving Fund	6-27-02	3-1-20	3.5% to 5.5%	\$ 150,000	\$ 146,915
Series 2002..... VA Enhanced Use Energy Project Chicago West Side	8-15-02	3-1-27	2.9% to 6.3%	16,480	16,480
Series 2002..... Katlaw Tretam and Co., LLC	8-28-02	8-1-27	Variable (rr)	4,700	4,700
Series 2002..... Flavors of North America	9-11-02	8-1-29	Variable (h)	7,200	7,200
Series 2002..... VA Enhanced West Side Chicago Use	10-18-02	3-1-27	2.7% to 6%	59,425	59,425
Series 2002 A & B..... Consumer Illinois Water Co.	11-1-02	11-1-32	Variable (w)	12,755	12,755
Series 2002..... Mattoon Precision Manufacturing	12-1-02	12-1-09	Variable (w)	8,000	7,666
Series 2002..... Forty Foot High Realty/Aargus Plastics	12-20-02	12-1-27	Variable (nn)	4,750	4,750
Series 2002 A..... Peoples Gas Light and Coke Co.	2-6-03	2-1-33	5%	50,000	50,000
Series 2002 B..... Peoples Gas Light and Coke Co.	2-20-03	2-1-33	Variable (ss)	50,000	50,000
TOTAL INDUSTRIAL DEVELOPMENT BONDS				<u>\$ 1,443,465</u>	<u>\$ 1,146,307</u>

~ Confirmation not received from trustee.

^ Bond is in default status.

- (a) Interest rate is a specified percentage, ranging from 55% to 98%, of the prime lending rate.
- (b) Interest rate is the rate determined by the remarketing agent which would permit the sale of bonds at 100% of their principal amount.
- (c) Interest rate is the rate determined by the remarketing agent to enable the bonds to be sold at 100% of the principal plus accrued interest; however, not greater than 14% per annum.
- (d) Interest rate is the TENR announced by Bankers Trust Co. , plus an amount initially equal to 1/2% of 1%, however, not to exceed 2 1/2%.
- (e) Interest rate is a fixed rate thru a specified date; then at the rate determined by the remarketing agent to enable the bonds to be sold at par on the next tender date, however, not to exceed the lesser of 15% or the maximum allowed by law.
- (f) Interest rate is a fixed rate thru a specified date; thereafter, the rate is determined by the remarketing agent to enable the bonds to be sold at 100% of the principal thereof.
- (g) Interest rate is a fixed rate thru a specified date; thereafter until converted to a fixed rate, the rate is determined by the remarketing agent as the maximum rate necessary to remarket all bonds tendered, within a designated range.
- (h) Interest rate is a weekly variable rate subject to prevailing market conditions.
- (i) Interest rate is a fixed rate thru a specified date; thereafter, the rate is determined by the remarketing agent which would result in the market value to be 100% of the principal amount thereof, however, not to exceed 15% per annum.
- (j) Interest rate is a floating rate equal to TENR plus an amount initially equal to 5/8 of 1% which will enable the remarketing agent to remarket the bonds at par.

STATE OF ILLINOIS
REVENUE BOND ISSUES BY AGENCY
AS OF JUNE 30, 2003
(IN THOUSANDS \$)

Exhibit V

BOND ISSUE	DATE		INTEREST RATES	AMOUNT OF ORIGINAL ISSUE	PRINCIPAL OUTSTANDING JUNE 30, 2003
	DATED	MATURITY			

CONDUIT DEBT: (Cont.)

ILLINOIS DEVELOPMENT FINANCE AUTHORITY (Cont.)

Industrial Development Bonds: (Cont.)

- (k) Interest rate is a fixed rate thru a specified date; thereafter, the rate is determined by the remarketing agent to enable the bonds to be sold at par.
- (l) Interest rate is the rate determined by the remarketing agent which would result in the market value of the bonds to be 100% of the principal; however, not to exceed 18% per annum.
- (m) Interest rate is a fixed rate thru a specified date; thereafter, it is a specified percentage, ranging from 68% to 95%, of the prime lending rate.
- (n) Interest rate is based on the draw down schedule of the Letter of Credit, however, not to exceed 15% per annum.
- (o) Interest rate is a specified percentage, ranging from 70% to 85%, of the prime lending rate plus an additional percentage for a specified period of time.
- (p) Interest rate is 92% of the prime lending rate, however, not to exceed 14% per annum.
- (q) Interest rate is the lesser of (i) 15% per annum and (ii) the rate determined by the remarketing agent to enable the bonds to be remarketed in the secondary market at par plus accrued interest.
- (r) Interest rate is determined by the remarketing agent, however, not exceed to 12% per annum.
- (s) Interest rate is a fixed rate thru a specified date; thereafter it is the rate set by the placement agent by prevailing market conditions.
- (t) Interest rate is 8% per annum, however, it is to be modified to 80% of the prime rate on the 60th and 120th payment.
- (u) Interest rate is the rate determined by the remarketing agent, however, not to exceed 15% per annum.
- (v) Interest rate is a fixed rate thru a specified date; thereafter it is the rate set by the placement agent by prevailing market conditions, however, not to exceed 20% per annum.
- (w) Interest rate is a variable rate subject to prevailing market conditions.
- (x) Interest rate is the rate determined by the remarketing agent that would result in the market value of the bonds to be 100% of the principal, not to exceed 10%, when the bonds are in the weekly or monthly rate modes and not to exceed 15% in the adjustable or fixed rate modes.
- (y) Interest rate will be ranging from 72% to 78% of the base rate most recently published by the American National Bank and Trust Company of Chicago.
- (z) Interest rate is 80% of the prime lending rate not to exceed 20% per annum.
- (aa) Interest rate is the rate determined by the remarketing agent to enable the bonds to be sold at a price equal to the aggregate principal amount plus accrued interest.
- (bb) Interest rate is fixed thru a specified date; thereafter, the rate is determined by the remarketing agent which would enable the bonds to be sold at a price equal to 100% of the principal plus any accrued interest.
- (cc) Interest rate is the lesser of (i) 12% and (ii) the rate determined by the remarketing agent which would enable the bonds to be remarketed at par plus accrued interest.
- (dd) Interest rate is the lesser of (i) 12% and (ii) the rate determined by the remarketing agent which would enable the bonds to be remarketed at 100% of the principal amount thereof.
- (ee) Interest rate is the lesser of (i) 12% and (ii) the rate determined by the remarketing agent which would enable the bonds to be sold at 100% of the principal amount plus accrued interest.
- (ff) Interest rate is the lesser of (i) 15% and (ii) the rate determined by the remarketing agent to be the minimum rate at which the bonds could be sold at a price equal to the principal plus accrued interest.
- (gg) Interest rate is the lesser of (i) 12% and (ii) the rate determined by the remarketing agent which would enable the bonds to be remarketed at par.
- (hh) Interest rate is 77.2% of the prime rate.
- (ii) Interest rate will be determined by the remarketing agent to sell the bonds at par plus accrued interest, not to exceed 10% per annum.
- (jj) Interest rate is a fixed rate for a specified period; thereafter the rate may be either a fixed or variable rate as determined by the Company.
- (kk) Interest rate is the lesser of (i) 10% and (ii) the rate determined by the remarketing agent which would enable the bonds to be remarketed at par.
- (ll) Interest rate is determined by the remarketing agent to enable the bonds to be sold at 100% of the principal rate.
- (mm) Interest rate is the lesser of (i) 12% per annum and (ii) the rate determined by the remarketing agent which would enable the bonds to be remarketed in a secondary market at a price equal to the principal thereof plus accrued interest.
- (nn) Interest rate is a fixed rate thru a specified date; thereafter, the rate may be reset by the remarketing agent.
- (oo) Interest rate is 4.7125% until June 24, 2006. Thereafter, the interest rate is equal to 65% of the Base Rate. The Base Rate is equal to the average five year Treasury note as published in The Wall Street Journal on the interest rate adjustment date plus 250 basis points.
- (pp) Interest rate is 70% of the prime lending rate, however, not less than 8% or greater than 12%.
- (qq) Interest rate is the lesser of 12% per annum and the rate determined by the remarketing agent to enable the bonds to be sold at their principal amount plus accrued interest while in the weekly mode and to be sold at the principal amount while in the flexible mode.
- (rr) Interest rate is a weekly mode, however, it can be modified to a semi-annual or multi-annual period.
- (ss) Interest rate is a fixed rate thru a specified date; thereafter it is the rate set by the placement agent by prevailing market conditions, however, not to exceed 14% per annum.

STATE OF ILLINOIS
REVENUE BOND ISSUES BY AGENCY
AS OF JUNE 30, 2003
(IN THOUSANDS \$)

Exhibit V

BOND ISSUE	DATE		INTEREST RATES		AMOUNT OF ORIGINAL ISSUE	PRINCIPAL OUTSTANDING JUNE 30, 2003
	DATED	MATURITY				
CONDUIT DEBT: (Cont.)						
ILLINOIS DEVELOPMENT FINANCE AUTHORITY (Cont.)						
Housing Bonds:						
Series 1988..... Brookdale Lakes Apts.	12-29-88	12-15-18	Variable	(a)	\$ 14,800	\$ 12,020
Series 1989..... River Oaks	12-28-89	12-15-19	Variable	(b)	36,000	32,000
Series 1991..... Cobbler Square Place	11-7-91	10-1-25	Variable	(c)	11,335	10,550
Series 1992..... Orleans-Illinois	3-6-92	2-1-28	Variable	(d)	29,020	29,020
Series 1994 A..... Galesburg Towers	2-1-94	3-1-10	4.5% to 6.0%		3,220	1,925
Series 1994 A..... Sandwich Apartments	3-1-94	4-1-10	4.75% to 6.375%		2,435	1,450
Series 1994..... F. C. Harris Pavillion	3-3-94	4-1-24	Variable	(e)	32,310	32,310
Series 1995 A..... Libertyville Towers	8-1-95	9-1-02	5.5% to 6.5%		3,140	-- --
Series 1995 A..... Pontiac Towers	8-1-95	10-1-09	6.65%		2,690	1,875
Series 1995 A..... Sterling Manor	8-1-95	10-1-09	5.9% to 6.55%		2,685	1,715
Series 1995..... Mattoon Tower	11-15-95	7-1-10	6.05% to 6.35%		2,325	1,535
Series 1995..... Rome Meadows	11-15-95	2-1-06	6.4% to 6.65%		2,475	1,145
Series 1996..... Bluff Plaza	9-1-96	7-1-24	6.4% to 7.5%		3,865	3,330
Series 1997 A, B..... Chicago Housing Bond Pool	11-1-97	7-1-28	5.2% to 6.8%		11,410	9,465
Series 1997..... Cinnamon Lake Towers	11-4-97	4-15-37	Variable	(d)	9,765	9,300
Series 1998..... Lakeview Partners I, L.P.	2-15-98	1-1-28	Variable	(e)	5,350	5,225
Series 1998 A..... Fresh Rate	5-13-98	4-25-31	Variable	(f)	71,500	21,411

STATE OF ILLINOIS
REVENUE BOND ISSUES BY AGENCY
AS OF JUNE 30, 2003
(IN THOUSANDS \$)

Exhibit V

BOND ISSUE	DATE		INTEREST RATES		AMOUNT OF ORIGINAL ISSUE	PRINCIPAL OUTSTANDING JUNE 30, 2003
	DATED	MATURITY				
CONDUIT DEBT: (Cont.)						
ILLINOIS DEVELOPMENT FINANCE AUTHORITY (Cont.)						
Housing Bonds: (Cont.)						
Series 1998 B..... Fresh Rate	12-15-98	12-1-31	Variable	(f)	\$ 128,500	\$ 36,283
Series 1999..... Butterfield Creek Assoc. L.P.	7-13-99	4-1-39	Variable	(a)	6,750	6,750
Series 1999 A, B..... Neighborhood Commons Cooperative	9-1-99	12-20-38	6.75% to 8.25%		3,690	3,620
Series 1999..... Fresh Rate	1-20-00	12-1-32	Variable	(g)	214,285	20,679
Series 2000 A..... Lincoln Place Associates	6-15-00	6-20-21	5.55% to 6.6%		10,340	9,710
Series 2000 B..... Lincoln Place Associates	6-15-00	6-20-23	8.15%		2,050	2,050
Series 2000..... Garden Glen Apartments	12-13-00	12-1-13	Variable	(d)	33,410	33,410
Series 2001 B..... Town and Garden Apartments	6-22-01	1-20-20	7.3%		8,045	7,635
Series 2001 C..... Town and Garden Apartments	1-30-92	7-20-36	7.48%		23,455	23,455
Series 2003..... West Chicago Senior Apartments	2-21-03	2-1-38	Variable	(h)	6,700	6,700
Series 2003..... Cypress Creek I	6-12-03	6-1-33	Variable	(h)	7,420	7,420
TOTAL HOUSING BONDS					\$ 688,970	\$ 331,988

- (a) Interest rate is the lesser of 15% and the rate determined by the remarketing agent to be the minimum rate at which the bonds could be sold at a price equal to principal plus accrued interest.
- (b) Interest rate is the lesser of (i) 15% per annum and (ii) the rate determined by the remarketing agent to enable the bonds to be remarketed in the secondary market at par plus accrued interest.
- (c) Interest rate is a fixed rate thru a specified date; thereafter, the rate is determined by the remarketing agent which would enable the bonds to be sold at 100% of the principal thereof.
- (d) Interest rate is the rate determined by the remarketing agent which would enable the bonds to be sold at a price equal to the aggregate principal amount plus accrued interest.
- (e) Interest rate is the rate determined by the remarketing agent which would enable the bonds to be sold at par plus accrued interest, not to exceed 10%.
- (f) Interest rate is initially a variable rate but will automatically and proportionately convert to fixed rate bonds to the extent that GNMA Certificates are delivered. The interest rate is contingent on revenues not to exceed 14%.
- (g) Interest rate is a Fresh Rate (variable) which is backed by the acquisition of GNMA Certificates or Fannie Mae Certificates made by participating lenders.
- (h) Interest rate is a variable rate in either a daily, weekly or adjustable mode to be determined by the remarketing agent with a conversion option to a fixed rate.

STATE OF ILLINOIS
REVENUE BOND ISSUES BY AGENCY
AS OF JUNE 30, 2003
(IN THOUSANDS \$)

Exhibit V

BOND ISSUE	DATE		INTEREST RATES	AMOUNT OF ORIGINAL ISSUE	PRINCIPAL OUTSTANDING JUNE 30, 2003
	DATED	MATURITY			
CONDUIT DEBT: (Cont.)					
ILLINOIS DEVELOPMENT FINANCE AUTHORITY (Cont.)					
Infrastructure Bonds:					
Series 1992 A..... Rockford School District	12-15-91	2-1-06	4.4% to 6.55%	\$ 15,000	\$ 5,950
Series 1992..... Village of Dixmoor	1-1-92	12-1-12	6.0% to 7.75%	1,000	690
Series 1992..... DuPage County Special Service Area #8	3-1-92	11-1-02	7.25%	500	-- --
Series 1993..... Village of Maywood	3-1-93	1-1-03	4.7% to 6.0%	12,500	-- --
Series 1993..... Wheaton-Warrenville School District	11-15-93	12-1-09	4.25% to 8.0%	50,775	26,365
Series 1993..... Belvidere Community School District	12-15-93	12-1-07	2.7% to 5.0%	24,045	13,105
Series 1994..... St. Charles Community School District	5-1-94	1-1-08	5.25% to 9.0%	35,775	26,525
Series 1994 G..... Palatine Community School District	6-1-94	12-1-06	4.9% to 5.65%	19,565	15,805
Series 1994..... Dundee Community School District 300	6-30-94	12-1-12	Accreted Bonds (a)	39,100	44,553
Series 1994..... Rockford School District	12-15-94	2-1-14	5.4% to 6.7%	58,700	58,250
Series 1995..... Indian Prairie Community School District	5-1-95	12-30-09	5.2% to 7.75%	81,140	81,140
Series 1995..... Community High School District 155	5-24-95	12-1-14	Accreted Bonds (a)	19,900	32,839
Series 1995..... Elgin School District U-46	8-1-95	1-1-11	5.25% to 9.0%	39,900	38,275
Series 1995..... Lockport Township High School	9-12-95	1-1-15	Accreted Bonds (a)	34,000	37,743
Series 1996..... Village of Romeoville	2-15-96	12-15-15	3.6% to 5.55%	12,655	9,125
Series 1996..... City of Watseka	7-22-96	1-1-16	4.0% to 5.75%	5,380	3,655
Series 1996..... Henry County	12-23-96	7-1-02	4.1% to 5.4%	4,715	-- --
Series 1997..... School District No. 189 (St. Clair County)	10-1-97	1-1-13	4.75% to 5.0%	11,150	8,340

STATE OF ILLINOIS
REVENUE BOND ISSUES BY AGENCY
AS OF JUNE 30, 2003
(IN THOUSANDS \$)

Exhibit V

BOND ISSUE	DATE		INTEREST RATES	AMOUNT OF ORIGINAL ISSUE	PRINCIPAL OUTSTANDING JUNE 30, 2003
	DATED	MATURITY			
CONDUIT DEBT: (Cont.)					
ILLINOIS DEVELOPMENT FINANCE AUTHORITY (Cont.)					
Infrastructure Bonds: (Cont.)					
Series 1997..... City of Sterling/CGH Medical Center	12-1-97	5-1-12	3.85% to 5.15%	\$ 6,175	\$ 4,190
Series 1997..... City of Tuscola	12-1-97	5-1-03	3.7% to 5.15%	3,880	-- --
Series 1997..... Henry County	12-15-97	12-15-16	3.8% to 5.0%	1,600	1,340
Series 1998..... Round Lake Community Unit School District Number 116	1-1-98	1-1-11	4.875% to 5.0%	4,850	3,965
Series 1998..... City of Kewanee	2-15-98	2-15-18	3.95% to 5.0%	3,000	2,550
Series 1998..... City of Elgin	4-1-98	1-1-18	3.6% to 5.0%	7,650	6,105
Series 1998..... Rock Island County Public Building Commission	7-1-98	12-1-18	3.7% to 5.0%	10,000	8,625
Series 1998 A..... St. Charles Community Unit School District Number 303	7-1-98	1-1-14	3.5% to 5.25%	67,945	65,605
Series 1998 B..... St. Charles Community Unit School District Number 303	7-15-98	1-1-18	5.1% to 5.125%	51,100	51,100
Series 1998..... Geneva Community Unit School District Number 304	9-9-98	1-1-16	Accreted Bonds (a)	35,600	44,735
Series 1998 A, B..... City of East Peoria	12-1-98	5-1-17	3.0% to 4.85%	23,270	15,865
Series 1998 C..... City of East Peoria	12-1-98	11-1-14	5.2% to 6.5%	3,005	2,475
Series 1998..... Aurora East School District #131	12-17-98	12-1-18	Accreted Bonds (a)	27,000	31,959
Series 1999..... McHenry Community Consolidated School District #15	1-15-99	1-1-10	4.0% to 5.25%	15,000	13,160
Series 1999..... Elgin School District #U-46	2-1-99	1-1-19	3.45% to 5.15%	18,300	17,050
Series 1999..... Lincoln Way Community High School District #210	2-1-99	1-1-19	4.5% to 5.7%	24,000	24,000

STATE OF ILLINOIS
REVENUE BOND ISSUES BY AGENCY
AS OF JUNE 30, 2003
(IN THOUSANDS \$)

Exhibit V

BOND ISSUE	DATE		INTEREST RATES	AMOUNT OF ORIGINAL ISSUE	PRINCIPAL OUTSTANDING JUNE 30, 2003
	DATED	MATURITY			
CONDUIT DEBT: (Cont.)					
ILLINOIS DEVELOPMENT FINANCE AUTHORITY (Cont.)					
Infrastructure Bonds: (Cont.)					
Series 1999..... City of Watseka	3-1-99	12-30-14	3.0% to 4.75%	\$ 3,375	\$ 2,440
Series 1999..... Rantoul Local Government Program	5-1-99	1-1-19	3.5% to 4.95%	6,375	5,670
Series 1999..... Northern Illinois University	2-1-99	9-1-24	4.5% to 5.0%	20,000	18,635
Series 1999 B..... Round Lake C.U.S.D. #116	8-1-99	1-1-16	Accreted Bonds (a)	20,539	23,605
Series 1999 C..... Round Lake C.U.S.D. #116	8-1-99	1-1-19	4.5% to 5.45%	4,590	4,410
Series 1999 A..... Local Govt Financing Program	9-9-99	9-1-02	Variable (b)	120,000	-- --
Series 1999 B..... Local Govt Financing Program	9-9-99	8-1-02	Variable (b)	30,000	-- --
Series 1999 A..... Qualified Zone Academy-Chicago	12-22-99	12-21-11	Variable (c)	12,000	12,000
Series 1999 B..... Qualified Zone Academy-Aurora W.	12-22-99	12-21-11	Variable (c)	996	996
Series 1999 C..... Qualified Zone Academy-Mendota	12-22-99	12-21-11	Variable (c)	500	500
Series 1999 D..... Qualified Zone Academy-DeKalb	12-22-99	12-21-11	Variable (c)	500	500
Series 2000..... Rockford School District 205	3-1-00	2-1-20	Accreted Bonds (a)	10,000	12,464
Series 2000..... Lawrence County District No. 20	5-15-00	10-1-19	4.85% to 5.8%	3,500	3,440
Series 2000..... Elmhurst Community School District 205	6-1-00	1-1-20	5.25% to 6.375%	19,250	17,625
Series 2000..... Round Lake C.U.S.D. #116	10-1-00	1-1-20	5.65% to 6.5%	2,000	1,940
Series 2001..... City of Kewanee	2-1-01	6-1-16	3.3% to 4.75%	3,200	2,910
Series 2001..... Elgin School District U-46	3-29-01	1-1-16	5.209%	58,000	57,018
Series 2001 A..... Round Lake C.U.S.D. #116	4-1-01	1-1-20	Accreted Bonds (a)	9,196	10,945

STATE OF ILLINOIS
REVENUE BOND ISSUES BY AGENCY
AS OF JUNE 30, 2003
(IN THOUSANDS \$)

Exhibit V

BOND ISSUE	DATE		INTEREST RATES	AMOUNT OF ORIGINAL ISSUE	PRINCIPAL OUTSTANDING JUNE 30, 2003
	DATED	MATURITY			
CONDUIT DEBT: (Cont.)					
ILLINOIS DEVELOPMENT FINANCE AUTHORITY (Cont.)					
Infrastructure Bonds: (Cont.)					
Series 2001 B..... Round Lake C.U.S.D. #116	4-1-01	1-1-21	5.3% to 5.35%	\$ 400	\$ 400
Series 2001 A..... Geneva C.U.S.D. #304	6-7-01	1-1-21	Accreted Bonds (a)	19,500	22,673
Series 2001 B..... Geneva C.U.S.D. #304	6-7-01	1-1-21	4.25% to 5.75%	11,600	11,600
Series 2001..... East Richland C.U.S.D. #1	12-1-01	12-1-20	2.9% to 5.15%	7,945	7,750
Series 2001 A & B..... Village of Bedford Park	12-1-01	12-1-11	4.5% to 5.875%	6,000	5,820
Series 2002..... East Richland C.U.S.D. #1	1-1-02	11-1-20	1.75% to 5.0%	4,790	4,685
Series 2002..... Elgin School District Number U-46	3-25-02	1-1-21	Accreted Bonds (a)	54,500	58,282
Series 2002..... City of West Chicago	4-15-02	4-1-22	2.8% to 5.1%	21,220	21,220
Series 2002..... Waterloo C.U.S.D. #5	5-1-02	2-15-11	2.9% to 4.25%	5,054	5,054
Series 2002..... City of O'Fallon	6-1-02	1-1-24	3.2% to 5.325%	14,000	14,000
Series 2002..... County of Henry	6-15-02	12-15-16	1.5% to 4.5%	4,270	4,065
Series 2002..... City of Grayville	11-26-02	5-1-22	4.5% to 5.5%	1,600	1,560
Series 2003..... City of Tuscola	3-1-03	9-1-18	1.9% to 4.05%	7,075	7,075
Series 2003..... Columbia C.U.S.D. #4	6-15-03	1-1-23	1.2% to 4.05%	20,000	20,000
				\$ 1,270,150	\$ 1,054,366
Advance Refunded Bonds:					
Series 1989..... City of Joliet, Will County, Water Works and Sewage	10-1-89	1-1-10	6.75% to 9.75%	\$ 19,200	\$ 3,000
Series 1992..... Springfield School District	5-20-92	6-1-08	5.8% to 9.0%	39,455	24,655
Series 1992..... Geneva School District	11-1-92	6-1-10	5.6% to 9.0%	24,575	13,650

STATE OF ILLINOIS
REVENUE BOND ISSUES BY AGENCY
AS OF JUNE 30, 2003
(IN THOUSANDS \$)

Exhibit V

BOND ISSUE	DATE		INTEREST RATES	AMOUNT OF ORIGINAL ISSUE	PRINCIPAL OUTSTANDING JUNE 30, 2003
	DATED	MATURITY			
CONDUIT DEBT: (Cont.)					
ILLINOIS DEVELOPMENT FINANCE AUTHORITY (Cont.)					
Advance Refunded Bonds: (Cont.)					
Series 2000..... Village of Phoenix	6-1-00	3-1-20	7.0% to 7.75%	\$ 1,415	\$ 1,335
				\$ 84,645	\$ 42,640
TOTAL INFRASTRUCTURE BONDS				\$ 1,354,795	\$ 1,097,006
<p>(a) The Accreted Value of each Capital Appreciation Bond will be an amount equal to the original reoffering price compounded semiannually to yield \$5,000 at maturity. No periodic interest will be paid to the owners, but will accrete in value while the bond is outstanding.</p> <p>(b) Interest rate is a weekly variable rate subject to prevailing market conditions.</p> <p>(c) Bond is issued as qualified zone academy bonds which have Federal Tax Credit entitlements under Internal Revenue Code of 1986, Section 139.</p>					
Financially Distressed City Bonds:					
Series 1994..... City of East St. Louis	10-15-94	11-15-13	4.8% to 7.5%	\$ 21,435	\$ 6,580
Series 2003..... City of East St. Louis	4-9-03	11-15-13	4.0% to 5.0%	9,655	9,655
				\$ 31,090	\$ 16,235
Advanced Refunded Bonds:					
Series 1994..... City of East St. Louis	10-15-94	11-15-13	6.875% to 7.5%	\$ 9,020	\$ 9,020
				\$ 9,020	\$ 9,020
TOTAL FINANCIALLY DISTRESSED CITY BONDS				\$ 40,110	\$ 25,255
501 (C) 3 Not For Profit Bonds:					
Series 1990 A..... Regency Park	4-15-90	12-9-02	10.75% to 13.5%	\$ 42,100	\$ -- --
Series 1990..... The Big Ten Conference, Inc.	8-9-90	8-1-10	Variable (a)	3,600	1,400
Series 1991..... Community Rehabilitation Providers	7-15-91	7-1-11	8.75%	8,925	40
Series 1991..... Children Home Association of Illinois	11-1-91	11-1-07	5.0% to 7.75%	2,965	775
Series 1992..... Lawless Gardens	1-10-92	12-31-31	7.65%	13,425	13,425
Series 1992..... Children's Home and Aid Society of Illinois	3-15-92	3-15-07	4.25% to 7.125%	4,200	1,535
Series 1992..... Uhlich Children's Home	4-30-92	11-2-02	Variable (b)	4,200	-- --

STATE OF ILLINOIS
REVENUE BOND ISSUES BY AGENCY
AS OF JUNE 30, 2003
(IN THOUSANDS \$)

Exhibit V

BOND ISSUE	DATE		INTEREST RATES		AMOUNT OF ORIGINAL ISSUE	PRINCIPAL OUTSTANDING JUNE 30, 2003
	DATED	MATURITY				
CONDUIT DEBT: (Cont.)						
ILLINOIS DEVELOPMENT FINANCE AUTHORITY (Cont.)						
501 (C) 3 Not For Profit Bonds: (Cont.)						
Series 1992..... McGaw YMCA - Evanston	6-1-92	6-1-12	Variable	(c)	\$ 3,500	\$ 2,175
Series 1992..... Community Rehabilitation Providers	7-1-92	8-1-12	8.25%		9,855	3,235
Series 1992..... St. Anne Place	7-16-92	6-1-22	Variable	(d)	11,300	7,600
Series 1992 A..... Illinois Facilities Fund Child Care	9-15-92	9-1-04	7.4%		12,730	3,320
Series 1992..... Foundation for Safety and Health	10-28-92	10-1-17	Variable	(e)	12,500	7,250
Series 1992..... Saint Xavier University	11-30-92	12-1-02	Variable	(d)	6,200	-- --
Series 1993 A..... Catholic Charities Housing Development Corporation	2-16-93	1-1-28	Variable	(f)	16,060	9,160
Series 1993 B..... Catholic Charities Housing Development Corporation	3-24-93	1-1-28	Variable	(g)	13,310	910
Series 1993..... Near North Montessori School	5-15-93	4-1-13	5.4% to 7.5%		1,365	965
Series 1993 B..... Loyola Academy	8-1-93	10-1-08	4.5% to 5.9%		4,550	2,675
Series 1993 A..... Loyola Academy	8-18-93	10-1-27	Variable	(b)	8,600	8,500
Series 1993..... American Osteopathic Association	9-15-93	5-30-03	Variable	(h)	6,000	-- --
Series 1993..... Harrisburg Medical Center	10-1-93	3-1-08	4.5% to 7.2%		4,215	1,800
Series 1993 C..... Catholic Charities Housing Development	11-15-93	1-1-20	5.25% to 6.1%		16,980	6,380
Series 1994..... Lyric Opera of Chicago	3-2-94	12-1-28	Variable	(i)	62,200	62,200
Series 1994..... Little City Foundation	3-9-94	2-1-19	Variable	(h)	7,500	5,120
Series 1994..... Palos Community Hospital	5-4-94	11-15-24	Variable	(f)	76,500	76,500

STATE OF ILLINOIS
REVENUE BOND ISSUES BY AGENCY
AS OF JUNE 30, 2003
(IN THOUSANDS \$)

Exhibit V

BOND ISSUE	DATE		INTEREST RATES		AMOUNT OF ORIGINAL ISSUE	PRINCIPAL OUTSTANDING JUNE 30, 2003
	DATED	MATURITY				
CONDUIT DEBT: (Cont.)						
ILLINOIS DEVELOPMENT FINANCE AUTHORITY (Cont.)						
501 (C) 3 Not For Profit Bonds: (Cont.)						
Series 1994..... Aurora Central Catholic High School	5-26-94	4-1-24	Variable	(g)	\$ 13,740	\$ 13,740
Series 1994..... St. Ignatius College Prep	6-1-94	6-1-24	Variable	(g)	12,000	12,000
Series 1994..... Chicago Symphony Orchestra	6-23-94	12-1-28	Variable	(j)	50,000	50,000
Series 1994..... Museum of Contemporary Art	6-30-94	2-1-29	Variable	(j)	50,000	50,000
Series 1994 C..... Community Rehabilitation Providers	8-1-94	6-1-19	7.75% to 8.375%		1,855	275
Series 1994..... The WBEZ Alliance, Inc.	10-5-94	3-1-29	Variable	(j)	7,600	7,600
Series 1994..... Chicago Educational Television Assoc.	11-9-94	11-1-14	Variable	(j)	9,600	7,600
Series 1994..... Lake Forest Academy	12-22-94	12-1-24	Variable	(b)	10,255	10,255
Series 1995..... Advanced Medical Transport of Central IL	1-26-95	2-1-15	Variable	(k)	1,200	887
Series 1995..... Community Living/Frances House	2-15-95	3-1-10	5.375% to 7.125%		27,935	17,320
Series 1995..... St. Paul's House	3-9-95	2-1-25	Variable	(b)	6,500	5,740
Series 1995..... Catholic Health Corporation	3-15-95	11-15-17	4.7% to 6.0%		15,780	12,615
Series 1995..... Roosevelt University	4-27-95	4-1-25	Variable	(l)	16,500	16,500
Series 1995..... Council for Jewish Elderly	5-18-95	3-1-15	Variable	(l)	8,000	8,000
Series 1995..... Care Institute	6-1-95	6-1-25	7.8% to 8.25%		33,540	32,050
Series 1995 B (Default)..... St. Augustine College	6-1-95	11-1-27	8.5%		7,500	1,940 ^
Series 1995..... Chicago Area Council, Boy Scouts	6-28-95	7-1-25	Variable	(m)	2,060	1,511
Series 1995..... Uhlich Children's Home	7-20-95	6-1-15	Variable	(d)	2,500	904

STATE OF ILLINOIS
REVENUE BOND ISSUES BY AGENCY
AS OF JUNE 30, 2003
(IN THOUSANDS \$)

Exhibit V

BOND ISSUE	DATE		INTEREST RATES		AMOUNT OF ORIGINAL ISSUE	PRINCIPAL OUTSTANDING JUNE 30, 2003
	DATED	MATURITY				
CONDUIT DEBT: (Cont.)						
ILLINOIS DEVELOPMENT FINANCE AUTHORITY (Cont.)						
501 (C) 3 Not For Profit Bonds: (Cont.)						
Series 1995..... James Jordan Boys & Girls Club & Family Life Center	8-17-95	8-1-30	Variable	(b)	\$ 4,700	\$ 4,700
Series 1995..... St. Vincent Memorial Hospital	9-29-95	10-1-15	Variable	(n)	3,230	2,530
Series 1995..... Catholic Health Partners Services	11-15-95	2-15-18	4.0% to 5.3%		77,130	60,870
Series 1995..... Catholic Charities Housing Development Corporation	12-1-95	1-1-25	5.8% to 6.35%		5,000	1,975
Series 1995 A (Default)..... Community Rehabilitation Providers	12-15-95	7-1-20	7.875%		7,615	5,825 ^
Series 1996..... Catholic Health Partners Services	2-1-96	2-1-08	5.26% to 6.7%		14,881	5,930
Series 1996..... Clinic in Altgeld	2-1-96	11-15-16	8.0%		4,610	3,875
Series 1996 B..... YMCA of Metropolitan Chicago	2-1-96	2-1-16	4.0% to 5.6%		9,035	6,040
Series 1996..... Chicago Symphony Orchestra	6-12-96	2-1-03	Variable	(b)	77,900	-- --
Series 1996..... Casa Central	8-1-96	8-1-26	Variable	(b)	4,000	3,200
Series 1996..... Catherine Cook School	8-21-96	7-1-36	Variable	(l)	2,875	2,875
Series 1996..... American College of Surgeons	8-22-96	8-1-26	Variable	(b)	55,000	52,800
Series 1996 A..... Presbyterian Home	10-3-96	9-1-31	Variable	(g)	71,000	71,000
Series 1996 B..... Presbyterian Home	10-3-96	9-1-31	5.0% to 6.4%		53,670	29,240
Series 1997..... Chicago Academy of Sciences	1-23-97	1-1-31	Variable	(g)	9,335	5,235
Series 1997..... Primary Health Care	1-24-97	12-1-16	7.5% to 7.75%		8,785	7,640
Series 1997..... Rest Haven	2-26-97	1-1-27	Variable	(g)	29,265	27,495

STATE OF ILLINOIS
REVENUE BOND ISSUES BY AGENCY
AS OF JUNE 30, 2003
(IN THOUSANDS \$)

Exhibit V

BOND ISSUE	DATE		INTEREST RATES		AMOUNT OF ORIGINAL ISSUE	PRINCIPAL OUTSTANDING JUNE 30, 2003
	DATED	MATURITY				
CONDUIT DEBT: (Cont.)						
ILLINOIS DEVELOPMENT FINANCE AUTHORITY (Cont.)						
501 (C) 3 Not For Profit Bonds: (Cont.)						
Series 1997..... Sinai Community Institute	3-26-97	5-1-17	Variable	(o)	\$ 5,000	\$ 5,000
Series 1997..... Decatur Mental Health	5-15-97	5-1-18	Variable	(p)	3,500	2,775
Series 1997..... LaSalle Foundation	5-21-97	5-1-03	Variable	(p)	7,800	-- --
Series 1997 B..... Adventist Health System/Sunbelt	5-22-97	1-1-19	Variable	(q)	31,415	31,415
Series 1997 A, B..... Community Rehabilitation Providers	6-1-97	7-1-19	4.5% to 7.5%		69,417	56,525
Series 1997..... Radiological Society	6-5-97	6-1-17	Variable	(g)	18,000	14,000
Series 1997..... Ada S. McKinley	6-19-97	4-1-17	Variable	(i)	2,700	2,040
Series 1997..... Countryside Montessori	6-26-97	6-1-17	Variable	(r)	1,300	910
Series 1997..... Substance Abuse Services, Inc. (SASI)	7-1-97	7-1-17	Variable	(i)	2,725	2,375
Series 1997..... Fenwick High School	10-9-97	3-1-32	Variable	(i)	13,200	13,200
Series 1997 B..... Sisters of St. Francis Health Services	11-1-97	11-1-27	3.9% to 5.75%		30,535	27,670
Series 1997 C..... Community Rehabilitation Providers	12-1-97	7-1-19	5.0% to 5.65%		4,515	4,080
Series 1997..... Victor C. Neumann Association, Inc.	12-1-97	7-1-18	7.25%		5,990	4,395
Series 1998..... Community Rehabilitation Providers	3-15-98	7-1-19	5.0% to 6.8%		22,340	19,785
Series 1998..... St. Clair Associated Vocational Enterprises, Inc. (S.A.V.E., Inc.)	4-1-98	4-1-18	4.1% to 5.6%		1,125	935
Series 1998 A..... Provena Health	4-15-98	5-15-23	4.5% to 5.75%		175,410	154,845
Series 1998..... Glenwood School for Boys	4-29-98	2-1-33	Variable	(l)	16,000	16,000
Series 1998 B..... Provena Health	5-21-98	4-1-03	Variable	(s)	75,000	-- --

STATE OF ILLINOIS
REVENUE BOND ISSUES BY AGENCY
AS OF JUNE 30, 2003
(IN THOUSANDS \$)

Exhibit V

BOND ISSUE	DATE		INTEREST RATES		AMOUNT OF ORIGINAL ISSUE	PRINCIPAL OUTSTANDING JUNE 30, 2003
	DATED	MATURITY				
CONDUIT DEBT: (Cont.)						
ILLINOIS DEVELOPMENT FINANCE AUTHORITY (Cont.)						
501 (C) 3 Not For Profit Bonds: (Cont.)						
Series 1998 C..... Provena Health	5-21-98	5-1-28	Variable	(s)	\$ 75,000	\$ 75,000
Series 1998 D..... Provena Health	5-21-98	5-1-28	Variable	(t)	130,000	17,750
Series 1998 DR..... Provena Health	5-21-98	5-1-28	Variable	(t)	112,250	112,250
Series 1998..... Steppenwolf Theatre Company	7-1-98	10-1-28	5.5%		6,100	6,100
Series 1998 A, B..... United Methodist Homes and Services	7-20-98	7-1-23	Variable	(u)	5,000	4,200
Series 1998..... The Chicago Academy of Sciences	7-30-98	1-1-33	Variable	(g)	5,700	5,700
Series 1998..... The Latin School of Chicago	8-1-98	8-1-28	4.1% to 5.65%		20,000	18,775
Series 1998..... Riverside Health Fitness Center	8-25-98	8-1-28	Variable	(v)	10,000	9,805
Series 1998..... Park Ridge Youth Campus	9-1-98	9-1-18	Variable	(p)	2,000	1,700
Series 1998..... Chiaravalle Montessori School	9-17-98	8-1-22	Variable	(i)	2,500	1,980
Series 1998..... Burpee Museum of Natural History	10-8-98	10-1-18	Variable	(l)	4,000	3,200
Series 1998..... Creative Children's Academy	10-15-98	10-1-28	Variable	(l)	3,100	2,800
Series 1998..... Wheaton Academy	10-15-98	10-1-28	Variable	(d)	9,000	9,000
Series 1998..... Black Hawk East College Foundation	11-1-98	11-1-23	3.8% to 5.35%		1,700	1,620
Series 1998..... American College of Occupational and Environmental Medicine	11-12-98	10-1-18	Variable	(d)	2,475	1,485
Series 1998 A-C..... Spring Grove Apartments	12-1-98	1-1-29	7% to 8.5%		5,320	5,180
Series 1998..... Palos Community Hospital	12-4-98	9-1-15	Variable	(l)	20,000	20,000

STATE OF ILLINOIS
REVENUE BOND ISSUES BY AGENCY
AS OF JUNE 30, 2003
(IN THOUSANDS \$)

Exhibit V

BOND ISSUE	DATE		INTEREST RATES	AMOUNT OF ORIGINAL ISSUE	PRINCIPAL OUTSTANDING JUNE 30, 2003
	DATED	MATURITY			
CONDUIT DEBT: (Cont.)					
ILLINOIS DEVELOPMENT FINANCE AUTHORITY (Cont.)					
501 (C) 3 Not For Profit Bonds: (Cont.)					
Series 1998..... Illinois Association of School Business Officials	12-15-98	12-1-18	3.6% to 5.7%	\$ 1,560	\$ 1,355
Series 1998..... St. Patrick High School	12-16-98	7-15-28	4.% to 5.125%	6,310	6,210
Series 1998..... American Youth Hostels - Chicago, Inc.	12-30-98	9-1-28	Variable (i)	8,500	8,245
Series 1999..... Goodman Theatre	1-27-99	12-1-33	Variable (l)	24,100	24,100
Series 1999..... Adventist Health System/Sunbelt	2-1-99	11-15-29	5.5% to 5.65%	187,805	187,805
Series 1999..... Institute of Gas Technology	3-24-99	9-1-24	Variable (u)	6,400	5,200
Series 1999..... Metropolitan Family Services	3-25-99	1-1-29	Variable (w)	12,700	12,700
Series 1999 A..... Community Rehabilitation Providers	4-1-99	7-1-19	5.% to 5.6%	8,520	7,815
Series 1999..... Francis W. Parker School	4-7-99	4-1-29	Variable (w)	23,700	23,700
Series 1999 A-C (In Default)..... South Shore View Apartments	5-1-99	7-1-29	7.% to 8.5%	4,850	4,760 ^
Series 1999..... Chicago Commons	5-12-99	1-1-29	Variable (g)	5,500	5,200
Series 1999 A..... McCormick Theological Seminary	6-3-99	6-1-19	Variable (x)	7,565	7,565
Series 1999..... Presbyterian Home	6-1-99	9-1-31	5.625%	25,330	25,330
Series 1999 A..... Hoosier Care	6-1-99	6-1-34	7.125%	5,710	5,540
Series 1999 B..... Hoosier Care	6-1-99	6-1-19	10.5%	260	240
Series 1999..... The Center for Enriched Living	7-22-99	6-2-03	Variable (p)	3,400	-- --
Series 1999..... Judah Christian School	7-30-99	7-1-20	Variable (h)	1,800	1,668

STATE OF ILLINOIS
REVENUE BOND ISSUES BY AGENCY
AS OF JUNE 30, 2003
(IN THOUSANDS \$)

Exhibit V

BOND ISSUE	DATE		INTEREST RATES		AMOUNT OF ORIGINAL ISSUE	PRINCIPAL OUTSTANDING JUNE 30, 2003
	DATED	MATURITY				
CONDUIT DEBT: (Cont.)						
ILLINOIS DEVELOPMENT FINANCE AUTHORITY (Cont.)						
501 (C) 3 Not For Profit Bonds: (Cont.)						
Series 1999..... Bradley University	8-1-99	8-1-29	4.% to 5.5%		\$ 36,585	\$ 34,900
Series 1999..... Chicago Horticultural Society	8-18-99	1-1-29	Variable	(y)	20,000	20,000
Series 1999..... North Shore Senior Center	8-18-99	8-1-29	Variable	(d)	7,000	7,000
Series 1999..... Chicago Shakespeare Theater	9-14-99	1-1-19	Variable	(c)	4,100	4,100
Series 1999..... Jewish Federation of Metropolitan Chgo.	9-23-99	9-1-24	Variable	(z)	23,910	20,495
Series 1999..... North Park University	10-19-99	10-1-29	Variable	(w)	23,000	23,000
Series 1999..... The Chicago Symphony Orchestra	10-20-99	12-1-33	Variable	(z)	15,000	15,000
Series 1999..... Carriage Oaks of St. Charles	12-1-99	12-31-26	Variable	(aa)	1,650	1,442
Series 1999..... Leyden Family Serv. & Mental Health Ctr.	1-5-00	9-1-24	Variable	(c)	3,700	3,535
Series 2000..... Oak Crest Residence	1-26-00	8-2-21	Variable	(z)	4,000	3,800
Series 2000 A, B..... Trinity International University	3-1-00	10-1-30	Variable	(c)	11,900	11,500
Series 2000..... Glenwood School	4-1-00	4-1-30	Variable	(o)	2,500	2,500
Series 1999 B-1..... AMR Pooled Financing Program	5-1-00	10-1-29	Variable	(c)	8,885	8,740
Series 2000 A..... Greek American Nursing Home	5-1-00	4-20-40	7.6%		11,205	11,195
Series 2000..... Christian Brothers	5-4-00	5-1-20	Variable	(r)	2,000	1,700
Series 2000 B..... Greek American Nursing Home	5-4-00	4-20-03	7.75%		70	--
Series 2000 B..... Sisters St. Francis Health Services, Inc.	5-5-00	11-1-30	Variable	(x)	40,000	38,750

STATE OF ILLINOIS
REVENUE BOND ISSUES BY AGENCY
AS OF JUNE 30, 2003
(IN THOUSANDS \$)

Exhibit V

BOND ISSUE	DATE		INTEREST RATES		AMOUNT OF ORIGINAL ISSUE	PRINCIPAL OUTSTANDING JUNE 30, 2003
	DATED	MATURITY				
CONDUIT DEBT: (Cont.)						
ILLINOIS DEVELOPMENT FINANCE AUTHORITY (Cont.)						
501 (C) 3 Not For Profit Bonds: (Cont.)						
Series 2000 A..... Adventist Health System/Sunbelt	5-11-00	11-15-20	4.5% to 6%		\$ 66,420	\$ 59,855
Series 2000 B..... Adventist Health System/Sunbelt	5-11-00	11-15-27	Variable	(n)	60,000	60,000
Series 1999 C-1..... AMR Pooled Financing Program	6-1-00	10-1-29	Variable	(c)	8,300	8,300
Series 2000..... Lifesource	6-8-00	6-1-20	Variable	(z)	6,500	6,200
Series 2000..... Clearbrook	6-15-00	6-1-20	Variable	(c)	3,700	3,400
Series 2000..... Slovak American Charitable Assn.	6-29-00	6-1-34	Variable	(o)	8,200	7,940
Series 2000 A..... Community Rehabilitation Providers Facilities Acquisition	6-1-00	7-1-25	6.75% to 7.375%		4,925	4,765
Series 2000..... Lake Forest Academy	7-13-00	12-1-24	Variable	(o)	6,000	6,000
Series 2000..... Alliance Francaise De Chicago	7-25-00	6-1-25	Variable	(y)	1,900	1,370
Series 1999 B-2..... AMR Pooled Financing	7-26-00	10-1-29	Variable	(y)	2,000	1,800
Series 2000..... Window to the World Comm., Inc.	9-14-00	8-1-15	Variable	(y)	13,700	13,700
Series 1999 D-1..... AMR Pooled Financing, (IVCH)	12-7-00	10-1-29	Variable	(c)	15,000	15,000
Series 2000..... Regional Organ Bank of Illinois, Inc.	12-14-00	12-1-20	Variable	(d)	5,000	4,500
Series 2000 A..... St. Vincent de Paul Center	12-14-00	11-15-39	Variable	(g)	29,300	29,300
Series 2001..... Teachers Academy for Mathematics and Science	2-7-01	2-1-21	Variable	(w)	3,500	3,325
Series 2001..... Loyola Academy	2-15-01	10-1-31	Variable	(w)	20,845	20,845
Series 2001..... Illinois Wesleyan University	3-1-01	9-1-36	5.125% to 5.5%		34,600	34,600

STATE OF ILLINOIS
REVENUE BOND ISSUES BY AGENCY
AS OF JUNE 30, 2003
(IN THOUSANDS \$)

Exhibit V

BOND ISSUE	DATE		INTEREST RATES		AMOUNT OF ORIGINAL ISSUE	PRINCIPAL OUTSTANDING JUNE 30, 2003
	DATED	MATURITY				
CONDUIT DEBT: (Cont.)						
ILLINOIS DEVELOPMENT FINANCE AUTHORITY (Cont.)						
501 (C) 3 Not For Profit Bonds: (Cont.)						
Series 2001 B..... McCormick Theological Seminary	3-22-01	6-1-35	Variable	(y)	\$ 22,435	\$ 22,435
Series 2001 A..... Crown Court Properties, Ltd.	3-28-01	3-1-27	Variable	(y)	2,300	2,240
Series 2001..... American Academy of Dermatology	4-5-01	4-1-21	Variable	(o)	10,000	9,000
Series 2001..... Presbyterian Homes Two Arbor Lane	4-26-01	4-1-35	Variable	(o)	14,000	14,000
Series 2001 A..... Solomon Schechter Day Schools	5-10-01	4-4-21	Variable	(d)	5,000	5,000
Series 2001 B..... Midwestern University	5-31-01	5-15-31	4. % to 6. %		31,895	30,980
Series 2001..... YMCA of Metropolitan Chicago	6-14-01	6-1-29	Variable	(y)	54,000	54,000
Series 2001 A..... Evanston Northwestern Healthcare Corp.	7-3-01	5-1-31	Variable	(c)	127,300	127,300
Series 2001 B..... Evanston Northwestern Healthcare Corp.	7-3-01	5-1-31	Variable	(bb)	50,000	50,000
Series 2001 C..... Evanston Northwestern Healthcare Corp.	7-3-01	5-1-31	Variable	(c)	50,000	50,000
Series 2001..... Village of Oak Park Residence Corp.	7-18-01	7-1-41	Variable	(y)	13,000	13,000
Series 2001 A..... WTVP 47	8-17-01	9-1-22	Variable	(y)	7,300	7,300
Series 2001..... Christian Heritage Academy	9-5-01	12-1-21	Variable	(p)	5,400	5,145
Series 2001..... Alfred Campanelli YMCA	9-7-01	9-1-11	5.25%		1,500	1,455
Series 2001 B..... WTVP 47	9-13-01	9-1-08	Variable	(y)	3,000	3,000
Series 1999 D-2..... AMR Pooled Financing	10-23-01	10-1-21	Variable	(c)	15,000	14,535
Series 1999 E-1..... AMR Pooled Financing	10-24-01	10-1-29	Variable	(c)	2,955	2,535
Series 2001..... British Home for Retired Men & Women	11-29-01	11-1-27	Variable	(y)	9,500	9,500

STATE OF ILLINOIS
REVENUE BOND ISSUES BY AGENCY
AS OF JUNE 30, 2003
(IN THOUSANDS \$)

Exhibit V

BOND ISSUE	DATE		INTEREST RATES		AMOUNT OF ORIGINAL ISSUE	PRINCIPAL OUTSTANDING JUNE 30, 2003
	DATED	MATURITY				
CONDUIT DEBT: (Cont.)						
ILLINOIS DEVELOPMENT FINANCE AUTHORITY (Cont.)						
501 (C) 3 Not For Profit Bonds: (Cont.)						
Series 2002..... St. Augustine College	3-12-02	11-1-31	Variable	(a)	\$ 6,900	\$ 6,670
Series 2002..... Cook Communications Ministries	3-13-02	3-1-17	Variable	(y)	5,000	5,000
Series 2002..... Roosevelt University	4-25-02	4-1-32	Variable	(y)	10,000	10,000
Series 2002..... Embers Elementary School	4-25-02	4-1-32	Variable	(y)	2,315	2,315
Series 2002..... Untied Way/Crusade of Mercy, Inc.	4-30-02	4-1-27	Variable	(y)	5,465	4,935
Series 2002..... Marist High School Project	5-1-02	5-1-27	Variable	(g)	1,000	974
Series 2002 A..... Community Rehabilitation Provider	5-1-02	7-1-32	4.9% to 6.625%		15,995	15,995
Series 2002 B..... Community Rehabilitation Provider	5-1-02	7-1-05	6.8%		318	318
Series 2002..... North Chicago VA Enhanced Energy	5-21-02	3-1-27	4.35% to 6.85%		18,040	18,040
Series 2002..... St. Ignatius College Prep	5-30-02	6-1-32	Variable	(w)	8,000	8,000
Series 2002..... BAPS, Inc.	5-30-02	6-1-17	Variable	(p)	14,000	13,600
Series 2002 A & B..... Chicago Charter School Foundation	6-1-02	12-1-32	5.25% to 8.0%		16,050	16,050
Series 2002..... McGaw YMCA in Evanston	6-20-02	6-1-27	Variable	(p)	6,300	6,300
Series 2002..... Jewish Federation of Metropolitan Chicago	7-10-02	9-1-32	Variable	(z)	41,810	41,810
Series 2002 A..... St. Lawrence Episcopal Church	7-17-02	7-1-28	Variable	(cc)	1,800	1,800
Series 2002 B..... St. Lawrence Episcopal Church	7-17-02	7-1-28	Variable	(cc)	1,000	1,000
Series 2002..... Chinese American Service League	8-15-02	8-1-24	Variable	(o)	5,000	5,000
Series 2002..... Uhlich Children's Home	9-25-02	10-1-33	Variable	(dd)	5,600	5,600

STATE OF ILLINOIS
REVENUE BOND ISSUES BY AGENCY
AS OF JUNE 30, 2003
(IN THOUSANDS \$)

Exhibit V

BOND ISSUE	DATE		INTEREST RATES		AMOUNT OF ORIGINAL ISSUE	PRINCIPAL OUTSTANDING JUNE 30, 2003
	DATED	MATURITY				
CONDUIT DEBT: (Cont.)						
ILLINOIS DEVELOPMENT FINANCE AUTHORITY (Cont.)						
501 (C) 3 Not For Profit Bonds: (Cont.)						
Series 2002..... West Central Illinois Education Telecommunications, Corp.	9-26-02	9-1-32	Variable	(ee)	\$ 4,800	\$ 4,800
Series 2002..... Providence - St. Mel School	10-31-02	6-1-37	Variable	(dd)	9,800	9,800
Series 2002..... Bradley University	12-19-02	8-1-32	Variable	(dd)	39,850	39,650
Series 2003..... National Commission of Correctional Health Care	1-10-03	1-10-18	5.0%		1,300	1,300
Series 2003..... Cornerstone Christian Academy of McLean County	2-1-03	2-10-23	Variable	(w)	3,500	3,500
Series 2003..... Sacred Heart Schools	2-27-03	7-1-33	Variable	(ff)	14,000	14,000
Series 2003..... American Red Cross of Greater Chicago	2-27-03	10-1-32	Variable	(ee)	8,000	8,000
Series 2003..... Rosecrance, Inc.	4-3-03	10-1-24	Variable	(dd)	11,900	11,900
Series 2003..... Williamson Co. Events Commission Corp.	6-15-03	12-1-32	1.7% to 5.1%		3,700	3,700
Series 2003..... Carmel High School	6-19-03	7-1-38	Variable	(ff)	8,500	8,500
Series 2003 A..... Illinois Central College	6-26-03	6-1-33	Variable	(d)	16,050	16,050
Series 2003 B..... Illinois Central College	6-26-03	6-1-33	Variable	(d)	655	655
					<u>\$ 3,518,131</u>	<u>\$ 2,930,304</u>
Advance Refunded Bonds:						
Series 1990..... Community Rehabilitation Providers	1-15-90	3-1-10	8.75%		\$ 6,510	\$ 1,665
Series 1990 B (Default)..... Regency Park at Lincolnwood	4-15-90	4-15-22	Variable	(g)	2,000	2,000 ^
Series 1991 A (Default)..... Regency Park at Lincolnwood	10-15-91	7-15-28	10.0%		5,774	5,774 ^

STATE OF ILLINOIS
REVENUE BOND ISSUES BY AGENCY
AS OF JUNE 30, 2003
(IN THOUSANDS \$)

Exhibit V

BOND ISSUE	DATE		INTEREST RATES	AMOUNT OF ORIGINAL ISSUE	PRINCIPAL OUTSTANDING JUNE 30, 2003
	DATED	MATURITY			

CONDUIT DEBT: (Cont.)

ILLINOIS DEVELOPMENT FINANCE AUTHORITY (Cont.)

501 (C) 3 Not For Profit Bonds: (Cont.)

- (p) Interest rate is the rate determined by the remarketing agent which would enable the bonds to be sold at a price equal to 100% of the principal amount, however, not to exceed 10% per annum.
- (q) Interest rate on these variable rate revenue bonds is based on the MILES rate which equals the floating rate - CPI plus the constant rate for each maturity.
- (r) Interest rate is the rate determined by the remarketing agent which would enable the bonds to be sold at a price equal to 100% of the principal amount, plus accrued interest, not to exceed 12% per annum.
- (s) Interest rate is the rate determined by the remarketing agent which would enable the bonds to be sold at a price equal to the principal amount thereof, plus accrued interest, not to exceed 22% per annum.
- (t) Interest rate is the PARS rate as determined by the auction agent not to exceed 22% per annum. Reissued on 01-02-2001.
- (u) Interest rate is the rate determined by the remarketing agent which would enable the bonds to be sold at a price equal to 100% of the principal amount, however, not to exceed 18% per annum.
- (v) Interest rate is a fixed rate thru a specified date; thereafter, the rate is determined by the remarketing agent to enable the bonds to be sold in a secondary market at 100% of the principal thereof, plus accrued interest.
- (w) Interest rate is the rate determined by the remarketing agent which would enable the bonds to be sold at a price equal to 100% of the principal amount, plus accrued interest, not to exceed 10% per annum.
- (x) Interest rate is the rate determined by the remarketing agent which would enable the bonds to be sold at a price equal to 100% of the principal amount thereof, however, not to exceed 15% per annum.
- (y) Interest is determined weekly or monthly by the remarketing agent.
- (z) Interest is determined daily, weekly, or adjustable by the remarketing agent.
- (aa) Interest rate starts at 6% until December 31, 2005; thereafter, the rate is determined by the Treasury Constant Maturity Index.
- (bb) Interest is determined by Auction Rates as processed by an Auction Agent over a seven day period.
- (cc) Interest is based on the Bank Prime Rate, as this is a draw bond based on need of funds.
- (dd) Interest is determined daily, weekly, adjustable or a fixed rate mode, the rate is determined by the remarketing agent.
- (ee) Interest is determined weekly and is subject to conversion to a fixed rate as determined by a remarketing agent.
- (ff) Interest is determined weekly and is subject to conversion to a commercial paper rate of term role.

Leases:

Series 1992..... City of Markham	12-1-92	2-1-03	6.75%		\$ 500	\$ -- --
Series 1992..... Williamson City Fire Protection District	12-15-92	12-1-07	6.1% to 7.0%		900	410
Series 1993..... Village of Swansea	5-1-93	5-1-03	5.48% to 5.65%		430	-- --
Series 1993..... City of Plano	10-19-93	10-1-03	5.0%		300	30
Series 1994..... Village of Leland	2-1-94	2-1-04	5.4%		150	19
Series 1994..... City of Belleville	11-1-94	12-1-04	6.375%		600	151
Series 1994..... City of Benton	11-1-94	8-1-04	Variable	(a)	294	72
Series 1995..... Village of Tower Lakes	3-1-95	3-1-05	Variable	(a)	285	63

STATE OF ILLINOIS
REVENUE BOND ISSUES BY AGENCY
AS OF JUNE 30, 2003
(IN THOUSANDS \$)

Exhibit V

BOND ISSUE	DATE		INTEREST RATES		AMOUNT OF ORIGINAL ISSUE	PRINCIPAL OUTSTANDING JUNE 30, 2003
	DATED	MATURITY				
CONDUIT DEBT: (Cont.)						
ILLINOIS DEVELOPMENT FINANCE AUTHORITY (Cont.)						
Leases: (Cont.)						
Series 1996..... Kewanee Hospital Association	2-1-96	3-1-06	Variable	(a)	\$ 250	\$ 87
Series 1998..... The Joliet Montessori School	8-28-98	9-1-18	Variable	(a)	600	516
Series 1999..... Danville Foundation for Industrial Growth	5-7-99	5-7-19	Variable	(a)	270	236
Series 1999..... Roosevelt Univeristy	7-1-99	7-1-04	5.95%		900	218
Series 1999..... National Opinion Research Center	12-1-99	12-16-02	5.45%		325	-- --
Series 2000..... Peoria Art Guild	3-1-00	4-1-10	Variable	(b)	1,000	927
Series 2001..... Ottawa Friendship House	1-29-02	7-1-21	Variable	(c)	328	313
Series 2002..... First Friends Day Care Center	12-18-02	12-18-12	Variable	(a)	648	639
TOTAL LEASES					<u>\$ 7,780</u>	<u>\$ 3,681</u>
(a) Interest is a component of level rental payments.						
(b) Interest rate is 7.50% per annum, payable April 1 and October 1.						
(c) Interest schedule is subject to Prime Rate Adjustment.						
Certificates of Participation:						
Series 1997 A..... Rockford School District	6-10-97	1-1-17	4.25% to 5.8%		\$ 48,000	\$ 37,500
TOTAL CERTIFICATES OF PARTICIPATION					<u>\$ 48,000</u>	<u>\$ 37,500</u>
Revenue Anticipation Notes:						
Series 2001 A..... Dominican University	7-1-01	7-24-02	3.75%		\$ 1,630	\$ -- --
Series 2001 B..... Lewis University	7-1-01	7-24-02	4.75%		7,875	-- --
Series 2001 C..... National University of Health Sciences	7-1-01	7-24-02	3.5%		1,125	-- --
Series 2001 D..... Trinity Christian College	7-1-01	7-24-02	3.5%		1,760	-- --

STATE OF ILLINOIS
REVENUE BOND ISSUES BY AGENCY
AS OF JUNE 30, 2003
(IN THOUSANDS \$)

Exhibit V

BOND ISSUE	DATE		INTEREST RATES		AMOUNT OF ORIGINAL ISSUE	PRINCIPAL OUTSTANDING JUNE 30, 2003
	DATED	MATURITY				
CONDUIT DEBT: (Cont.)						
ILLINOIS DEVELOPMENT FINANCE AUTHORITY (Cont.)						
Revenue Anticipation Notes: (Cont.)						
Series 2002..... Jewish Charities	7-2-02	6-30-03	Variable	(a)	\$ 13,070	\$ -- --
Series 2002 A..... Dominican University	7-24-02	7-24-03	2.5%		1,800	1,800
Series 2002 B..... Elmhurst College	7-24-02	7-24-03	2.5%		2,600	2,600
Series 2002 D..... National University of Health Sciences	7-24-02	7-24-03	2.5%		1,200	1,200
Series 2003..... Jewish Charities	1-7-03	6-30-03	Variable	(a)	13,360	-- --
TOTAL REVENUE ANTICIPATION NOTES					<u>\$ 44,420</u>	<u>\$ 5,600</u>
TOTAL ILLINOIS DEVELOPMENT FINANCE AUTHORITY					<u>\$ 8,879,000</u>	<u>\$ 7,201,705</u>

(a) Interest is the lesser of (i) 12% per annum or (ii) a rate determined by the remarketing agent.

STATE OF ILLINOIS
REVENUE BOND ISSUES BY AGENCY
AS OF JUNE 30, 2003
(IN THOUSANDS \$)

Exhibit V

BOND ISSUE	DATE		INTEREST RATES	AMOUNT OF ORIGINAL ISSUE	PRINCIPAL OUTSTANDING JUNE 30, 2003
	DATED	MATURITY			
CONDUIT DEBT: (Cont.)					
ILLINOIS FARM DEVELOPMENT AUTHORITY					
Fiscal Year 1983 Bond Issues:					
Farmland, land and depreciable property				\$ 7,593	\$ 25
	Various (a)		Variable (a)	<u>\$ 7,593</u>	<u>\$ 25</u>
Fiscal Year 1984 Bond Issues:					
Farmland, land and depreciable property				\$ 20,160	\$ 449
	Various (b)		Variable (b)	<u>\$ 20,160</u>	<u>\$ 449</u>
Fiscal Year 1985 Bond Issues:					
Farmland, land and depreciable property				\$ 20,148	\$ 672
Agribusiness loan				2,629	68
	Various (c)		Variable (c)	<u>\$ 22,777</u>	<u>\$ 740</u>
Fiscal Year 1986 Bond Issues:					
Farmland, land and depreciable property				\$ 10,407	\$ 504
New and used improvements				288	30
New and used equipment				1,396	7
Agribusiness loan				5,762	15
	Various (d)		Variable (d)	<u>\$ 17,853</u>	<u>\$ 556</u>
Fiscal Year 1987 Bond Issues:					
Farmland, land and depreciable property				\$ 3,280	\$ 202
	Various (e)		Variable (e)	<u>\$ 3,280</u>	<u>\$ 202</u>
Fiscal Year 1988 Bond Issues:					
Farmland, land and depreciable property				\$ 6,253	\$ 954
	Various (f)		Variable (f)	<u>\$ 6,253</u>	<u>\$ 954</u>
Fiscal Year 1989 Bond Issues:					
Farmland, land and depreciable property				\$ 4,028	\$ 453
	Various (g)		Variable (g)	<u>\$ 4,028</u>	<u>\$ 453</u>
Fiscal Year 1990 Bond Issues:					
Farmland, land and depreciable property				\$ 7,940	\$ 812
	Various (h)		Variable (h)	<u>\$ 7,940</u>	<u>\$ 812</u>

STATE OF ILLINOIS
REVENUE BOND ISSUES BY AGENCY
AS OF JUNE 30, 2003
(IN THOUSANDS \$)

Exhibit V

BOND ISSUE	DATE		INTEREST RATES	AMOUNT OF ORIGINAL ISSUE	PRINCIPAL OUTSTANDING JUNE 30, 2003
	DATED	MATURITY			
CONDUIT DEBT: (Cont.)					
ILLINOIS FARM DEVELOPMENT AUTHORITY (Cont.)					
Fiscal Year 1991 Bond Issues:					
Farmland, land and depreciable property				\$ 8,776	\$ 2,001
	Various (i)		Variable (i)	<u>\$ 8,776</u>	<u>\$ 2,001</u>
Fiscal Year 1992 Bond Issues:					
Farmland, land and depreciable property				\$ 9,228	\$ 2,651
	Various (j)		Variable (j)	<u>\$ 9,228</u>	<u>\$ 2,651</u>
Fiscal Year 1994 Bond Issues:					
Farmland, land and depreciable property New improvements				\$ 11,661 175	\$ 4,501 52
	Various (k)		Variable (k)	<u>\$ 11,836</u>	<u>\$ 4,553</u>
Fiscal Year 1995 Bond Issues:					
Farmland, land and depreciable property New improvements				\$ 7,166 581	\$ 3,374 187
	Various (l)		Variable (l)	<u>\$ 7,747</u>	<u>\$ 3,561</u>
Fiscal Year 1996 Bond Issues:					
Farmland, land and depreciable property				\$ 11,585	\$ 7,877
	Various (m)		Variable (m)	<u>\$ 11,585</u>	<u>\$ 7,877</u>
Fiscal Year 1997 Bond Issues:					
Farmland, land and depreciable property New improvements				\$ 13,595 667	\$ 8,888 292
	Various (n)		Variable (n)	<u>\$ 14,262</u>	<u>\$ 9,180</u>
Fiscal Year 1998 Bond Issues:					
Farmland, land and depreciable property New improvements New equipment				\$ 15,598 1,482 113	\$ 11,370 759 34
	Various (o)		Variable (o)	<u>\$ 17,193</u>	<u>\$ 12,163</u>
Fiscal Year 1999 Bond Issues:					
Farmland, land and depreciable property New improvements				\$ 7,878 347	\$ 6,554 233
	Various (p)		Variable (p)	<u>\$ 8,225</u>	<u>\$ 6,787</u>

STATE OF ILLINOIS
REVENUE BOND ISSUES BY AGENCY
AS OF JUNE 30, 2003
(IN THOUSANDS \$)

Exhibit V

BOND ISSUE	DATE		INTEREST RATES	AMOUNT OF ORIGINAL ISSUE	PRINCIPAL OUTSTANDING JUNE 30, 2003
	DATED	MATURITY			
CONDUIT DEBT: (Cont.)					
ILLINOIS FARM DEVELOPMENT AUTHORITY (Cont.)					
Fiscal Year 2000 Bond Issues:					
Farmland, land and depreciable property				\$ 9,946	\$ 7,641
New equipment				58	16
	Various (q)		Various (q)	<u>\$ 10,004</u>	<u>\$ 7,657</u>
Fiscal Year 2001 Bond Issues:					
Farmland, land and depreciable property				\$ 11,589	\$ 9,608
New equipment				168	94
	Various (r)		Various (r)	<u>\$ 11,757</u>	<u>\$ 9,702</u>
Fiscal Year 2002 Bond Issues:					
Farmland, land and depreciable property				\$ 8,527	\$ 7,881
New improvements				112	96
	Various (s)		Various (s)	<u>\$ 8,639</u>	<u>\$ 7,977</u>
Fiscal Year 2003 Bond Issues:					
Farmland, land and depreciable property				\$ 12,314	\$ 12,244
New improvements				115	115
	Various (t)		Various (t)	<u>\$ 12,429</u>	<u>\$ 12,359</u>
TOTAL ILLINOIS FARM DEVELOPMENT AUTHORITY				<u>\$ 221,565</u>	<u>\$ 90,659</u>

- (a) The Authority issued 322 farm loan agreements in fiscal year 1983 totaling \$13,580,269. The interest rates on the bonds ranges from 8.95% to 9.33%. The term of the loans varies from 2 to 30 years with a final maturity of 2013.
- (b) The Authority issued 622 farm loan agreements in fiscal year 1984 totaling \$33,135,257. The interest rates on the bonds ranges from 8.98% to 9.64%. The term of the loans varies from 2 to 30 years with a final maturity of 2014.
- (c) The Authority issued 460 farm loan agreements in fiscal year 1985 totaling \$29,187,460. The interest rates on the bonds ranges from 8.88% to 9.75%. The term of the loans varies from 5 to 40 years with a final maturity of 2025.
- (d) The Authority issued 220 farm loan agreements in fiscal year 1986 totaling \$18,239,941. The interest rates on the bonds ranges from 5.00% to 11.50%. The term of the loans varies from 3 to 30 years with a final maturity of 2016.
- (e) The Authority issued 54 farm loan agreements in fiscal year 1987 totaling \$4,512,117. The interest rates on the bonds ranges from 7.00% to 10.16%. The term of the loans varies from 2 to 30 years with a final maturity of 2017.
- (f) The Authority issued 68 farm loan agreements in fiscal year 1988 totaling \$6,253,334. The interest rates on the bonds ranges from 6.75% to 10.75%. The term of the loans varies from 5 to 50 years with a final maturity of 2038.
- (g) The Authority issued 51 farm loan agreements in fiscal year 1989 totaling \$4,028,217. The interest rates on the bonds ranges from 7.25% to 10.76%. The term of the loans varies from 10 to 25 years with a final maturity of 2014.
- (h) The Authority issued 76 farm loan agreements in fiscal year 1990 totaling \$7,989,780. The interest rates on the bonds ranges from 7.75% to 11.00%. The term of the loans varies from 5 to 40 years with a final maturity of 2030.
- (i) The Authority issued 90 farm loan agreements in fiscal year 1991 totaling \$9,018,835. The interest rates on the bonds ranges from 7.00% to 10.50%. The term of the loans varies from 5 to 30 years with a final maturity of 2020.
- (j) The Authority issued 96 farm loan agreements in fiscal year 1992 totaling \$9,617,570. The interest rates on the bonds ranges from 5.00% to 9.50%. The term of the loans varies from 4 to 30 years with a final maturity of 2022.
- (k) The Authority issued 101 farm loan agreements in fiscal year 1994 totaling \$11,835,969. The interest rates on the bonds ranges from 4.50% to 8.50%. The term of the loans varies from 5 to 30 years with a final maturity of 2024.
- (l) The Authority issued 81 farm loan agreements in fiscal year 1995 totaling \$8,236,393. The interest rates on the bonds ranges from 4.80% to 8.75%. The term of the loans varies from 4 to 30 years with a final maturity of 2025.

STATE OF ILLINOIS
REVENUE BOND ISSUES BY AGENCY
AS OF JUNE 30, 2003
(IN THOUSANDS \$)

Exhibit V

BOND ISSUE	DATE		INTEREST RATES	AMOUNT OF ORIGINAL ISSUE	PRINCIPAL OUTSTANDING JUNE 30, 2003
	DATED	MATURITY			

CONDUIT DEBT: (Cont.)

ILLINOIS FARM DEVELOPMENT AUTHORITY (Cont.)

- (m) The Authority issued 99 farm loan agreements in fiscal year 1996 totaling \$11,899,866. The interest rates on the bonds ranges from 5.50% to 8.50%. The term of the loans varies from 4 to 30 years with a final maturity of 2026.
- (n) The Authority issued 108 farm loan agreements in fiscal year 1997 totaling \$14,262,250. The interest rates on the bonds ranges from 4.90% to 8.75%. The term of the loans varies from 5 to 30 years with a final maturity of 2027.
- (o) The Authority issued 137 farm loan agreements in fiscal year 1998 totaling \$17,192,419. The interest rates on the bonds ranges from 5.00% to 8.00%. The term of the loans varies from 5 to 30 years with a final maturity of 2028.
- (p) The Authority issued 64 farm loan agreements in fiscal year 1999 totaling \$8,311,710. The interest rates on the bonds ranges from 5.60% to 8.00%. The term of the loans varies from 4 to 30 years with a final maturity of 2029.
- (q) The Authority issued 87 farm loan agreements in fiscal year 2000 totaling \$10,003,874. The interest rates on the bonds ranges from 5.15% to 7.75%. The term of the loans varies from 4 to 40 years with a final maturity of 2040.
- (r) The Authority issued 98 farm loan agreements in fiscal year 2001 totaling \$11,756,702. The interest rates on the bonds ranges from 5.00% to 8.50%. The term of the loans varies from 5 to 30 years with a final maturity of 2031.
- (s) The Authority issued 63 farm loan agreements in fiscal year 2002 totaling \$8,639,030. The interest rates on the bonds ranges from 4.50% to 7.50%. The term of the loans varies from 7 to 40 years with a final maturity of 2041.
- (t) The Authority issued 83 farm loan agreements in fiscal year 2003 totaling \$12,428,828. The interest rates on the bonds ranges from 3.40% to 7.00%. The term of the loans varies from 5 to 30 years with a final maturity of 2033.

STATE OF ILLINOIS
REVENUE BOND ISSUES BY AGENCY
AS OF JUNE 30, 2003
(IN THOUSANDS \$)

Exhibit V

BOND ISSUE	DATE		INTEREST RATES	AMOUNT OF ORIGINAL ISSUE	PRINCIPAL OUTSTANDING JUNE 30, 2003
	DATED	MATURITY			
CONDUIT DEBT: (Cont.)					
ILLINOIS HEALTH FACILITIES AUTHORITY					
Revenue Bonds:					
Series 1976..... St. Margaret's Hospital	5-1-76	4-1-03	4.75% to 7.5%	\$ 9,000	\$ -- --
Series 1985 D..... Alexian Brothers Medical Center, Inc.	11-1-85	1-1-16	Variable (a)	24,770	19,205
Series 1985 B..... Evanston Hospital Corp.	12-1-85	8-1-15	Variable (b)	50,000	50,000
Series 1985 A..... Revolving Fund Pooled Financing Program - Loans to the University of Chicago	12-1-85	8-1-15	5.5% (c)	62,200	61,965
Series 1985 B..... Revolving Fund Pooled Financing Program	12-1-85	8-1-15	Variable (c)	75,000	75,000
Series 1985 C..... Revolving Fund Pooled Financing Program	12-1-85	8-1-15	Variable (d)	92,500	73,250
Series 1985 D..... Revolving Fund Pooled Financing Program	12-1-85	8-1-15	Variable (e)	57,500	55,800
Series 1985 F..... Revolving Fund Pooled Financing Program	12-1-85	8-1-15	Variable (f)	25,000	25,000
Series 1987 A - E..... Evanston Hospital Corporation	7-31-87	8-15-20	Variable (g)	50,000	50,000
Series 1988 A - C..... Community Provider Pooled Loan Program	8-15-88	8-15-03	5.8% to 10.3%	56,905	7,073
Series 1988..... Evanston Hospital	12-20-88	8-15-10	Variable (h)	50,000	50,000
Series 1989 A..... Bensenville Home Society	3-8-89	2-15-19	Variable (i)	4,775	3,575
Series 1989 A..... Rush-Presbyterian-St. Luke's Medical Center	8-10-89	10-1-10	Variable (j)	21,500	21,500
Series 1990 A..... BroMenn Healthcare	1-1-90	8-15-12	6.% to 7.%	17,765	11,280
Series 1990 B..... BroMenn Healthcare	1-1-90	8-15-12	6.% to 7.%	15,380	9,765
Series 1990 A..... Evanston Hospital	3-29-90	3-15-25	Variable (k)	50,000	50,000
Series 1990 A..... Community Provider Pooled Loan Program	10-15-90	8-15-10	6.% to 7.75%	26,314	8,103
Series 1990 B..... Community Provider Pooled Loan Program	10-15-90	8-15-10	10.75%	1,083	353

STATE OF ILLINOIS
REVENUE BOND ISSUES BY AGENCY
AS OF JUNE 30, 2003
(IN THOUSANDS \$)

Exhibit V

BOND ISSUE	DATE		INTEREST RATES		AMOUNT OF ORIGINAL ISSUE	PRINCIPAL OUTSTANDING JUNE 30, 2003
	DATED	MATURITY				
CONDUIT DEBT: (Cont.)						
ILLINOIS HEALTH FACILITIES AUTHORITY (Cont.)						
Revenue Bonds: (Cont.)						
Series 1990..... Gottlieb Health Resources, Inc. Obligated Group	12-20-90	11-15-25	Variable	(l)	\$ 32,000	\$ 29,700
Series 1991 A..... Community Provider Pooled Loan Program	7-1-91	8-15-10	5.0% to 7.35%		10,371	4,930
Series 1991 B..... Community Provider Pooled Loan Program	7-1-91	8-15-10	10.3%		570	318
Series 1991..... Proctor Community Hospital	7-1-91	1-1-23	6.25% to 7.5%		23,890	20,560
Series 1991..... Washington and Jane Smith Home	7-18-91	7-1-26	Variable	(m)	5,800	5,800
Series 1991..... Elmhurst Memorial Hospital	11-1-91	12-19-02	5.2% to 6.625%		28,590	-- --
Series 1991 C..... Hospital Sisters Services, Inc.	12-1-91	6-1-06	4.6% to 6.625%		46,750	13,985
Series 1992..... Evanston Hospital Corporation	12-30-91	1-1-26	Variable	(n)	50,000	50,000
Series 1992..... Wyndemere Retirement Community	1-15-92	11-1-22	4.4% to 6.25%		44,730	37,665
Series 1992..... Galesburg Cottage Hospital	8-1-92	5-1-11	3.5% to 6.25%		21,780	12,080
Series 1992..... Highland Park Hospital	9-1-92	10-1-02	4.4% to 6.2%		30,000	-- --
Series 1992 A..... Felician Health Care, Inc.	10-15-92	1-1-15	6.25%		17,000	17,000
Series 1992..... Mercy Hospital and Medical Center	11-1-92	1-1-15	4.4% to 7.0%		61,405	43,635
Series 1992 AA..... SSM Health Care Obligated Group	11-1-92	6-1-14	3.0% to 6.55%		26,575	11,615
Series 1992..... Brokaw-Mennonite Association	12-1-92	8-15-18	3.0% to 6.25%		38,560	29,920
Series 1992 A..... Covenant Retirement Communities, Inc.	12-1-92	12-1-02	4.25% to 7.7%		12,150	-- --
Series 1992 B..... Covenant Retirement Communities, Inc.	12-1-92	12-1-02	Variable	(o)	9,555	-- --
Series 1992..... Residential Centers, Inc.	12-1-92	8-15-16	8.5%		6,160	5,025

STATE OF ILLINOIS
REVENUE BOND ISSUES BY AGENCY
AS OF JUNE 30, 2003
(IN THOUSANDS \$)

Exhibit V

BOND ISSUE	DATE		INTEREST RATES	AMOUNT OF ORIGINAL ISSUE	PRINCIPAL OUTSTANDING JUNE 30, 2003
	DATED	MATURITY			
CONDUIT DEBT: (Cont.)					
ILLINOIS HEALTH FACILITIES AUTHORITY (Cont.)					
Revenue Bonds: (Cont.)					
Series 1993 A..... Community Provider Pooled Loan Program	3-1-93	8-15-17	7.875% to 8.0%	\$ 6,261	\$ 5,179
Series 1993 A..... Elmhurst Memorial Hospital	3-1-93	12-19-02	2.6% to 5.5%	25,865	-- --
Series 1993 A..... University of Chicago Hospitals	4-1-93	8-15-08	4.5% to 5.5%	48,470	30,190
Series 1993 B..... University of Chicago Hospitals	4-15-93	8-15-14	Variable (p)	41,000	41,000
Series 1993 B..... Elmhurst Memorial Hospital	4-26-93	12-19-02	Variable (o)	45,200	-- --
Series 1993 C..... Lutheran General Health System	6-1-93	4-1-18	3.25% to 7.0%	50,695	41,360
Series 1993 A..... Edward Hospital	7-1-93	2-15-19	3.4% to 6.0%	33,115	27,160
Series 1993..... Memorial Medical Center, Springfield	7-1-93	10-1-18	2.75% to 5.65%	21,245	16,565
Series 1993 B..... Pekin Memorial Hospital	7-1-93	8-15-23	Variable (q)	14,430	13,205
Series 1993..... OSF Healthcare System	7-15-93	11-15-23	3.1% to 6.0%	122,000	98,705
Series 1993 C..... Pekin Memorial Hospital	7-20-93	8-15-15	Variable (r)	7,500	5,300
Series 1993..... Delnor-Community Hospital	8-1-93	5-15-19	3.1% to 5.5%	44,295	34,050
Series 1993..... Lutheran Social Services of Illinois	8-1-93	8-15-20	4.0% to 6.125%	20,495	15,095
Series 1993..... Morris Hospital	8-15-93	5-1-03	4.25% to 6.125%	10,250	-- --
Series 1993..... The Children's Memorial Hospital	10-1-93	8-15-22	3.0% to 6.25%	54,805	45,315
Series 1993..... Swedish American Hospital	10-15-93	11-15-23	3.05% to 5.375%	50,000	41,790
Series 1993..... Rush-Presbyterian-St. Luke's Medical Center Obligated Group	11-1-93	11-15-25	4.7% to 5.5%	113,000	110,465

STATE OF ILLINOIS
REVENUE BOND ISSUES BY AGENCY
AS OF JUNE 30, 2003
(IN THOUSANDS \$)

Exhibit V

BOND ISSUE	DATE		INTEREST RATES	AMOUNT OF ORIGINAL ISSUE	PRINCIPAL OUTSTANDING JUNE 30, 2003
	DATED	MATURITY			
CONDUIT DEBT: (Cont.)					
ILLINOIS HEALTH FACILITIES AUTHORITY (Cont.)					
Revenue Bonds: (Cont.)					
Series 1994..... Passavant Memorial Area Hospital	2-1-94	10-1-11	4.15% to 5.95%	\$ 7,885	\$ 4,915
Series 1994..... Community Hospital of Ottawa	3-1-94	8-15-24	5.25% to 6.85%	13,850	12,540
Series 1994..... Holy Cross Hospital	3-1-94	3-1-24	4.875% to 6.75%	25,300	22,050
Series 1994..... Rockford Memorial Hospital	4-27-94	8-15-24	Variable (s)	75,000	66,500
Series 1994 C..... University of Chicago Hospitals	5-25-94	8-15-26	Variable (l)	55,400	55,400
Series 1994..... Friendship Village of Schaumburg	6-1-94	12-1-08	4.25% to 6.75%	16,695	8,720
Series 1994..... Ingalls Health System	6-15-94	5-15-24	3.9% to 6.25%	69,710	59,355
Series 1994 A..... Northwestern Memorial Hospital	6-15-94	8-15-24	3.8% to 6.1%	147,665	143,495
Series 1994..... Gottlieb Health Resources, Inc.	11-15-94	11-15-24	Variable (r)	14,900	12,100
Series 1994..... Riverside Health System	12-15-94	11-1-19	Variable (t)	20,000	16,300
Series 1995..... Northwestern Medical Faculty Foundation, Inc.	1-15-95	11-15-25	5.6% to 6.625%	6,685	2,900
Series 1995 A..... Lifelink Corporation Obligated Group	2-1-95	2-15-16	Variable (u)	17,100	9,125
Series 1995..... Evanston Hospital Corporation	5-26-95	6-1-30	Variable (v)	50,000	50,000
Series 1995 A..... SSM Health Care	6-1-95	6-1-18	4.5% to 5.875%	10,015	8,105
Series 1995..... Northwestern Memorial Hospital	8-3-95	8-15-25	Variable (w)	100,000	100,000
Series 1995 A..... Fairview Obligated Group	11-15-95	8-15-23	4.75% to 7.4%	30,925	27,755
Series 1995 B..... Fairview Obligated Group	11-15-95	8-15-26	Variable (x)	4,260	4,260

STATE OF ILLINOIS
REVENUE BOND ISSUES BY AGENCY
AS OF JUNE 30, 2003
(IN THOUSANDS \$)

Exhibit V

BOND ISSUE	DATE		INTEREST RATES		AMOUNT OF ORIGINAL ISSUE	PRINCIPAL OUTSTANDING JUNE 30, 2003
	DATED	MATURITY				
CONDUIT DEBT: (Cont.)						
ILLINOIS HEALTH FACILITIES AUTHORITY (Cont.)						
Revenue Bonds: (Cont.)						
Series 1995 C..... Fairview Obligated Group	11-15-95	8-15-26	Variable	(x)	\$ 4,255	\$ 4,255
Series 1995..... Swedish Covenant Hospital	12-21-95	8-1-25	Variable	(l)	48,700	43,700
Series 1996..... Mercy Hospital and Medical Center	4-1-96	1-1-15	5.6% to 6.375%		24,000	18,210
Series 1996..... Sarah Bush Lincoln Health Center	4-1-96	2-15-26	4% to 6%		13,475	10,915
Series 1996..... The Carle Foundation	6-1-96	1-1-27	4.4% to 6%		26,000	23,565
Series 1996 A..... Rush-Presbyterian-St. Luke's Medical Center Obligated Group	6-1-96	11-15-20	6.25%		34,000	34,000
Series 1996..... Silver Cross Hospital	6-1-96	8-15-26	4% to 6%		29,875	25,755
Series 1996 A..... ServantCor	6-26-96	2-15-23	Variable	(l)	16,000	14,000
Series 1996 A..... Decatur Memorial Hospital	6-27-96	11-15-24	Variable	(l)	30,500	24,100
Series 1996 B..... Rush-Presbyterian-St. Luke's Medical Center Obligated Group	6-27-96	11-15-06	Variable	(j)	11,650	4,660
Series 1996 A..... Beverly Farm Foundation	7-20-96	8-20-31	6.1% to 6.25%		8,830	8,830
Series 1996 B..... Beverly Farm Foundation	7-20-96	8-20-14	6% to 7.6%		2,935	2,245
Series 1996 A..... Franciscan Eldercare and Comm. Services - Franciscan Village	8-1-96	6-27-03	5% to 7%		8,025	-- --
Series 1996..... Sinai Health System	8-1-96	8-15-24	4.4% to 6%		106,685	96,610
Series 1996..... Evanston Hospital Corporation	8-15-96	8-15-30	Variable	(h)	50,000	50,000
Series 1996 A..... Lutheran Home and Services	8-15-96	8-15-26	5.5% to 7.5%		16,000	15,010

STATE OF ILLINOIS
REVENUE BOND ISSUES BY AGENCY
AS OF JUNE 30, 2003
(IN THOUSANDS \$)

Exhibit V

BOND ISSUE	DATE		INTEREST RATES	AMOUNT OF ORIGINAL ISSUE	PRINCIPAL OUTSTANDING JUNE 30, 2003
	DATED	MATURITY			
CONDUIT DEBT: (Cont.)					
ILLINOIS HEALTH FACILITIES AUTHORITY (Cont.)					
Revenue Bonds: (Cont.)					
Series 1996..... Peace Memorial Ministries	8-15-96	8-15-26	5.75% to 7.5%	\$ 17,980	\$ 17,170
Series 1996 B..... Franciscan Eldercare and Comm. Services - Franciscan Village	8-29-96	5-15-17	Variable (y)	4,050	4,050
Series 1996 C..... Franciscan Eldercare and Comm. Services - Franciscan Village	9-16-96	5-15-26	Variable (y)	12,420	12,420
Series 1996..... Park Plaza Retirement Center	9-25-96	9-15-20	Variable (z)	12,500	10,750
Series 1996..... St. Elizabeth's Hospital of Chicago, Inc.	10-15-96	7-1-26	6.0% to 6.375%	12,000	11,255
Series 1996 B..... Decatur Memorial Hospital	11-1-96	11-15-21	4.0% to 5.4%	21,865	20,460
Series 1996 D..... Franciscan Eldercare and Comm. Services - Addolorata Villa	11-1-96	6-27-03	5.0% to 7.0%	6,095	-- --
Series 1996 A..... Riverside Health System	11-1-96	11-15-20	4.0% to 6.0%	24,810	20,460
Series 1996 B..... Sarah Bush Lincoln Health Center	11-1-96	2-15-22	4.5% to 6.0%	28,020	24,275
Series 1996 B..... Riverside Health System	11-19-96	11-15-16	Variable (aa)	7,300	5,820
Series 1996..... Proctor Hospital	11-20-96	1-1-12	Variable (z)	22,000	15,100
Series 1996 E - F..... Franciscan Eldercare and Comm. Services - Addolorata Villa	11-27-96	5-15-27	Variable (y)	12,000	5,660
Series 1997 A..... Advocate Health Care Network	12-1-96	8-15-22	3.9% to 6.0%	160,665	142,590
Series 1997..... Little Company of Mary Hospital & Health Care Centers	1-1-97	8-15-21	3.9% to 5.7%	18,945	16,625
Series 1997 B..... Advocate Health Care Network	1-9-97	8-15-22	Variable (y)	221,700	162,850
Series 1997..... Beacon Hill	4-1-97	2-15-22	4.75% to 7.0%	13,895	12,240

STATE OF ILLINOIS
REVENUE BOND ISSUES BY AGENCY
AS OF JUNE 30, 2003
(IN THOUSANDS \$)

Exhibit V

BOND ISSUE	DATE		INTEREST RATES		AMOUNT OF ORIGINAL ISSUE	PRINCIPAL OUTSTANDING JUNE 30, 2003
	DATED	MATURITY				
CONDUIT DEBT: (Cont.)						
ILLINOIS HEALTH FACILITIES AUTHORITY (Cont.)						
Revenue Bonds: (Cont.)						
Series 1997..... Rehabilitation Institute of Chicago	4-1-97	4-1-32	Variable	(aa) \$	52,700 \$	52,700
Series 1997 A..... Loyola University Health System	6-1-97	7-1-24	3.9% to 6.0%		142,500	128,060
Series 1997 B, C..... Loyola University Health System	7-9-97	7-1-24	Variable	(z)	66,810	62,245
Series 1997 A..... Edward Obligated Group	9-15-97	2-15-27	4.0% to 5.25%		34,180	31,110
Series 1997..... Pekin Memorial Hospital	9-16-97	8-15-17	Variable	(z)	10,000	10,000
Series 1997..... Delnor-Community Residential Living, Inc.	10-1-97	11-15-27	5.2% to 6.15%		10,410	10,230
Series 1997 A..... Victory Health Services	10-1-97	8-15-27	4.5% to 5.75%		46,835	43,260
Series 1997 A..... Ancilla Systems Inc. Obligated Group	10-15-97	7-1-16	4.25% to 5.25%		15,065	11,465
Series 1997..... Sherman Health Systems	10-15-97	8-1-27	3.9% to 5.5%		153,690	141,940
Series 1997..... Memorial Health System (Springfield)	11-1-97	10-1-27	4.9% to 5.5%		48,460	43,030
Series 1997 B..... Victory Health Services	11-4-97	2-15-16	Variable	(bb)	48,000	41,000
Series 1997 B..... Little Company of Mary Hospital & Health Care Centers	11-20-97	8-15-21	Variable	(z)	73,070	67,870
Series 1997 A..... Friendship Village of Schaumburg	12-1-97	12-1-18	5.25%		20,770	20,770
Series 1997..... Holy Family Medical Center	12-1-97	8-15-27	4.25% to 5.125%		41,000	37,745
Series 1997..... Rockford Health Systems Obligated Group	12-15-97	8-15-21	3.9% to 5.5%		62,685	55,425
Series 1997 B..... Friendship Village of Schaumburg	12-17-97	12-1-21	Variable	(cc)	10,000	10,000
Series 1998..... Covenant Retirement Communities, Inc.	1-1-98	12-1-15	4.0% to 5.125%		5,970	3,845

STATE OF ILLINOIS
REVENUE BOND ISSUES BY AGENCY
AS OF JUNE 30, 2003
(IN THOUSANDS \$)

Exhibit V

BOND ISSUE	DATE		INTEREST RATES	AMOUNT OF ORIGINAL ISSUE	PRINCIPAL OUTSTANDING JUNE 30, 2003
	DATED	MATURITY			
CONDUIT DEBT: (Cont.)					
ILLINOIS HEALTH FACILITIES AUTHORITY (Cont.)					
Revenue Bonds: (Cont.)					
Series 1998..... Thorek Hospital and Medical Center	1-15-98	8-15-28	4.55% to 5.375%	\$ 18,810	\$ 17,605
Series 1998 A..... Swedish Covenant Hospital	1-16-98	8-15-27	Variable (dd)	43,300	39,800
Series 1998 A..... Bohemian Home - Tabor Hills	2-1-98	11-15-24	4.25% to 5.9%	10,015	9,220
Series 1998 B..... Bohemian Home - Tabor Hills	2-1-98	11-15-28	Variable (ee)	3,300	3,300
Series 1998 A..... Elmhurst Memorial Health	2-11-98	12-19-02	Variable (z)	45,600	-- --
Series 1998 B..... Elmhurst Memorial Health	2-11-98	1-1-28	Variable (z)	39,400	39,400
Series 1998..... Centegra Health System	3-15-98	9-1-24	4.1% to 5.5%	88,700	81,440
Series 1998..... Midwest Physician Group Ltd.	4-1-98	11-15-19	5.375% to 5.75%	21,420	17,280
Series 1998..... Northwestern Medical Faculty Foundation, Inc.	4-1-98	11-15-28	4% to 5.25%	86,600	85,800
Series 1998..... Lifelink Corporation Obligated Group	4-15-98	2-15-24	4.75% to 5.95%	18,410	17,295
Series 1998 A..... Southern Illinois Healthcare Enterprises, Inc.	4-15-98	3-1-20	4.5% to 5.375%	37,175	29,955
Series 1998 A..... The Carle Foundation	5-1-98	7-1-28	4% to 5.25%	49,990	46,535
Series 1998..... The Cradle Society	5-13-98	4-1-33	Variable (dd)	5,300	5,200
Series 1998..... The Methodist Medical Center of Illinois	5-15-98	11-15-21	4.35% to 5.5%	86,960	78,025
Series 1998 B..... SSM Health Care	5-20-98	6-1-19	Variable (z)	49,995	45,050
Series 1998 B..... Southern Illinois Healthcare Enterprises, Inc.	5-27-98	3-1-21	Variable (ff)	35,200	30,900
Series 1998..... Evanston Northwestern Healthcare Corporation	6-11-98	6-1-32	Variable (ff)	50,000	50,000
Series 1998 B..... The Carle Foundation	7-1-98	7-1-28	Variable (gg)	29,300	27,300

STATE OF ILLINOIS
REVENUE BOND ISSUES BY AGENCY
AS OF JUNE 30, 2003
(IN THOUSANDS \$)

Exhibit V

BOND ISSUE	DATE		INTEREST RATES		AMOUNT OF ORIGINAL ISSUE	PRINCIPAL OUTSTANDING JUNE 30, 2003
	DATED	MATURITY				
CONDUIT DEBT: (Cont.)						
ILLINOIS HEALTH FACILITIES AUTHORITY (Cont.)						
Revenue Bonds: (Cont.)						
Series 1998..... The University of Chicago Hospitals and Health System	8-13-98	8-1-26	Variable	(gg) \$	119,500 \$	116,000
Series 1998 A..... Hospital Sisters Services, Inc.	9-1-98	6-1-18	3.7% to 5.375%		161,715	150,455
Series 1998 A..... Rush-Presbyterian-St. Luke's Medical Center	11-1-98	11-15-24	5% to 5.25%		90,825	90,825
Series 1998 A..... Advocate Health Care Network	11-24-98	8-15-22	4% to 5.25%		48,620	15,935
Series 1998 B..... Rush-Presbyterian-St. Luke's Medical Center	12-2-98	11-15-23	Variable	(gg)	54,700	50,200
Series 1998 B..... Advocate Health Care Network	1-6-99	8-15-18	4% to 5.25%		36,330	27,130
Series 1999..... Alexian Brothers Health System	1-15-99	1-1-28	4% to 5.25%		305,975	286,070
Series 1999..... Peterson Meadows, Inc.	1-15-99	5-15-22	4.5% to 5.9%		9,685	8,725
Series 1999..... Silver Cross Hospital and Medical Centers	4-1-99	8-15-25	5.25% to 5.5%		29,105	27,390
Series 1999 A..... Beacon Hill	5-1-99	2-15-22	4.5% to 6%		7,880	7,150
Series 1999 A..... West Suburban Hospital Medical Center	6-1-99	7-1-20	5.5% to 5.75%		31,710	29,080
Series 1999 B..... West Suburban Hospital Medical Center	6-29-99	7-1-24	Variable	(aa)	50,300	47,200
Series 1999..... Swedish Covenant Hospital	7-22-99	8-15-29	Variable	(z)	20,000	19,200
Series 1999 A..... Children's Memorial Hospital	8-1-99	8-15-25	5% to 5.75%		60,000	56,550
Series 1999..... Resurrection Health Care	8-27-99	5-15-29	Variable	(hh)	380,000	380,000
Series 1999 B..... The Children's Memorial Hospital	9-1-99	8-15-20	Variable	(cc)	87,075	78,700
Series 1999 A..... Fairview Residence of Rockford	9-1-99	5-15-29	5.3% to 6.5%		8,080	8,070

STATE OF ILLINOIS
REVENUE BOND ISSUES BY AGENCY
AS OF JUNE 30, 2003
(IN THOUSANDS \$)

Exhibit V

BOND ISSUE	DATE		INTEREST RATES	AMOUNT OF ORIGINAL ISSUE	PRINCIPAL OUTSTANDING JUNE 30, 2003
	DATED	MATURITY			
CONDUIT DEBT: (Cont.)					
ILLINOIS HEALTH FACILITIES AUTHORITY (Cont.)					
Revenue Bonds: (Cont.)					
Series 1999 B..... Fairview Residence of Rockford	9-1-99	8-15-05	7.5%	\$ 420	\$ 325
Series 1999..... OSF Healthcare System	9-15-99	11-15-29	4.3% to 6.25%	93,690	91,705
Series 1999..... The Carle Foundation	10-27-99	1-1-28	Variable (z)	70,000	61,100
Series 1999 A, B..... Bethesda Home Retirement Center	11-1-99	9-1-14	5.125% to 6.25%	4,015	3,605
Series 1999 A..... Central Baptist Home for the Aged	11-10-99	11-15-09	5.5% to 7.125%	10,000	10,000
Series 1999 B..... Central Baptist Home for the Aged	11-10-99	11-15-29	Variable (l)	13,300	13,300
Series 1999..... Gottlieb Health Resources	11-19-99	11-15-29	Variable (z)	30,000	27,800
Series 1999 A..... Blessing Hospital	12-1-99	11-15-29	4.3% to 6.1%	19,080	18,610
Series 1999 A, B..... Midwest Care Centers, IV, Inc.	12-1-99	2-18-03	5.5% to 7.15%	4,590	-- --
Series 1999 B..... Blessing Hospital	12-23-99	11-15-29	Variable (cc)	19,000	18,500
Series 2000..... Swedish American Hospital	4-19-00	11-15-30	6.78%	32,200	32,155
Series 2000..... Iowa Health System/Illinois Health Facilities	4-15-00	2-15-30	6.25% to 6.75%	68,595	68,595
Series 2000 A, B, C..... Central DuPage Health	5-12-00	11-1-24	Variable (z)	200,000	200,000
Series 2000..... Riverside Health System	6-1-00	11-15-29	5.9% to 6.85%	34,000	33,555
Series 2000..... Condell Medical Center	6-1-00	5-15-30	6.% to 7.%	80,000	80,000
Series 2000..... Midwest Care Center IX, Inc.	7-26-00	8-20-35	5.4% to 6.25%	6,035	5,930
Series 2000..... Galesburg Cottage Hospital	11-1-00	5-1-25	5.2% to 6.2%	11,235	11,185
Series 2000..... Advocate Health Care	12-1-00	11-15-22	5.% to 6.375%	135,300	131,785

STATE OF ILLINOIS
 REVENUE BOND ISSUES BY AGENCY
 AS OF JUNE 30, 2003
 (IN THOUSANDS \$)

Exhibit V

BOND ISSUE	DATE		INTEREST RATES	AMOUNT OF ORIGINAL ISSUE	PRINCIPAL OUTSTANDING JUNE 30, 2003
	DATED	MATURITY			
CONDUIT DEBT: (Cont.)					
ILLINOIS HEALTH FACILITIES AUTHORITY (Cont.)					
Revenue Bonds: (Cont.)					
Series 2001..... Midwest Care Center I, Inc.	1-1-01	2-20-36	5.0% to 5.95%	\$ 3,635	\$ 3,570
Series 2001..... Franciscan Eldercare	1-31-01	5-15-32	Variable (cc)	26,460	26,460
Series 2001 A..... Edward Hospital	4-1-01	2-15-17	4.0% to 5.5%	45,225	45,225
Series 2001 B..... Edward Hospital	4-1-01	2-15-34	5.125% to 5.25%	96,575	96,575
Series 2001 C..... Edward Hospital	4-4-01	2-1-34	Variable (cc)	48,100	48,100
Series 2001..... Southern Illinois Healthcare Enterprises	4-26-01	3-1-31	Variable (ii)	25,000	25,000
Series 2001 A..... Lutheran Hillside Village	7-1-01	8-15-31	6.1% to 7.375%	34,580	34,580
Series 2001 B..... Lutheran Hillside Village	7-1-01	8-15-31	Variable (cc)	25,000	21,625
Series 2001..... Decatur Memorial Hospital	7-1-01	10-1-24	4.0% to 5.75%	32,815	31,515
Series 2001..... OSF Healthcare System	8-23-01	11-15-31	Variable (jj)	55,875	55,125
Series 2001..... Lutheran Home and Service	9-12-01	8-15-31	Variable (cc)	13,200	13,200
Series 2001..... University of Chicago Hospitals and Health System	9-26-01	8-15-36	4.0% to 5.375%	88,890	88,890
Series 2001 A..... Loyola University Health System	10-16-01	7-1-31	5.75% to 6.125%	91,500	91,500
Series 2001..... Covenant Retirement Communities	11-1-01	12-1-31	5.875%	22,000	22,000
Series 2001 A & B..... Swedish Covenant Hospital	11-20-01	11-15-31	Variable (bb)	25,000	25,000
Series 2001..... Little Company of Mary Hospital	12-12-01	8-15-29	Variable (v)	38,000	38,000
Series 2001..... Helping Hand Rehabilitation Center	12-12-01	12-15-26	Variable (cc)	7,185	6,945
Series 2001..... Passavant Memorial Area Hospital Assoc.	12-14-01	10-1-24	3.0% to 6.25%	17,255	17,170

STATE OF ILLINOIS
REVENUE BOND ISSUES BY AGENCY
AS OF JUNE 30, 2003
(IN THOUSANDS \$)

Exhibit V

BOND ISSUE	DATE		INTEREST RATES		AMOUNT OF ORIGINAL ISSUE	PRINCIPAL OUTSTANDING JUNE 30, 2003
	DATED	MATURITY				
CONDUIT DEBT: (Cont.)						
ILLINOIS HEALTH FACILITIES AUTHORITY (Cont.)						
Revenue Bonds: (Cont.)						
Series 2001..... Herman M. Finch University of Health Science/Chicago Medical School	12-31-01	1-31-03	Variable	(cc) \$	30,000 \$	-- --
Series 2002 A, B & C..... Northwestern Memorial Hospital	1-9-02	8-15-32	Variable	(hh)	140,700	140,700
Series 2002 A-1..... Northwest Community Hospital	2-13-02	7-1-32	Variable	(kk)	50,000	50,000
Series 2002 A-2..... Northwest Community Hospital	2-13-02	7-1-32	Variable	(kk)	50,000	50,000
Series 2002 B..... Northwest Community Hospital	2-13-02	7-1-32	Variable	(l)	62,000	62,000
Series 2002..... Centegra Health System	3-14-02	9-1-32	Variable	(jj)	55,000	55,000
Series 2002 A - D..... Delnor-Community Hospital	5-9-02	5-15-32	Variable	(ll)	35,000	35,000
Series 2002..... OSF Healthcare System	5-22-02	11-15-27	Variable	(jj)	75,000	75,000
Series 2002..... Lake Forest Hospital	6-1-02	7-1-29	5.0% to 6.25%		50,000	50,000
Series 2002..... BroMenn Healthcare	6-6-02	8-15-32	Variable	(ii)	24,760	24,760
Series 2002..... Condell Medical Center	9-1-02	5-15-32	4.0% to 5.75%		58,000	57,485
Series 2002 A..... Covenant Retirement Communities, Inc.	11-1-02	12-1-32	3.375% to 5.625%		29,165	29,165
Series 2002 B..... Covenant Retirement Communities, Inc.	11-1-02	12-1-28	6.125%		6,890	6,890
Series 2002 A..... Chestnut Square at the Glenn	11-1-02	8-15-29	5.2% to 7.0%		10,720	10,720
Series 2002 B-1..... Chestnut Square at the Glenn	11-1-02	8-15-32	Variable	(mm)	3,500	3,500
Series 2002 B-2..... Chestnut Square at the Glenn	11-1-02	8-15-30	Variable	(mm)	1,500	1,500
Series 2002 C..... Chestnut Square at the Glenn	11-1-02	8-15-05	Variable	(mm)	25,000	24,720

STATE OF ILLINOIS
REVENUE BOND ISSUES BY AGENCY
AS OF JUNE 30, 2003
(IN THOUSANDS \$)

Exhibit V

BOND ISSUE	DATE		INTEREST RATES		AMOUNT OF ORIGINAL ISSUE	PRINCIPAL OUTSTANDING JUNE 30, 2003
	DATED	MATURITY				
CONDUIT DEBT: (Cont.)						
ILLINOIS HEALTH FACILITIES AUTHORITY (Cont.)						
Revenue Bonds: (Cont.)						
Series 2002 A..... Silver Cross Hospital and Medical Centers	11-6-02	8-15-26	Variable	(w) \$	19,100	\$ 19,100
Series 2002 B..... Silver Cross Hospital and Medical Centers	11-6-02	8-15-17	Variable	(w)	12,200	12,200
Series 2002..... Riverside Health Systems	11-15-02	11-15-32	5.75% to 6.0%		40,000	40,000
Series 2002 B..... Riverside Health Systems	12-15-02	11-15-17	Variable	(nn)	15,000	15,000
Series 2002..... Elmhurst Memorial Healthcare	12-19-02	1-1-28	5.0% to 5.625%		141,540	141,540
Series 2003..... Lake Forest Hospital	2-1-03	7-1-33	4.0% to 6.0%		27,000	27,000
Series 2003..... Herman M. Finch University	2-3-03	1-1-32	Variable	(ff)	57,500	57,500
Series 2003 C..... Franciscan Communities	6-1-03	5-15-13	3.75% to 5.5%		6,660	6,660
Series 2003 D..... Franciscan Communities	6-1-03	5-15-19	Variable	(hh)	4,185	4,185
					<u>\$ 9,178,064</u>	<u>\$ 8,132,316</u>

- (a) Interest rate is (i) the unit pricing rate, (ii) the variable interest rate, or (iii) the fixed interest rate depending upon which mode is in effect according to the bond agreement.
- (b) Interest rate is 6.25% per annum thru August 14, 1986; thereafter, it is the lesser of (i) 18% per annum or (ii) an annual interest rate as determined by the remarketing agent which would produce a price equal to par.
- (c) Interest rate is 6.125% per annum thru April 1, 1986; thereafter, it is a rate as determined by the remarketing agent which would enable the bonds to sell at a price equal to their principal amount, but in no event greater than 25%. Series 1985 A converted to fix rate of 5.50% on 5-1-2001.
- (d) Interest rate is 7.72% per annum thru July 1, 1986; thereafter, it is the rate as determined by the remarketing agent which would enable the bonds to sell at a price equal to their principal amount, but in no event greater than 25%.
- (e) Interest rate is 7% per annum thru July 1, 1986; thereafter, it is the rate determined by the remarketing agent which would enable the bonds to sell at a price equal to their principal amount, but in no event greater than 25%.
- (f) Interest rate is 7% per annum thru May 6, 1986; thereafter, it is the rate determined by the remarketing agent which would enable the bonds to sell at a price equal to their principal amount, but in no event greater than 25%.
- (g) Interest rate is the lesser of (i) 18% per annum or (ii) the rate determined by the remarketing agent which would produce as nearly as possible a par bid for such bonds.
- (h) Interest rate is the lesser of (i) 18% per annum or (ii) the rate determined by the remarketing agent which would produce a par bid for the bonds in the secondary market.
- (i) Interest rate is the rate determined by the remarketing agent to enable the bonds to be marketed at par.
- (j) Interest rate is the rate determined by the remarketing agent which would enable the bonds to be remarketed at the principal amount thereof.
- (k) Interest rate is the unit pricing rate determined by the remarketing agent which would enable the bonds to receive the repurchase price of par plus interest payable on the interest termination date.
- (l) Interest rate is the rate determined by the remarketing agent which would enable the bonds to be remarketed at the principal amount thereof plus accrued interest.

STATE OF ILLINOIS
REVENUE BOND ISSUES BY AGENCY
AS OF JUNE 30, 2003
(IN THOUSANDS \$)

Exhibit V

BOND ISSUE	DATE		INTEREST RATES	AMOUNT OF ORIGINAL ISSUE	PRINCIPAL OUTSTANDING JUNE 30, 2003
	DATED	MATURITY			

CONDUIT DEBT: (Cont.)

ILLINOIS HEALTH FACILITIES AUTHORITY (Cont.)

Revenue Bonds: (Cont.)

- (m) Interest rate is variable in either a weekly mode, commercial paper mode or adjustable long mode, per individual bond, to be determined by the remarketing agent with a conversion option to a fixed rate.
- (n) Interest rate is the lesser of (i) 18% per annum or (ii) the rate determined by the remarketing agent which would produce a par bid in the secondary market.
- (o) Interest rate on the Illinois EXTRAS is equal to 6.5% per annum until December 1, 1997. Thereafter, it will be determined by the remarketing agent to enable the EXTRAS to be sold at par, however, not to exceed 15% per annum.
- (p) Interest rate on the ARNs will be the rate which would enable the ARNs to be sold at a price equal to the principal amount plus a Service Charge Rate. The interest rates with respect to the ARNs and equal principal amounts of YCNs will total 11.5% per annum.
- (q) Interest rate on the EXTRAS is equal to 5.5% per annum until August 15, 1998. Thereafter, it will be determined by the remarketing agent to enable the EXTRAS to be sold at par, however, not to exceed 12% per annum.
- (r) Interest rate is variable in either a daily mode, weekly mode, commercial paper mode or adjustable long mode, per individual bond, to be determined by the remarketing agent with a conversion option to a fixed rate. The rate is determined by the remarketing agent which would enable the bonds to be remarketed at the principal amount thereof.
- (s) Interest rate is 3.1% per annum initially; thereafter, it shall be equal to the auction rate that the auction agent advises has resulted in which persons determine to hold or offer to sell or offer to purchase or sell SAVRS, however, not to exceed 15% per annum.
- (t) Interest rate is the rate determined by the remarketing agent in either a (i) daily rate, (ii) weekly rate, (iii) adjustable long period rate, (iv) fixed rate, or (v) commercial paper rate, however, not to exceed 20% per annum.
- (u) Interest rate is the rate determined by the remarketing agent to enable the bonds to be remarketed at par, however, not to exceed 15% per annum.
- (v) Interest rate is the lesser of (i) 18% per annum or (ii) the unit pricing rate which is the rate determined by the remarketing agent which would produce a par bid for the bonds in the secondary market. The bonds may also be converted to demand, variable or fixed rate mode as determined in the indenture.
- (w) Interest rate is the lesser of (i) 12% per annum or (ii) the rate determined by the remarketing agent needed to remarket the bonds at the principal amount plus accrued interest.
- (x) Interest rate on the EXTRAS is equal to 5.75% and 6% per annum until August 15, 1999 and August 15, 2002, respectively. Thereafter, it will be determined by the remarketing agent to enable the EXTRAS to be sold at par, however, not to exceed 12% per annum.
- (y) Interest rate is the lesser of (i) 15% per annum or (ii) the rate determined by the remarketing agent needed to remarket the bonds at the principal amount plus accrued interest.
- (z) Interest rate is variable in either a daily mode, weekly mode, commercial paper mode, adjustable long mode or auction rate (ARC), per individual bond, to be determined by the remarketing agent with a conversion option to a fixed rate.
- (aa) Interest rate is the lesser of (i) 20% per annum or (ii) the rate determined by the remarketing agent needed to remarket the bonds at the principal amount plus accrued interest.
- (bb) Interest rate is initially a flexible rate for various interest periods (not to exceed 270 days) and various amounts as determined by the remarketing agent. The flexible rate mode will continue subject to conversion to variable rates for variable periods or fixed rates to maturity.
- (cc) Interest rate is a variable weekly rate as determined by the remarketing agent to enable the bonds to be remarketed at par with a conversion option to a fixed rate.
- (dd) Interest rate is variable in either a daily mode, weekly mode, three month mode, six month mode, commercial paper mode, annual mode, or multiannual mode as determined by the remarketing agent with a conversion option to a fixed rate. All bonds must operate in the same mode at the same interest rate and the same interest period with the exception of the commercial paper mode which may bear interest at different rates at the same time.
- (ee) Interest rate is an Adjustable Long-Term Rate of 5.25% until the initial rate change date of November 15, 2003. Thereafter, the remarketing agent will determine the Reset Rate not to exceed 10% per annum. The Obligated Group Agent will determine the next succeeding rate change date or conversion date until maturity.
- (ff) Interest rate is variable in either a daily mode, weekly mode, money market municipal mode, monthly mode, semi-annual mode, term mode as determined by the remarketing agent with a conversion option to a fixed rate.
- (gg) Interest rate is the lesser of (i) 22% per annum or (ii) the rate determined by the remarketing agent needed to remarket the bonds at the principal amount plus accrued interest.
- (hh) Interest rate is variable in either a daily mode, a weekly mode, or adjustable long rate, per individual bond, as determined by the remarketing agent.
- (ii) Interest rate is the rate determined by the remarketing agent in either a (i) daily rate, (ii) weekly rate, (iii) adjustable long period rate, (iv) fixed rate, or (v) commercial paper rate.

STATE OF ILLINOIS
REVENUE BOND ISSUES BY AGENCY
AS OF JUNE 30, 2003
(IN THOUSANDS \$)

Exhibit V

BOND ISSUE	DATE		INTEREST RATES	AMOUNT OF ORIGINAL ISSUE	PRINCIPAL OUTSTANDING JUNE 30, 2003
	DATED	MATURITY			
CONDUIT DEBT: (Cont.)					
ILLINOIS HEALTH FACILITIES AUTHORITY (Cont.)					
Revenue Bonds: (Cont.)					
(jj) Interest rate is based on the STARS rates established for Auction Periods until Variable Rate, Flexible or Fixed Rate Conversion.					
(kk) Interest rate is the rate determined by the applicable Periodic Auction Reset Security (PARS) rate.					
(ll) Interest rate is based on Auction Rate Certificates (ARC'S) based on a 35 day payment period and maybe converted to a variable rate, flexible or fixed rate.					
(mm) Interest rate is an Adjustable Rate based on a year of 360 days and twelve 30-day months, as determined by the remarketing agent. The reset rate should not exceed 12%.					
(nn) Interest rate is the lesser (i) 20% per annum, (ii) either a daily mode, weekly mode, or adjustable long mode, per individual bond, as determined by the remarketing agent.					
Advance Refunded Revenue Bonds:					
Series 1976..... Victory Memorial Hospital Assn.	10-1-76	10-1-06	4.5% to 7.5%	\$ 13,700	\$ 3,890
Series 1977..... The Carle Foundation	1-1-77	1-1-07	4.2% to 6.6%	30,650	4,680
Series 1977..... Evangelical Hospital Association	2-1-77	10-1-07	4.4% to 6.6%	66,500	13,330
Series 1977..... Memorial Medical Center	4-1-77	4-1-05	4.% to 6.7%	35,375	3,425
Series 1977..... Central DuPage Hospital Assn.	5-1-77	10-1-05	3.7% to 6.7%	23,215	4,820
Series 1977..... Lutheran Hospital	7-1-77	7-1-07	3.5% to 6.6%	12,160	3,835
Series 1977..... Northwestern Memorial Hospital	11-1-77	5-1-06	3.75% to 6.375%	71,065	4,480
Series 1977..... Michael Reese Hospital and Medical Center	12-1-77	12-1-08	4.25% to 6.75%	41,000	13,315
Series 1978..... Loyola University of Chicago	1-1-78	7-1-08	4% to 6.25%	25,000	9,265
Series 1978..... Sydney R. Forkosh Memorial Hospital	1-1-78	7-1-02	4.% to 7.%	11,635	-- --
Series 1978..... Ravenswood Hospital Medical Center	6-1-78	8-1-06	5.% to 7.25%	33,630	9,400
Series 1979..... Mercy Hospital and Medical Center	6-1-79	6-1-09	5.7% to 7.1%	19,520	7,685
Series 1979..... Mercy Center for Health Care Services	9-1-79	9-1-09	5.7% to 7.5%	19,420	8,590

STATE OF ILLINOIS
REVENUE BOND ISSUES BY AGENCY
AS OF JUNE 30, 2003
(IN THOUSANDS \$)

Exhibit V

BOND ISSUE	DATE		INTEREST RATES	AMOUNT OF ORIGINAL ISSUE	PRINCIPAL OUTSTANDING JUNE 30, 2003
	DATED	MATURITY			
CONDUIT DEBT: (Cont.)					
ILLINOIS HEALTH FACILITIES AUTHORITY (Cont.)					
Advance Refunded Revenue Bonds: (Cont.)					
Series 1980..... The Methodist Medical Center	6-1-80	10-1-10	6.5% to 9.0%	\$ 22,560	\$ 6,125 **
Series 1983..... Mercy Hospital and Medical Center	2-1-83	1-1-15	6.75% to 10.0%	29,225	21,035
Series 1988 A-C..... Community Provider Pooled Loan Program	8-15-88	8-15-03	5.8% to 10.3%	16,028	1,954
Series 1989 A..... Michael Reese Hospital and Medical Center	4-15-89	2-15-19	7.25% to 7.6%	29,410	23,050
Series 1990 A..... Community Provider Pooled Loan Program	10-15-90	8-15-10	6.0% to 7.75%	7,372	1,169
Series 1990 B..... Community Provider Pooled Loan Program	10-15-90	8-15-10	10.75%	11	11
Series 1991 A..... Highland Park Hospital	1-31-91	10-1-15	4.0% to 6.0%	34,600	27,735 ^
Series 1991 B..... Highland Park Hospital	1-31-91	10-1-12	4.3% to 5.9%	27,100	20,000 ^
Series 1991..... United Medical Center	4-1-91	7-1-12	8.125% to 8.375%	20,050	13,505
Series 1991 A..... Community Provider Pooled Loan Program	7-1-91	8-15-10	5.0% to 7.35%	59	59
Series 1991 B..... Community Provider Pooled Loan Program	7-1-91	8-15-10	10.3%	8	8
Series 1991..... Elmhurst Memorial Hospital	11-1-91	1-22-03	6.5% to 6.625%	24,350	-- --
Series 1992..... South Suburban Hospital	3-1-92	2-15-18	4.0% to 7.0%	50,000	23,110
Series 1992 A..... Evangelical Hospitals Corporation	4-1-92	4-15-22	3.9% to 6.75%	40,745	26,565
Series 1992 B..... Evangelical Hospitals Corporation	4-1-92	4-15-09	3.9% to 6.5%	17,775	8,365
Series 1992 C..... Evangelical Hospitals Corporation	4-1-92	4-15-22	3.9% to 6.75%	30,180	19,660
Series 1992 B..... Franciscan Sisters Health Care Corp.	5-1-92	9-1-21	3.35% to 6.625%	60,455	41,870
Series 1992..... Mercy Center for Health Care Services	6-15-92	10-1-02	3.5% to 6.65%	24,125	-- --

STATE OF ILLINOIS
REVENUE BOND ISSUES BY AGENCY
AS OF JUNE 30, 2003
(IN THOUSANDS \$)

Exhibit V

BOND ISSUE	DATE		INTEREST RATES	AMOUNT OF ORIGINAL ISSUE	PRINCIPAL OUTSTANDING JUNE 30, 2003
	DATED	MATURITY			
CONDUIT DEBT: (Cont.)					
ILLINOIS HEALTH FACILITIES AUTHORITY (Cont.)					
Advance Refunded Revenue Bonds: (Cont.)					
Series 1992 C..... Franciscan Sisters Health Care Corp.	8-1-92	9-1-18	3.0% to 6.0%	\$ 70,885	\$ 54,585
Series 1992..... Highland Park Hospital	9-1-92	10-1-02	4.4% to 6.2%	30,000	-- --
Series 1992 A..... Fairview Obligated Group	11-1-92	10-1-02	8.25% to 9.5%	40,850	-- --
Series 1992..... Trinity Medical Center	12-1-92	7-1-02	4.0% to 7.0%	31,005	-- --
Series 1993 B..... Glen Oaks Medical Center, Inc.	1-1-93	11-15-19	3.75% to 7.0%	23,900	22,100
Series 1993 A..... Hinsdale Hospital	1-1-93	11-15-19	3.75% to 7.0%	31,410	29,325
Series 1993 A..... Lutheran General Health System	1-1-93	4-1-18	3.5% to 6.25%	45,425	37,235
Series 1993 B..... Lutheran General Health System	2-9-93	4-1-14	Variable (a)	4,500	4,500
Series 1993 A..... Community Provider Pooled Loan Program	3-1-93	8-15-03	7.875% to 8.0%	1,247	1,111
Series 1993..... LaGrange Memorial Health System	3-1-93	5-15-03	3.0% to 5.5%	64,710	-- --
Series 1993 A..... Elmhurst Memorial Hospital	3-1-93	1-21-03	5.0% to 5.5%	18,395	-- --
Series 1993 B..... Elmhurst Memorial Hospital	4-26-93	1-1-03	Variable (b)	37,300	-- --
Series 1993 B..... Fairview Obligated Group	5-15-93	10-1-02	7.5% to 9.0%	11,000	-- --
Series 1993 A..... Swedish Covenant Hospital	5-15-93	8-1-03	3.6% to 6.375%	34,925	29,815
Series 1993..... Northern Illinois Medical Center	8-1-93	9-1-03	3.0% to 6.0%	16,160	12,890
Series 1993..... Morris Hospital	8-15-93	12-1-23	4.25% to 6.125%	10,250	8,845 ^
Series 1993..... Illinois Masonic Medical Center	10-15-93	10-1-19	3.0% to 5.5%	85,250	73,195
Series 1994..... Southern Illinois Hospital Services	3-1-94	3-1-04	3.3% to 6.0%	35,115	28,390

STATE OF ILLINOIS
REVENUE BOND ISSUES BY AGENCY
AS OF JUNE 30, 2003
(IN THOUSANDS \$)

Exhibit V

BOND ISSUE	DATE		INTEREST RATES	AMOUNT OF ORIGINAL ISSUE	PRINCIPAL OUTSTANDING JUNE 30, 2003
	DATED	MATURITY			
CONDUIT DEBT: (Cont.)					
ILLINOIS HEALTH FACILITIES AUTHORITY (Cont.)					
Advance Refunded Revenue Bonds: (Cont.)					
Series 1994 A..... University of Chicago Hospitals	5-1-94	8-15-04	5.0% to 6.125%	\$ 51,925	\$ 49,975
Series 1994 B..... University of Chicago Hospitals	5-20-94	8-15-19	Variable (c)	55,800	55,800
Series 1994..... Edgewater Hospital and Medical Center	7-1-94	7-1-04	9.25%	41,000	38,100
Series 1994 A..... ServantCor	7-15-94	8-15-21	4.3% to 6.375%	77,435	63,885
Series 1994..... St. Elizabeth's Hospital of Chicago, Inc.	9-15-94	7-1-16	4.75% to 7.75%	15,245	12,160
Series 1994..... West Suburban Hospital Medical Center	11-1-94	8-1-24	5.15% to 6.625%	17,300	15,625
Series 1995..... Midwest Physician Group, Ltd.	1-1-95	11-15-04	7.5% to 8.125%	17,000	14,955
Series 1995 B..... Lifelink Corporation Obligated Group	1-15-95	2-15-25	8.0%	11,235	3,500
Series 1995..... Northwestern Medical Faculty Foundation, Inc.	1-15-95	11-15-04	5.6% to 6.625%	65,990	65,990
Series 1995..... Mercy Center for Health Care Services	10-15-95	10-1-15	4.5% to 6.375%	13,275	10,295
Series 1996..... Trinity Medical Center	5-15-96	7-1-28	4.6% to 6.0%	50,000	47,065
Series 1996 A..... Franciscan Eldercare and Comm. Services - Franciscan Village	8-1-96	5-15-13	5.0% to 7.0%	5,490	5,490
Series 1996 D..... Franciscan Eldercare and Comm. Services - Franciscan Village	11-1-96	5-15-19	5.0% to 7.0%	5,040	5,040
Series 1997 A..... Advocate Health Care Network	12-1-96	8-15-09	5.7%	4,955	4,955
Series 1997 A..... Highland Park Hospital	4-1-97	10-1-26	5.0% to 5.75%	40,000	36,735 ^
Series 1997 B..... HPMOB Limited Partnership	4-1-97	10-1-13	4.25% to 6.0%	3,300	2,440 ^
Series 1997 A..... Loyola University Health System	6-1-97	7-1-18	3.9% to 6.0%	41,315	38,025

STATE OF ILLINOIS
REVENUE BOND ISSUES BY AGENCY
AS OF JUNE 30, 2003
(IN THOUSANDS \$)

Exhibit V

BOND ISSUE	DATE		INTEREST RATES	AMOUNT OF ORIGINAL ISSUE	PRINCIPAL OUTSTANDING JUNE 30, 2003
	DATED	MATURITY			
CONDUIT DEBT: (Cont.)					
ILLINOIS HEALTH FACILITIES AUTHORITY (Cont.)					
Advance Refunded Revenue Bonds: (Cont.)					
Series 1997 B..... Ancilla Systems Inc. Obligated Group	10-15-97	7-1-22	5.25%	\$ 16,170	\$ 16,170
Series 1998 A..... Elmhurst Memorial Hospital	2-11-98	1-2-03	Variable (b)	44,000	-- --
Series 1998 A..... Advocate Health Care Network	8-15-00	8-15-22	4.5% to 5.2%	24,275	20,660
Series 1998 B..... Advocate Health Care Network	8-15-00	8-15-18	4% to 5.25%	4,425	4,300
				\$ 2,034,425	\$ 1,134,092

^ Advanced refunded to I.H.F.A. escrow account. New funding was not associated with the I.H.F.A.

** \$10,000 of principal due for Methodist Medical Center Series 1980 has not been presented by the bondholders for payment.

(a) Interest rate is equal to 10.26% per annum minus the Index Rate until the Conversion Date. Thereafter, it will be equal to 6.25% per annum.

(b) Interest is determined daily, weekly or by other modes per the remarketing agent.

(c) Interest rate on the ARNs will be the rate which would enable the ARNs to be sold at a price equal to the principal amount plus a Service Charge Rate. The interest rates with respect to the ARNs and equal principal amounts of YCNs will total 12.6% per annum.

Direct Placement and Revenue Financing Notes:

Series 1979..... Pleasant View Luther Home	1-30-79	3-1-09	6.5%	\$ 3,300	\$ 613
Series 1983..... Skokie Valley Hospital	12-28-83	12-1-15	5.1%	8,320	8,320
Series 1985 B..... Ingalls Memorial Hospital	12-1-85	1-1-16	Variable (a)	15,000	15,000
Series 1985 C..... Ingalls Memorial Hospital	12-1-85	1-1-16	Variable (a)	15,000	15,000
Series 1985 C..... Memorial Medical Center	12-1-85	1-1-16	Variable (b)	15,000	15,000
Series 1985 B..... Palos Community Hospital	12-1-85	12-1-15	Variable (b)	15,000	15,000
Series 1996..... Illinois Valley Community Hospital	5-10-96	4-10-03	5.78%	1,000	-- --
Series 1996 A..... Community Provider Pooled Loan Program	12-19-96	8-15-21	7.5%	4,764	3,713
Series 1997..... Glenkirk	1-7-97	2-15-21	Variable (c)	5,285	3,695
Series 1997 A, B..... Milestone, Inc.	6-25-97	8-15-22	7.375% to 8%	3,940	3,645

STATE OF ILLINOIS
REVENUE BOND ISSUES BY AGENCY
AS OF JUNE 30, 2003
(IN THOUSANDS \$)

Exhibit V

BOND ISSUE	DATE		INTEREST RATES	AMOUNT OF ORIGINAL ISSUE	PRINCIPAL OUTSTANDING JUNE 30, 2003
	DATED	MATURITY			
CONDUIT DEBT: (Cont.)					
ILLINOIS HEALTH FACILITIES AUTHORITY (Cont.)					
Direct Placement and Revenue Financing Notes: (Cont.)					
Series 1997..... St. Anthony's Health Center	12-19-97	12-19-02	6.2%	\$ 2,975	\$ --
Series 1997..... Sarah Bush Lincoln Health Center	12-23-97	12-23-02	5.74%	2,332	--
Series 1998 A, B..... TASC, Inc.	1-1-98	8-15-22	7.25% to 8.%	2,515	2,300
Series 1998 A, B..... Stepping Stones of Rockford, Inc.	9-29-98	8-15-23	6.95% to 7.%	1,930	1,805
Series 1998..... St. Anthony's Health Center	12-17-98	12-17-03	4.99%	2,000	223
Series 1999..... Illinois Valley Community Hospital (GE)	10-6-99	10-4-04	5.98%	878	260
Series 1999..... Edward Hospital	12-16-99	12-16-04	6.%	1,878	624
Series 1999..... St. Anthony's Health Center	12-22-99	1-5-05	Variable (c)	1,500	475
Series 2001..... Freeport Memorial Hospital	1-29-01	6-29-11	Variable (c)	5,550	4,719
Series 2001..... Blessing Hospital	3-26-01	3-26-06	Variable (c)	2,439	1,365
Series 2001 A..... BroMenn Healthcare	6-1-01	6-1-06	5.4%	3,073	1,942
Series 2001 A & B..... West Suburban Hospital Medical Center	7-1-01	8-1-06	5.42%	2,257	1,498
Series 2001..... Mercy Hospital and Medical Center	11-1-01	1-1-07	Variable (c)	2,150	1,498
Series 2002..... Mendota Community Hospital	3-14-02	3-1-07	5.28%	665	445
Series 2002 A..... Vista Health	3-26-02	4-1-07	5.22%	998	831
Series 2002 B..... Vista Health	3-26-02	4-1-07	5.22%	1,388	1,155
Series 2002 A-B..... OSF Health Care	6-1-02	7-1-07	4.90%	2,990	2,496
Series 2002 A..... Proctor Hospital	6-1-02	3-8-08	5.25%	4,000	3,818

STATE OF ILLINOIS
REVENUE BOND ISSUES BY AGENCY
AS OF JUNE 30, 2003
(IN THOUSANDS \$)

Exhibit V

BOND ISSUE	DATE		INTEREST RATES	AMOUNT OF ORIGINAL ISSUE	PRINCIPAL OUTSTANDING JUNE 30, 2003
	DATED	MATURITY			
CONDUIT DEBT: (Cont.)					
ILLINOIS HEALTH FACILITIES AUTHORITY (Cont.)					
Direct Placement and Revenue Financing Notes: (Cont.)					
Series 2002 A..... St. Anthony's Health Center	10-31-02	11-1-07	4.44%	\$ 1,031	\$ 859
Series 2002 B..... St. Anthony's Health Center	10-31-02	11-1-07	4.44%	964	862
Series 2002 A-1..... Northern Illinois Medical Center Centegra Health System	11-5-02	11-1-07	4.45%	1,605	1,482
Series 2002 A-2..... Northern Illinois Medical Center Centegra Health System	11-5-02	12-1-07	5.45%	420	384
Series 2003..... Pekin Memorial Hospital	3-31-03	3-1-08	4.36%	740	707
				<u>\$ 132,887</u>	<u>\$ 109,734</u>
<p>(a) Interest rate is the lesser of (i) 16% per annum or (ii) a rate determined by the remarketing agent to enable the bonds to be sold at par in the secondary market.</p> <p>(b) Interest rate is the lesser of (i) 14% per annum or (ii) a rate determined by the remarketing agent to enable the bonds to be sold at par in the secondary market.</p> <p>(c) Interest rate is the rate determined by the remarketing agent in either a (i) daily rate, (ii) weekly rate, (iii) adjustable long period rate, (iv) fixed rate, or (v) commercial paper rate, however, not to exceed 20% per annum.</p>					
Advanced Refunded Direct Placement and Revenue Financing Notes:					
Series 1978..... Palos Community Hospital	5-18-78	7-1-05	7.125% to 7.5%	\$ 17,400	\$ 589
Series 1996 A..... Community Provider Pooled Loan Program	12-19-96	8-15-21	7.5%	737	737
				<u>\$ 18,137</u>	<u>\$ 1,326</u>
TOTAL ILLINOIS HEALTH FACILITIES AUTHORITY				<u>\$ 11,363,513</u>	<u>\$ 9,377,468</u>
TOTAL CONDUIT DEBT				<u>\$ 27,248,038</u>	<u>\$ 21,987,191</u>