

STATE

DANIEL W. HYNES
COMPTROLLER

www.ioc.state.il.us

FEE IMPOSITION REPORT

Fiscal Year 2006



Comptroller Daniel W. Hynes is the Chief Fiscal Officer for the State of Illinois, managing its financial accounts, processing approximately 15 million transactions a year, and performing a watchdog role to assure that all payments meet the requirements of the law. The Comptroller's Office also provides timely and accurate fiscal information and analysis to the Governor, the Illinois General Assembly, and Local Government Officials so they can make informed budget decisions. In addition, the Office oversees the state's private cemetery and funeral home industry.



COVER PHOTO:

Courtesy of Heather Bradley, Photographer,
Communications Department, Illinois Secretary of State

John M. Palmer began his political career as a Democrat but became an outspoken critic against slavery and helped create the Republican Party in 1856. After serving as a general in the Civil War and military governor of Kentucky, he was elected Republican Governor of Illinois in 1868. On March 11, 1891, on the 154th ballot, the General Assembly elected Palmer a Democrat U.S. Senator. The Palmer statue was dedicated during a joint ceremony with the Yates statue on Oct. 16, 1923. Sculptor: Leonard Crunelle, 1923.



DANIEL W. HYNES

April, 2007

A Message to Illinois Taxpayers

The Office of the Comptroller is required by law to report on the collection of fees by state government. The 2006 *Fee Imposition Report* contains information on fees, agencies imposing fees, and revenue generated by fees. A special study is included that examines state fees that help finance health care services and the regulation of health care professions, facilities and providers. Fees that pay to regulate food safety and environmental protection are also included.

Fees supplement general taxes in generating revenue to support the functions of government. A key difference between fees and taxes is the flexibility government has in designing the various fees levied as occupational licenses, user charges or business fees. For this reason it is important to know the scope of fees charged by agencies and the fiscal impact those fees have on taxpayers and the state.

In fiscal year 2006, the State of Illinois collected \$5.6 billion in fees. As a source of revenue, fees collected represent 8.0% of revenues into Illinois' main operating fund groups. Among revenue sources, fees are surpassed only by federal aid (\$12.4 billion), income taxes (\$11.4 billion), and sales taxes (\$8.4 billion). The 1,349 reported fees were collected by 80 agencies. Most of what is collected is deposited into restricted funds. Only \$473 million in fee revenue was deposited into the General Funds. In contrast, 29% of fee revenue was deposited into Special State Funds and 24% was deposited into Highway Funds.

As the state's chief fiscal officer, it is my duty to provide information to legislators, policy makers and the taxpayers of this state regarding its fiscal condition and the factors that contribute to that condition. Fees are a significant element of the total picture and should not be overlooked in an examination of the revenue structure of the state and the impact imposed on individuals and businesses. This report, therefore, is important in any assessments made of the financial status of the State of Illinois.

Agency Fee Imposition Report submissions are available on the Internet. To get to the fee data from the Comptroller's website <http://www.ioc.state.il.us/>, click on the Departments tab in the upper right side of the screen followed by the Research and Fiscal Information button and then the Detailed Fee Data button.

I hope that you find this report both useful and informative. I encourage you to participate in this reporting with your input. Your questions and comments are appreciated and can be directed to the following: (312)814-2451 in Chicago or (217)782-6000 in Springfield, or to our web site listed above.

Sincerely,

Daniel W. Hynes
Comptroller

TABLE OF CONTENTS

The Illinois Fee Registry	<u>Page</u>
Overview	1
What's New in Fiscal Year 2006?	1
Newly Reported Fees	2
Special Study	
State Health Fees	3
Fees to Help Pay for Healthcare	3
Healthcare Regulation Fees	4
Future Trends in Healthcare Fees	5
A Review of Fiscal Year 2006 Fees	
Agencies Collecting More Than \$50 Million in Fees	6
The Ten Largest Revenue Generating Fees	7
Fee Rates of \$25,000 or More	7
Special State Funds – Biggest Recipients of Fee Revenues	8
The Impact of Fees on State Funds	9
Types of Fees in Illinois	9
Who Sets Fee Rates?	10
Illinois Fees in Perspective	11
APPENDICES	
Appendix A: Agency Fees by Agency and Fund	A1-A8
Appendix B: Fees With Receipts of \$1 Million or Over	B1-B6
Appendix C: Fee Revenue by Agency	C1-C6
Appendix D: Fee Revenue by Fund	D1-D6
Appendix E: Obtaining Detailed Fee Information	E1

THE ILLINOIS FEE REGISTRY

Overview

During fiscal 2006, 80 state agencies administered 1,349 fees that generated \$5.599 billion in revenues. These fees are listed in the comprehensive State Fee Registry prepared by the State Comptroller's Office.

Unlike taxes, which are largely collected by the Department of Revenue, many agencies are significant fee collectors. This report identifies 18 agencies, excluding universities, that collected over \$10 million in fee revenues in fiscal 2006.

This report contains a wealth of information on fee revenues in Illinois. Fee revenues are listed by agency with a chart identifying agencies collecting over \$50 million in fees. Fees with receipts of over \$1 million are listed and a special table sets out the ten greatest revenue generating fees. Fees are distinguished by the share levied on individuals including occupational licenses, personal service and user charges, and tuition versus fees levied on organizations such as regulatory, licensing, and registration charges and special assessments. Additional analyses compute the fees' share of revenues into each fund group, list fees with unusually high rates, and compare fee collections in Illinois with collections among the other states.

Last year the *Fee Imposition Report* included a special review of how fees have changed in the ten years since the first fee imposition report was issued in fiscal year 1995.

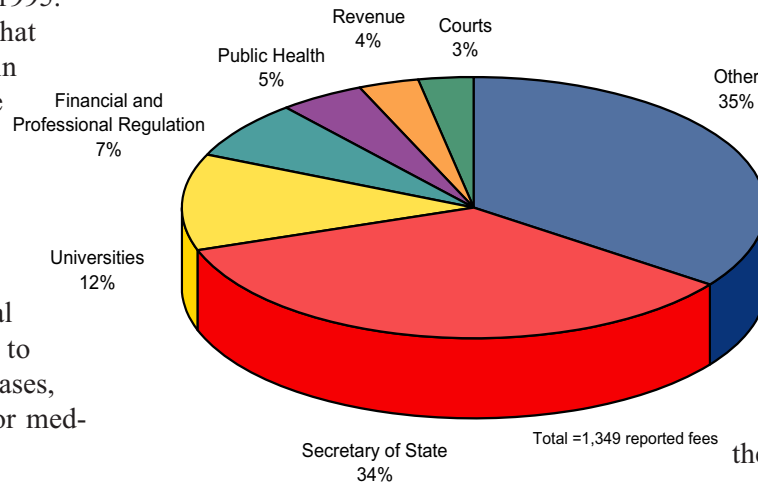
This report shows that fees play a major role in paying for health care regulation in Illinois. These fees pay to regulate the professions and institutions that provide health care, to monitor environmental factors detrimental to health, and in certain cases, to directly help pay for medical care.

In reporting to the Comptroller's Office, agencies used great latitude in listing and defining their fees. Some listed each individual charge as a separate fee, while others reported many related charges under the same fee title. The fee leader was the Secretary of State which reported 468 fees (34%) divided among twenty administrative divisions. Universities accounted for 164 fees (12%) and four other agencies (the Courts and the Departments of Financial and Professional Regulation, Public Health, and Revenue) reported at least 40 fees. The remaining 66 agencies reported 471 fees or 35% of the total number of fees reported.

What's New in Fiscal 2006?

Reported fiscal year 2006 fee revenues of \$5.599 billion are down \$598 million or 9.7% from their prior year level. The decrease in fee revenues in fiscal year 2006 can be attributed to the Department of Healthcare and Family Services. Healthcare and Family Services fee collections of \$895 million were \$711 million or 44.3% less than their fiscal year 2005 level. The lack of Hospital Provider Fee revenues accounted for \$637 million of this decrease. A Hospital Provider assessment program has been approved that will restore this fee revenue source in fiscal year 2007. The new assessment rate is 2.5835% of adjusted gross revenue for inpatient and outpatient services. The previous assessment rate was \$84.19 per occupied bed day.

Percentage of Fees by Agency
Fiscal Year 2006



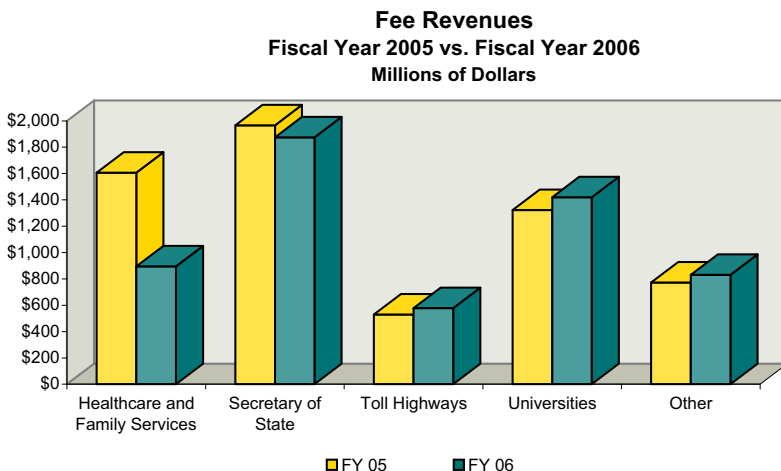
The largest portion of fee revenues is reported by the Secretary of State. Secretary of State fee collections of \$1.876 billion were \$91 million or 4.7% less than their fiscal year 2005 level. Much of the decline in Secretary

of State fee revenues can be attributed to the drop in Commercial Distribution Fee revenues from \$126 million in fiscal year 2005 to \$75 million in fiscal year 2006 reflecting a rate reduction for this fee.

If the universities are grouped into a single agency, they would be the second largest fee generating agency. In fiscal year 2006, the universities continued to take advantage of the option of raising tuition and fees to bridge their budgetary gaps as university revenues from these sources of \$1.420 billion were up \$98 million or 7.4% from fiscal year 2005 university tuition and fees. Fiscal year 2006 also experienced an

Newly Reported Fees

A variety of new fees were added to the report in fiscal year 2006. The Rental Housing Support State Surcharge, which generated \$23 million in fiscal year 2006, is a surcharge for the recording of all real estate related documents with an effective date of August 1, 2005. The surcharge is \$10 for each recorded real estate-related document with \$1 kept by the county and \$9 deposited by the Department of Revenue into the Rental Housing Support Program Fund. Monies in this fund are available to address the need for rental housing in Illinois.



increase in highway toll revenues as Toll Highway Authority fees were up \$49 million or 9.2% to \$578 million.

Among the remaining state agencies, fee collections increased \$58 million or 7.5% from \$772 million in fiscal year 2005 to \$831 million in fiscal year 2006. The Department of Revenue increase from \$123 million in fiscal year 2005 to \$154 million in fiscal year 2006 was attributable to \$23 million from the new Rental Housing Support State Surcharge. Emergency Management Agency fees decreased from \$35 million to \$23 million as revenues from the Nuclear Power Reactor Annual Fee decreased from \$28 million in fiscal year 2005 to \$17 million in fiscal year 2006. Fees collected by the State Treasurer increased from \$48 million to \$58 million due to increased deposits by the Treasurer of the state's share of fines collected by circuit courts. Department of Natural Resources fees increased from \$50 million to \$62 million with hunting licenses up from \$17 million to \$24 million.

The State Fire Marshal reported a new fee levied on pyrotechnic operators and distributors in fiscal year 2006. The new fee is part of a program to ensure a minimum level of training and experience in this high risk profession. Fee rates run as high as \$500 for a pyrotechnic distributor license.

Two new fees were reported by the Department of Financial and Professional Regulation. Regulation of the controversial payday loan industry was addressed in the Payday Loan Reform Act including a \$1,000 annual license fee. Surgical assistants and surgical technologists were added to the many professions regulated by the department. Members of these professions who meet the registration requirements pay a \$100 application fee and a \$62.50/year renewal fee.

The methamphetamine problem generated an additional fine for methamphetamine related offenses. This additional \$100 penalty is sent by county circuit clerks to the State Treasurer for deposit into the Methamphetamine Law Enforcement Fund.

New special license plates reported by the Secretary of State include the hospice license plate with a portion of the additional proceeds available for grants to hospices and the Pan Hellenic license plate with a portion of the additional proceeds available for grants to fraternal organizations and charitable foundations. The new tinted windows license plates are for drivers who are medically required to have tinted windows in their vehicles.

SPECIAL STUDY

State Health Fees

Fees collected by the State of Illinois help pay for its many responsibilities in regulating and increasing the availability of health care in Illinois. The state is the primary licenser of health care professions and facilities in Illinois. Illinois cooperates with the federal government to provide health care to low income families. In addition to co-funding healthcare for low income families with the states, the federal government has taken responsibility for funding medical care for the aged and also sponsors medical research, assures the safety of food, drugs and medical devices, and offers medical care to veterans and members of the military. Finally, Illinois has environmental, sanitary, and safe food regulatory responsibilities that have a public health impact. This special study looks at fees included in the *Fee Imposition Report* that help fund these state health oriented programs.

A review of fees collected by state agencies indicates that at least thirteen agencies collect fees to help pay for health care related activities including:

Agency	Primary Health Care Fees
Secretary of State	Special Health Issue License Plates
Treasurer	Fines Dedicated to Health Care
Aging	Drug Assistance Card
Agriculture	Food Regulation Fees
Central Management Services	Local Gov. Health Insurance
Financial and Professional Regulation	Medical Profession Regulation
Human Services	Recipient's Service Charges
Labor	Nurse Agency Regulation Fee
Healthcare and Family Services	Medicaid Assessments
Public Health	Health Facility Regulation Fees
Veterans' Affairs	Recipient's Service Charges
Environmental Protection Agency	Clean Water and Hazardous Waste Disposal Fees
Illinois Emergency Management Agency	Fees for Facilities and Professions Using Radiation

Excluded from this report are fees collected by state universities whose role in providing health care in Illinois includes training health care professionals, supporting health care research, and providing medical care. Their fee collections, which consist of tuition and student fees, are excluded from this special study because the portion received for health care training is not separated from tuition for other programs. Three health related insurance programs are also excluded from this report. The Insurance Division of the Department of Financial and Professional Regulation regulates the health insurance industry. These fees are not discussed in this report since they are combined with all insurance producers' licenses and financial regulation fees. The Workers Compensation Commission

collects fees to administer workers compensation insurance and claims in Illinois. Finally, the Illinois Comprehensive Health Insurance Plan (ICHIP) is a high risk health insurance pool to insure individuals who otherwise would be medically uninsurable. ICHIP collects premiums to cover part of its benefit costs. ICHIP is excluded from this report because the agency does not consider these premiums, which totaled \$103 million in fiscal year 2005, to be state fees.

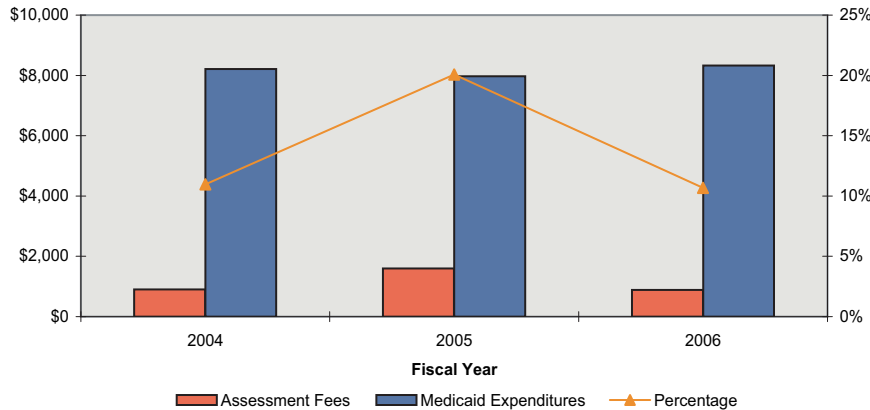
Also excluded are any fees collected by local governments who, under Illinois statutes, can also provide health care services. A total of 95 local health departments have been established to serve 99 of Illinois' 102 counties. They provide a variety of health care services including immunizations, school vision/hearing testing, health screenings, and communicable disease investigations, and inspection services including restaurant inspections and insect, rodent, and other nuisance investigations.

Fees to Help Pay for Health Care

Fees that raise funds to help provide health care vary from the Medicaid assessment fees that are an important source of funding for low-income health care to more limited fees that provide health care to selected populations or for specific research or procedures. Medicaid assessment fees totaled \$890 million in fiscal year 2006 including \$816 million from the county hospital services provider participation fee, \$53 million from the long term care provider participation fee, and \$20 million from the long term care-developmentally disabled provider fee. The assessments collected from medical providers supplement payments for medical expenses from general state taxes and allow for additional federal matching funds. In fiscal year 2006, the \$890 million in assessment fees was equal to 11% of Illinois Medicaid expenditures. An assessment on hospitals which was in effect in fiscal year 2005, but not fiscal year 2006, raised assessment fee collections to \$1.6 billion in fiscal year 2005 or 20% of Medicaid expenditures. The hospital assessment has been restored for fiscal year 2007 which should impact the amount of assessment fee collections reported in the fiscal year 2007 *Fee Imposition Report*.

The state allows local governments to join the state employee health insurance plan. In fiscal year 2006, the

**Assessment Fee Share of Medicaid Spending
(Millions)**



Department of Central Management Services collected \$67 million in fee revenues from local governments who opted to use the state employee health insurance program. Child health insurance collections by the Department of Healthcare and Family Services totaled \$3.6 million. In fiscal year 2006, families with household incomes from 151% to 200% of the poverty level were charged modest fees to receive health insurance benefits for their children.

State health care facilities are operated by the Departments of Human Services and Veterans' Affairs. Recipients with sufficient income pay a service charge to help cover the cost of their care. Over the years, the state has significantly reduced the amount of direct care provided at state run facilities. With improved outpatient treatment and community facilities, state hospitals administered by the Department of Human Services have reduced their patient population from over 50,000 in 1960 to about 4,000 residents for fiscal year 2005. Additionally, an average of 1,002 veterans received care at Illinois' four veterans' homes in fiscal year 2004. The Department of Human Services collected \$26 million in recipients' service charges in fiscal year 2006, while the Department of Veterans' Affairs collections totaled \$13 million.

Fees are collected by the Department of Public Health to pay for required newborn metabolic screening and for lead poisoning testing. These fees generated \$10 million in fiscal year 2006.

Additional fees that help make medical care affordable include fees collected for two drug discount cards: the

pharmaceutical assistance card provided by the Department on Aging and the senior citizens/disabled persons prescription drug discount enrollment fee collected by the Department of Central Management Services. Monies to help support trauma centers are derived from charges added to traffic fines. The Trauma Center Fund receives a \$5 surcharge on traffic fines in excess of \$55 and \$100 for convictions or orders of supervision for driving under the influence. Collections of \$12 million in fiscal year 2006 were used to help

with the cost of caring for critically injured patients at Illinois trauma centers.

Health Care Regulation Fees

Fees collected to finance the regulation of a healthcare profession typically include initial and annual registration fees and may also include license restoration fees, examination and continuing education fees, and fees for a wall certificate or a professional roster. In almost all cases, fee revenues are deposited into a fund whose proceeds are dedicated to regulating professions. Major health care professions such as medicine, nursing, dentistry, and pharmacy are regulated by the Department of Financial and Professional Regulation. The department also regulates dietitians, environmental health practitioners, therapists and counselors, optometrists, physician and surgical assistants, podiatrists, audiologists and speech pathologists, acupuncturists, and electrologists.

Other agencies that regulate health care professions include the Department of Public Health which licenses emergency medical technicians and hearing aid dispensers, the Environmental Protection Agency which licenses environmental hygienists, and the Illinois Emergency Management Agency which licenses radiation technologists and diagnostic imaging specialists and therapeutic radiological physicists. Revenues from health care professional regulation fees totaled \$24 million in fiscal year 2006.

Fees also pay to regulate the facilities and organizations through which these professionals deliver health care.

**Health Fees with Revenues in Excess of \$10 Million
Fiscal Year 2006**

<i>Fee Name</i>	<i>Revenue</i>
County Hospital Services Provider Participation Fee	\$816,171,454
Long Term Care Provider Participation Fee	\$53,081,700
Long Term Care-Developmentally Disabled Provider Fee	\$20,438,963
Recipient's Service Charge:	
Public Health	\$26,073,682
Veterans Affairs	\$12,937,753
Health Profession Fees	\$23,516,009
Health Insurance Collections - Local Governmental Units	\$67,071,747
Trauma Center Fund	\$11,877,105
Health Testing	\$10,054,476

The Department of Public Health pays special attention to large-scale health facility projects through the health care facility certificate of need/permit application. Other regulated health care providers include ambulance services, trauma centers, health maintenance organizations, hospices, home health agencies, alternative health care facilities, life care, nursing and long term care facilities, and ambulatory surgical treatment centers. In addition, the Department on Aging registers board and care homes; the Department of Financial and Professional Regulation is responsible for medical corporations, wholesale drug distributors, home medical equipment providers, and mail order ophthalmic providers; the Department of Human Services licenses drug treatment or intervention programs; and the Illinois Emergency Management Agency certifies mammography facilities. Collections for these fees totaled \$8.5 million in fiscal year 2006.

A final group of health care fees pays to regulate environmental issues that have an impact on health. The Departments of Agriculture and Public Health, the Environmental Protection Agency, and the Illinois Emergency Management Agency all monitor potentially threatening aspects of the environment and food supply. The Department of Agriculture regulates foodstuffs and health risks that may arise from farm activities. Agriculture collects fees to inspect meat packers, egg producers, and refrigerated warehouse operators. Fees on dead animal collection centers and rendering plants, pesticide applicators, and live stock waste disposal lagoons pay to regulate other potential health risks arising from the farm sector.

Regulation of water is divided between the Department of Public Health and the Environmental Protection

Agency (EPA). Public Health oversees private water wells and private sewage systems, as well as the bottled water industry. EPA has oversight over the public water supply and sewers as well as over air and water quality and waste disposal. Of particular concern for health are EPA's programs to regulate the safe and proper disposal of hazardous waste and potentially infectious medical waste. Finally, the Illinois Emergency Management Agency oversees the storage and disposal of radioactive waste in the state.

Future Trends in Health Care Fees

In response to concerns about the large number of people without health insurance, states have been developing plans for expanding health insurance coverage for their residents. Increased fee revenues can play a role in providing the funding necessary for these programs. In March 2007, the Governor proposed the "Illinois Covered" program to provide universal health coverage in the state. One of the components to finance this proposal is a new 3% payroll fee levied on all businesses with at least 10 employees who pay less than 4% of their payroll for health care costs. Expected to generate \$1.1 billion per year, this fee would become the largest revenue generating fee collected in Illinois.

A California proposal to make health insurance universal is based on assessing fees on businesses, doctors, and hospitals to fund coverage for children and workers who are currently uninsured. Businesses with 10 or more workers would be required to either provide health insurance or pay a 4% payroll tax to the state. Doctors and hospitals would pay a charge of up to 4% of their revenue to subsidize the state's health insurance program for the poor.

Fees play an important role in financing the universal health insurance law that has been adopted in Massachusetts. By July 1, 2007, all uninsured adults in Massachusetts must have health insurance or lose their yearly income tax exemption and possibly face a fine of up to 50% of the cost of a health insurance plan. An annual fee of up to \$295 would be owed by companies with 11 or more workers for each employee not provided with insurance.

A REVIEW OF FISCAL YEAR 2006 FEES

Agencies Collecting More Than \$50 Million in Fees

Fifteen agencies collected more than \$50 million each in fees in fiscal year 2006 including four agencies that collected more than \$500 million in fee revenues. As a group, the fifteen agencies collected almost \$5.3 billion in fee revenues or 94.0% of total state fee collections.

The fees collected by both the first and third largest collecting agencies are largely related to vehicular transportation. The Secretary of State reported fee revenue of \$1.876 billion or 33.5% of the total, while the Toll Highway Authority reported \$578 million (10.3%) in revenue from fees and tolls.

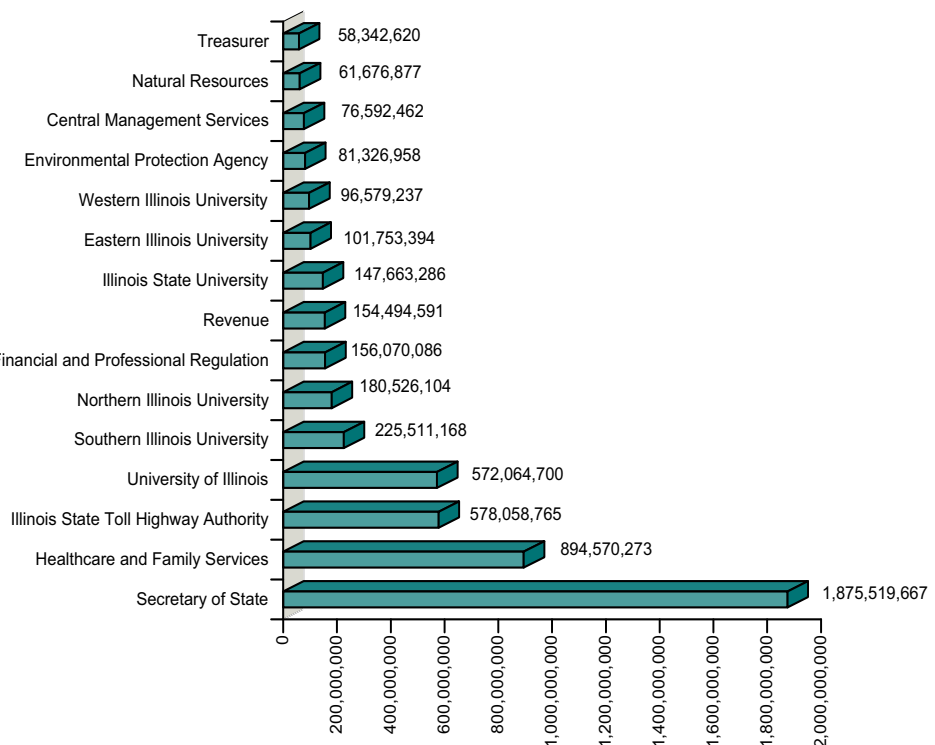
Although it reported only seven fees, the Department of Healthcare and Family Services ranked second among agencies and accounted for \$895 million or 16.0% of fee revenues. This was almost entirely collected from medical providers under the Medicaid assessment program including \$816 million from the County Hospital Services, \$53 million from the Long Term Care, and \$20 million from the Long Term Care - Developmentally Disabled Provider Participation Fees. Participation fees increase the funds available for state Medicaid spending with an additional bonus due to the associated 50% federal reimbursement for Medicaid spending.

State universities accounted for six of the agencies collecting at least \$50 million in fees with a combined \$1.324 billion in tuition and fee revenues. When fee revenues from the other three state universities are included, the total comes to \$1.420 billion or 25.4% of statewide fee revenue.

Among the remaining agencies collecting over \$50 million in fees, the Department of Financial and Professional Regulation ranked seventh with \$156 million in fees collected for the regulation of banks, savings and loans, insurance companies, other financial institutions, and healthcare and other regulated professions. The Department of Revenue ranked eighth with \$154 million in fee revenues. The largest components for the Department of Revenue were \$59 million from the 0.8 cent/gallon environmental impact fee deposited into the Underground Storage Tank Fund, \$25 million from the 0.5% Telecommunications Infrastructure Maintenance Fee deposited into the Personal Property Tax Replacement Fund to help local governments offset the revenue loss from the elimination of the personal property tax on business property, \$23 million from the new Rental Housing Support Surcharge and \$16 million for the \$2.50/tire Tire User Fee.

The Environmental Protection Agency collected \$81 million in fee revenues whose major components were the Solid Waste Management Fee (\$25 million), the Clean Air Act Title V Permit Fee (\$19 million), and the National Pollutant Discharge Elimination

**Fee Revenue by Agency
(Dollars)**



Permit Fee (\$16 million). Health insurance collections from local governmental units accounted for \$67 million of the Department of Central Management's fees. Hunting fees were the largest revenue generator among Department of Natural Resources' fees with \$24 million in receipts. Most of the fee revenues reported by the State Treasurer are for the deposit of charges for criminal violations sent

state and federal revenues to help finance the state's road program. Truck registration fees in the top 10 include the proportional registration fee (\$219 million) for vehicle owners operating fleets in Illinois and other states and second division vehicle registrations (\$99 million). The \$65 vehicle Title Certificate (\$195 million) is divided between \$144 million into the Road and Construction Account Funds, \$33 million into the General Revenue Fund, \$12 million into the Motor Vehicle License Plate Fund to help pay for new license plates, and \$6 million into the Park and Conservation Fund. In addition, highway tolls of \$549 million were the major revenue source for the toll highway system serving northern Illinois.

The largest fee in terms of revenue is the County Hospital Services Provider Participation Fee (\$816 million) collected by the Department of Healthcare and Family Services. This levy on medical providers helps finance the Medicaid program through increased federal cost sharing contributions and higher Medicaid rates.

The remaining top ten fees include tuition for the University of Illinois, Northern Illinois University, Southern Illinois University at Carbondale and the annual corporate franchise tax collected by the Secretary of State. The five Secretary of State fees in the top ten received \$1.353 billion or 72% of total Secretary of State fee revenues.

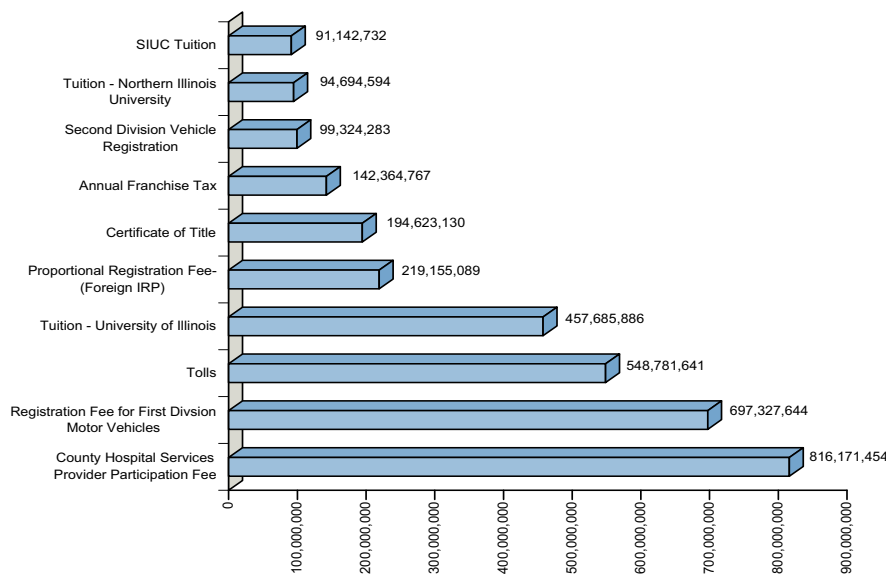
Although state agencies reported 1,349 fees in fiscal year 2006, these charges provided \$17 million to the Traffic and Criminal Conviction Surcharge Fund, \$12 million to the Trauma Center Fund, \$9 million to the Violent Crime Victims Assistance Fund, and \$6 million to the Driver's Education Fund.

The Ten Largest Revenue Generating Fees

Although state agencies reported 1,349 fees in fiscal year 2006, the ten largest fees, which all generated revenues of at least \$90 million, accounted for almost \$3.4 billion or 60% of total fee revenue.

Five of the top ten revenue-generating fees are collected from the users of the state's roadways. The second largest fee in terms of revenue is the registration fee for first division motor vehicles (\$697 million) collected by the Secretary of State. Automobile and truck registration fees are combined with other

Fees Generating the Largest Revenues (Dollars)



ical providers helps finance the Medicaid program through increased federal cost sharing contributions and higher Medicaid rates.

Fee Rates of \$25,000 or More

The remaining top ten fees include tuition for the University of Illinois, Northern Illinois University, Southern Illinois University at Carbondale and the annual corporate franchise tax collected by the Secretary of State. The five Secretary of State fees in the top ten received \$1.353 billion or 72% of total Secretary of State fee revenues.

Fee rates vary from small amounts such as 50 cents to copy a page of a document to the largest reported rate of almost \$1 million. A survey of rates charged for the 1,349 that were reported revealed that 14 fees had rates that were at least \$25,000.

Emergency Management Agency as part of its responsibility to regulate the nuclear energy industry and users of radioactive materials and two are levied by the Environmental Protection Agency (EPA). At the top of the list is Illinois' highest cost fee, the annual fee paid by nuclear power reactor owners to cover the cost of establishing plans and programs to deal with the possibility of nuclear accidents. In fiscal year 2006, the owners of each of Illinois' eleven reactors owed a fee of \$878,863 after a credit for accumu-

lation costs are less than \$50,000, the applicant receives a partial refund. Thus, the actual value of this fee has become the cost of investigating the applicant.

Some fees are charged as a percentage of project costs such as payments to state and regional finance authorities where the fee is a percentage of the authorized bond issue or fees charged by the Department of Public Health to review health care facility applications. Individual fees can exceed \$25,000 for large bond issues or health care projects.

Rates of \$25,000 or More		
Fee Name	Agency Name	Fee Rate
Nuclear Power Reactor Annual Fee	Emergency Management Agency	\$878,863
Off-Site Hazardous Waste Disposal Site Operator Fee	Environmental Protection Agency	70,000
School of Medicine, Non-Resident	University of Illinois	52,762
Solid Waste Management Fee	Environmental Protection Agency	52,630
Riverboat Gambling Owner's License and Application Fee	Gaming Board	50,000
School of Dentistry, Non-Resident	University of Illinois	46,910
Fraternity Housing Rental Rate	Southern Illinois University	43,905
Veterinary Medicine, Non-Resident	University of Illinois	34,704
Low-Level Radioactive Waste Reactor Operator Annual Fee	Emergency Management Agency	30,000
School of Law, Non-Resident	University of Illinois	29,308
MBA Program, Non-Resident	University of Illinois	25,786
Graduate Nursing, Non-Resident	University of Illinois	25,112
Radioactive Material License Fee	Emergency Management Agency	25,000
Waste Storage Facility Annual Fee	Emergency Management Agency	25,000

Special State Funds - Biggest Recipients of Fee Revenues

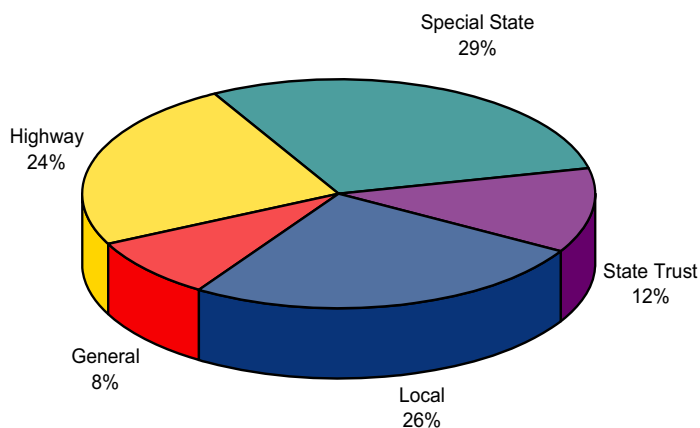
The lion's share of fee revenues is deposited into funds from which monies can only be spent for restricted purposes. Of the \$5.599 billion in fee revenues collected in fiscal year 2006, \$5.126 billion or 92% was deposited into a wide variety of these restricted funds. The remaining \$473 million (8%) was deposited into the state's General Funds.

lated prior year fund balances. The second most expensive fee is the offsite hazardous waste disposal site operator fee administered by the EPA with a \$70,000 annual rate.

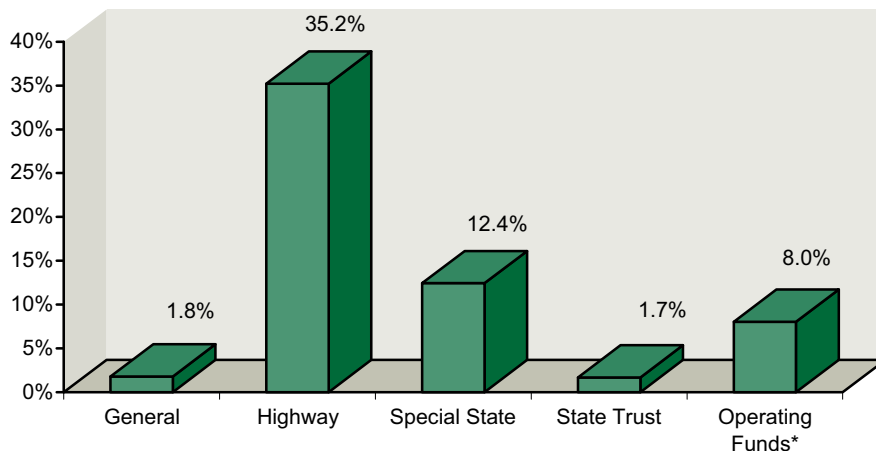
Among the remaining high-rate fees are seven administered by universities. The high-rate university fees include non-resident tuition for the University of Illinois Schools of Medicine, Dentistry, Veterinary Medicine, Law, and Business. Southern Illinois University also exceeds the \$25,000 threshold for a fraternity house rental charge.

The riverboat gambling owner's license fee has a base rate of \$50,000. However, applicants owe any excess costs for performing an investigation; but if the inves-

**\$5.6 Billion in Fees by Fund Group
Fiscal Year 2006**



Percentage of Revenues from Fees by Fund Group



* General, Highway, and Special State Funds

The largest portion of fee receipts, \$1.642 billion or 29%, was deposited in Special State Funds. Almost one-half of this amount was \$816 million in Cook County Hospital Medicaid provider participation fees deposited into the County Provider Trust Fund. State Trust Funds received \$668 million in fee revenues (12% of total fees) primarily consisting of the \$578 million deposited into the Illinois State Toll Highway Revenue Fund.

Locally held funds are funds that are controlled by the recipient agency rather than by the State Treasurer. Most locally held funds are not subject to the same budgetary controls by the Governor and General Assembly as treasury held funds. As a result, spending of receipts into these funds is determined by an agency's internal budget practices subject to the applicable statutes and rules.

During fiscal year 2006, \$1.447 billion or 26% of fee revenues was deposited into these funds. Most of this money consisted of university tuition and income from auxiliary enterprises such as payments for room and board (\$1.420 billion). Another common type of fee deposited into locally held funds are fees paid to state-chartered finance authorities that issue revenue bonds.

Highway Funds are the final fund group that receives significant fee receipts. In fiscal year 2006, \$1.358 billion or 24% of fee revenues were deposited into these funds. Almost all these monies (\$1.338 billion) are collected by the Secretary of State and deposited

into the Road Fund and the State Construction Account Fund.

The Impact of Fees on State Funds

If the \$5.6 billion in fee revenues were tracked as a single combined source, they would have been the fourth largest state revenue source in fiscal year 2006, trailing the state income taxes (\$11.4 billion), federal aid (\$12.4 billion), and the state sales taxes (\$8.4 billion).

General Funds receipts in fiscal year 2006 totaled \$26.2 billion. Over half of these revenues were sales and income tax receipts. Fee revenues of \$473 million comprised only 1.8% of this total. Most (93%) of General Funds fee revenues came from Secretary of State fees. This analysis excludes any impact increased fee deposits may have had in allowing the transfer of surplus funds to the General Revenue Fund under the transfer authorities effective in fiscal year 2006.

In contrast to the General Funds, fees are an extremely important source of revenues for Highway Funds. In fiscal year 2006, fee revenues of \$1.358 billion accounted for 35% of total receipts. Fees are also an important revenue source for the Special State Funds where \$2.642 billion in fee revenues made up 12.4% of deposits into this fund group.

In fiscal year 2006, fee revenues into the General, Highway, and Special State Funds (the fund groups that receive most state monies for operating purposes) totaled \$3.5 billion. This was 8.0% of total revenues of \$43.2 billion for these fund groups.

Types of Fees in Illinois

Fees are paid both by individuals and organizations. Fees paid by individuals can be separated into occupational licensing charges, tuition and other educational fees and personal service and user charges. Fees paid by organizations include the various regulatory, licensing and registration charges paid by corpo-

Types of Fees in Illinois				
Fee Category	Number	% of Total	Millions of Dollars	% of Total
Individual:				
Occupational License Charges	94	7.0%	104	1.9%
Tuition and Fees	176	13.0%	1,424	25.4%
Personal Service and User Charges	205	15.2%	1,900	33.9%
	475	35.2%	\$ 3,428	61.2%
Organizations:				
Corporate and Partnership Charges	697	51.7%	1,255	22.4%
Special Taxes and Assessments	4	0.3%	890	15.9%
	701	52.0%	\$ 2,144	38.3%
Miscellaneous:				
Document Filing	140	10.4%	8	0.1%
Other Fees	33	2.4%	18	0.3%
	173	12.8%	\$ 26	0.5%
Total	1,349	100.0%	\$ 5,599	100.0%

accounted for 34% of fee revenues. Tuition and fees were also a major fee source accounting for 13% of fees and 25% of revenues. The final major source of fee revenues was special taxes and assessments which provided 16% of revenues.

Who Sets Fee Rates?

All fees charged by state agencies are imposed under statutory authority granted by the General Assembly. Sometimes fee rates are set within the authorizing statute. For the remaining fees, agencies are given authority to set fee rates through administrative procedures.

rations, partnerships, nonprofits (such as charities) and labor unions. A special assessments category includes the small number of fees (primarily Medicaid provider participation fees) intended to be major revenue generators, rather than the more typical fee purposes of regulating an activity or raising revenues to help fund a specific program.

An additional category includes the various copying and court filing fees that could not readily be associated with either individual or organization payments.

In fiscal year 2006, fees generally paid by individuals accounted for 35% of fees and 61% of fee revenues, while those generally paid by organizations accounted for 52% of fees and 38% of revenues.

The large proportion of business fees reflects the various state agencies that have regulatory functions including the Departments of Agriculture, Financial and Professional Regulation, Labor, Public Health, the Environmental Protection Agency and the Emergency Management Agency, as well as the business and security regulation departments of the Secretary of State. Business fees did not represent nearly as large a share of fee revenues accounting for 22% of reported revenues.

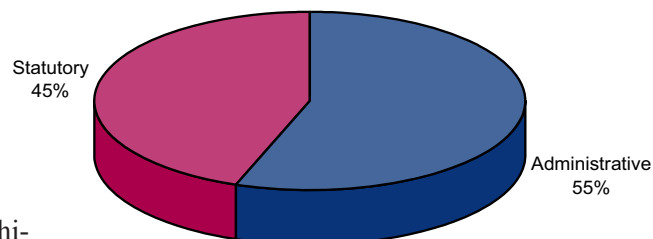
The largest portion of fee revenues was for personal service and user charges which include vehicle and drivers licenses and tolls. These charges

There are merits to both methods of setting fee rates. Rates set by the General Assembly have to face the full scrutiny of the legislature and Governor. On the other hand, rates that are set administratively are more flexible and can more easily be adjusted to changing program financial needs. These may also be subject to scrutiny through the administrative rulemaking process.

Number of Fees by Authorization

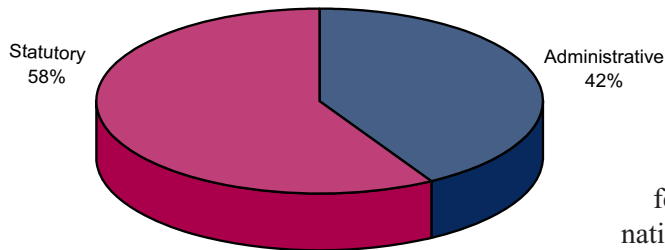
An examination of the statutory authorization for fees listed in the Fee Registry indicates that less than half of the fees (45%) had their rates set by statute. The remaining 55% had rates set through various administrative procedures. A significant portion of the fee rates that are set administratively

**Number of Fees by Authorization
Fiscal Year 2006**



are university tuition and fees which are set by university governing bodies.

**Fee Revenue by Authorization
Fiscal Year 2006**



Fee Revenue by Authorization

Although most of the reported fees had their rates set administratively, more fee revenue comes from fees with rates set by statute than from fees with rates set by agencies. In fiscal year 2006, 58% of fee revenue was from fees with rates set by statute versus 42% from fees with rates set by administrative procedure. The largest portion of fee revenue from fees with statutory rates is from Secretary of State fees and medical assessments. Significant fees with rates set administratively are university tuition and fees and highway tolls.

Illinois Fees in Perspective

U.S. Census Bureau financial data collected for all state governments for fiscal year 2004 were used to compare the level of fees charged in Illinois with other states. Illinois exceeded national averages in fees related to vehicle usage, while collecting less than the national average in other fees.

Vehicle related fees include motor vehicle and vehicle operators licenses, tolls, and other highway fees. Per capita vehicle fees in Illinois of \$146.38 were \$61.55 or 72.6% greater than the national average. This in part reflects Illinois being one of 11 states that collect

significant (over \$100 million) toll revenues. Per capita Illinois vehicle fees ranked 1st in a comparison of thirteen large or neighboring states. Among these states, only residents of Iowa (\$135.98), Florida (\$117.94), Michigan (\$114.14) and Pennsylvania (\$103.32) spent more than \$100 per capita on vehicle related fees.

Significant other fees included in this comparison are corporate franchise and capital fees, hunting and fishing licenses, occupational licenses, and park and recreation charges. University fees and medical assessments are the major items from this report that are not included in the comparison. Per capita other fees of \$79.32 in Illinois were 58.6% of the national average of \$135.36 and were fourth lowest among the states studied trailing Indiana (\$48.87), Michigan (\$70.56), and New York (\$78.34).

State	Vehicle Fees Per Capita*	Other Fees Per Capita
California	\$73.81	\$158.59
Florida	117.94	101.54
Illinois	146.38	79.32
Indiana	74.80	48.87
Iowa	135.98	120.93
Kentucky	56.78	138.88
Michigan	114.14	70.56
Missouri	47.81	84.62
New York	74.46	78.34
Ohio	85.43	112.53
Pennsylvania	103.32	188.59
Texas	59.90	155.01
Wisconsin	71.21	158.67
United States	\$84.83	\$135.36

* Includes Motor Vehicle and Vehicle Operators Licenses and Tolls and Other Highway Charges.

Source: U.S. Census Bureau, Annual Survey of Government Finances for 2004.

APPENDIX A

AGENCY FEES BY AGENCY AND FUND

Agency Name	Fund Name	Number of Fees	Fee Receipts	Receipts by Fund
General Assembly		11	117,326	
	General Assembly Operations Revolving Fund			117,326
Auditor General		1	0	
	General Revenue Fund			0
Legislative Information System		1	0	
	General Revenue Fund			0
Legislative Reference Bureau		3	4,255	
	General Assembly Computer Equipment Revolving Fund			4,255
Administrative Rules, Joint Committee on		2	38,856	
	General Assembly Computer Equipment Revolving Fund			38,800
	General Revenue Fund			56
Supreme Court		40	7,065,980	
	Mandatory Arbitration Fund			6,085,818
	Lawyers' Assistance Program Fund			425,600
	General Revenue Fund			379,067
	Reviewing Court Alternative Dispute Resolution Fund			175,495
State's Attorney Appellate Prosecutor		2	103,200	
	Continuing Legal Education Trust Fund			103,200
Governor		1	112,087	
	Illinois Executive Mansion Trust Fund			112,087
Lieutenant Governor		1	0	
	General Revenue Fund			0
Attorney General		3	1,538,874	
	Illinois Charity Bureau Fund			1,171,680
	General Revenue Fund			367,194
Secretary of State		468	1,875,519,667	
	Road Fund			842,913,534
	State Construction Account Fund			495,044,458
	General Revenue Fund			442,012,825
	Secretary of State Special Services Fund			23,324,193
	Motor Vehicle License Plate Fund			11,976,808
	Drivers Education Fund			11,783,812
	Securities Audit and Enforcement Fund			8,315,566
	Department of Business Services Special Operations Fund			8,078,292
	Park and Conservation Fund			5,988,404
	Secretary of State Special License Plate Fund			5,540,401
	Cycle Rider Safety Training Fund			3,829,310
	Corporate Franchise Tax Refund Fund			2,847,295
	Motor Carrier Safety Inspection Fund			2,333,800
	Drunk and Drugged Driving Prevention Fund			1,799,460
	Alternate Fuels Fund			1,424,720
	Secretary of State DUI Administration Fund			1,331,440
	State Parks Fund			1,301,450
	CDLIS/AAMVA Net Trust Fund			677,400
	Lobbyist Registration Administration Fund			613,400
	Violence Prevention Fund			573,125
	Secretary of State Federal Projects Fund			527,578
	Off-Highway Vehicle Trails Fund			478,057
	Registered Limited Liability Partnership Fund			385,805
	Common School Fund			372,380
	Illinois Fire Fighters' Memorial Fund			367,419
	Motor Vehicle Review Board Fund			278,500
	Illinois Habitat Fund			268,100
	State College and University Trust Fund			228,300

APPENDIX A

AGENCY FEES BY AGENCY AND FUND

Agency Name	Fund Name	Number of Fees	Fee Receipts	Receipts by Fund
Secretary of State (concluded)				
	Securities Investors Education Fund			127,703
	Organ Donor Awareness Fund			126,859
	Mammogram Fund			110,267
	Pet Population Control Fund			69,275
	Police Memorial Committee Fund			67,178
	September 11th Fund			65,175
	University Grant Fund			57,075
	Master Mason Fund			44,447
	Illinois Route 66 Heritage Project Fund			40,750
	General Assembly Computer Equipment Revolving Fund			39,075
	Marine Corps Scholarship Fund			32,248
	Wildlife Prairie Park Fund			23,500
	Illinois Future Teacher Corps Scholarship Fund			22,733
	Park District Youth Program Fund			19,090
	Illinois Pan Hellenic Trust Fund			15,175
	Secretary of State Police DUI Fund			13,634
	State Library Fund			10,691
	Illinois and Michigan Canal Fund			8,300
	General Obligation B.R. & I. Fund			7,544
	State Parking Facility Maintenance Fund			1,886
	Family Responsibility Fund			1,230
Comptroller		22	206,079	
	Comptroller's Administrative Fund			135,189
	Cemetery Consumer Protection Fund			69,520
	General Revenue Fund			1,370
Treasurer		17	58,342,620	
	Traffic and Criminal Conviction Surcharge Fund			17,435,025
	Trauma Center Fund			11,877,105
	Violent Crime Victims Assistance Fund			8,845,682
	Drivers Education Fund			6,018,547
	General Revenue Fund			5,968,800
	Drug Treatment Fund			4,129,986
	LEADS Maintenance Fund			2,076,471
	College Savings Pool Administrative Trust Fund			1,186,391
	Domestic Violence Shelter and Service Fund			598,036
	Spinal Cord Injury Paralysis Cure Research Trust Fund			135,109
	Sexual Assault Services Fund			29,504
	Sex Offender Management Board Fund			14,925
	Domestic Violence Abuser Services Fund			14,089
	Child Sexual Abuse Fund			4,900
	Fire Prevention Fund			4,490
	Illinois Animal Abuse Fund			2,235
	Methamphetamine Law Enforcement Fund			1,325
Aging		3	131,170	
	General Revenue Fund			131,170
Agriculture		36	18,238,573	
	Illinois State Fair Fund			5,129,231
	Weights and Measures Fund			3,184,111
	Pesticide Control Fund			3,168,487
	General Revenue Fund			2,219,650
	Agricultural Premium Fund			1,645,675
	Feed Control Fund			1,026,566
	Illinois Department of Agriculture Laboratory Services Revolving Fund			661,244
	Fertilizer Control Fund			555,372

APPENDIX A

AGENCY FEES BY AGENCY AND FUND

Agency Name	Fund Name	Number of Fees	Fee Receipts	Receipts by Fund
Department of Agriculture (concluded)				
	Agricultural Master Fund			482,137
	Regulatory Fund			113,400
	Livestock Management Facilities Fund			35,600
	Motor Fuel and Petroleum Standards Fund			8,550
	Illinois Thoroughbred Breeders Fund			4,950
	Illinois Standardbred Breeders Fund			3,400
	Illinois Racing Quarterhorse Breeders Fund			200
Central Management Services				
		11	76,592,462	
	Local Government Health Insurance Reserve Fund			67,071,747
	Communications Revolving Fund			5,861,123
	State Surplus Property Revolving Fund			1,787,956
	State Garage Revolving Fund			756,621
	Facilities Management Revolving Fund			727,879
	Statistical Services Revolving Fund			363,421
	Illinois Prescription Drug Discount Program Fund			16,800
	Special Events Revolving Fund			6,915
Children and Family Services				
		1	765	
	General Revenue Fund			765
Commerce and Economic Opportunity				
		7	147,072	
	Federal Workforce Training Fund			106,915
	Economic Research and Information Fund			24,007
	Small Business Environmental Assistance Fund			8,350
	International and Promotional Fund			7,500
	Federal Industrial Services Fund			300
Natural Resources				
		31	61,676,877	
	Wildlife and Fish Fund			39,548,277
	State Parks Fund			8,453,937
	State Boating Act Fund			5,121,620
	Illinois Beach Marina Fund			2,984,987
	Illinois Forestry Development Fund			1,072,885
	Illinois Habitat Fund			1,047,852
	State Migratory Waterfowl Stamp Fund			753,883
	Underground Resources Conservation Enforcement Fund			570,156
	State Pheasant Fund			491,114
	Plugging and Restoration Fund			420,136
	Salmon Fund			289,346
	Aggregate Operations Regulatory Fund			256,225
	Explosives Regulatory Fund			135,575
	Coal Mining Regulatory Fund			130,434
	Fish and Wildlife Endowment Fund			126,920
	State Furbearer Fund			98,232
	Snowmobile Trail Establishment Fund			88,287
	Natural Resources Information Fund			54,582
	Off-Highway Vehicle Trails Fund			32,429
	Toxic Pollution Prevention Fund			0
Corrections				
		5	1,845,835	
	Department of Corrections Reimbursement and Education Fund			1,803,088
	General Revenue Fund			42,747
Employment Security				
		14	5,427,799	
	Unemployment Compensation Trust Fund			5,207,374
	Federal Title III Social Security and Employment Service Fund			220,425

APPENDIX A

AGENCY FEES BY AGENCY AND FUND

Agency Name	Fund Name	Number of Fees	Fee Receipts	Receipts by Fund
Financial and Professional Regulation		95	156,070,086	
	Illinois Worker's Compensation Commission Operations Fund			24,619,072
	Bank and Trust Company Fund			23,057,091
	Insurance Producer Administration Fund			22,652,982
	Insurance Financial Regulation Fund			19,096,878
	General Professions Dedicated Fund			11,321,995
	Savings and Residential Finance Regulatory Fund			10,704,372
	Nursing Dedicated and Professional Fund			10,062,108
	Financial Institution Fund			8,552,501
	Real Estate License Administration Fund			7,266,941
	Illinois State Medical Disciplinary Fund			5,036,335
	Illinois State Pharmacy Disciplinary Fund			3,709,896
	Appraisal Administration Fund			2,785,890
	General Revenue Fund			2,004,781
	Public Pension Regulation Fund			1,482,581
	Design Professionals Administration and Investigation Fund			1,314,523
	Auction Regulation Administration Fund			623,300
	Registered Certified Public Accountants' Administration and Disciplinary Fund			470,556
	Optometric Licensing and Disciplinary Board Fund			439,458
	Home Inspector Administration Fund			311,421
	Illinois State Dental Disciplinary Fund			246,456
	Pawnbroker Regulation Fund			163,930
	Credit Union Fund			63,556
Illinois State Podiatric Disciplinary Fund			52,142	
Hearing Instrument Dispenser Examining and Disciplinary Fund			31,320	
Real Estate Research and Education Fund			0	
Auction Recovery Fund			0	
Human Rights		1	40	
	General Revenue Fund			40
Human Services		18	30,070,042	
	Mental Health Fund			26,073,813
	Early Intervention Services Revolving Fund			3,788,162
	Special Revenue Fund			109,127
	General Revenue Fund			98,638
	Vocational Rehabilitation Fund			302
	USDA Women, Infants and Children Fund			0
	Community MH/DD Service Provider Participation Fee Fund			0
Labor		14	915,061	
	General Revenue Fund			501,374
	Child Labor and Day and Temporary Labor Services Enforcement Fund			413,687
Military Affairs		1	334,059	
	Military Affairs Trust Fund			334,059
Healthcare and Family Services		7	894,570,273	
	County Provider Trust Fund			816,171,454
	Long Term Care Provider Fund			53,081,700
	Care Provider Fund for Persons with Developmental Disability			20,438,963
	General Revenue Fund			3,648,911
	Provider Inquiry Trust			751,175
	Medicaid Buy-In Program Revolving Fund			475,566
	Public Aid Recoveries Trust Fund			2,504

APPENDIX A

AGENCY FEES BY AGENCY AND FUND

Agency Name	Fund Name	Number of Fees	Fee Receipts	Receipts by Fund
Public Health		63	28,675,606	
	Metabolic Screening and Treatment Fund			8,516,508
	Public Health Laboratory Services Revolving Fund			2,516,028
	General Revenue Fund			2,333,174
	Illinois Health Facilities Planning Fund			2,289,548
	Death Certificate Surcharge Fund			1,847,369
	Lead Poisoning, Screening, Prevention and Abatement Fund			1,784,005
	Health Facility Plan Review Fund			1,684,770
	Plumbing Licensure and Program Fund			1,631,705
	Long Term Care Monitor/Receiver Fund			1,575,024
	Food and Drug Safety Fund			1,275,290
	Public Health Services Fund			684,892
	Innovations in Long-term Care Quality Demonstration Grants Fund			684,891
	Illinois School Asbestos Abatement Fund			568,765
	Tanning Facility Permit Fund			318,075
	Facility Licensing Fund			280,275
	Pesticide Control Fund			185,480
	Public Health State Projects Fund			132,785
	Assisted Living and Shared Housing Regulatory Fund			101,646
	EMS Assistance Fund			81,246
	Public Health Water Permit Fund			69,300
	Regulatory Evaluation and Basic Enforcement Fund			46,900
	Hearing Instrument Dispenser Examining and Disciplinary Fund			41,980
Safe Bottled Water Fund			25,150	
Illinois Adoption Registry and Medical Information Exchange Fund			800	
Revenue		48	154,494,591	
	Underground Storage Tank Fund			58,656,227
	Personal Property Tax Replacement Fund			24,525,299
	Rental Housing Support Program Fund			23,000,000
	Used Tire Management Fund			12,948,477
	General Revenue Fund			8,421,438
	Dram Shop Fund			5,751,158
	Coal Technology Development Assistance Fund			5,241,242
	Renewable Energy Resources Trust Fund			5,241,242
	Emergency Public Health Fund			3,408,244
	Supplemental Low Income Energy Assistance Fund			3,000,000
	Drycleaner Environmental Response Trust Fund			1,253,956
	State Gaming Fund			918,474
	Petroleum Resources Revolving Fund			555,821
	Illinois Gaming Law Enforcement Fund			550,750
	Common School Fund			354,228
	Motor Fuel Tax - State Fund			332,694
	State Lottery Fund			140,575
	Racing Board Fingerprint License Fund			98,190
	Tax Compliance and Administration Fund			96,576
	Long Term Care Provider Fund			0
	Statewide Economic Development Fund			0
	Hospital Provider Fund			0
State Police		15	19,166,119	
	State Police Services Fund			14,157,068
	State Offender DNA Identification System Fund			2,449,292
	State Police DUI Fund			714,828
	State Crime Laboratory Fund			706,218
	Wildlife and Fish Fund			691,719
	Firearm Owner's Notification Fund			231,259
	General Revenue Fund			202,126
State Police Wireless Service Fund			13,609	

APPENDIX A

AGENCY FEES BY AGENCY AND FUND

Agency Name	Fund Name	Number of Fees	Fee Receipts	Receipts by Fund
Transportation		29	20,988,829	
	Road Fund			20,054,576
	Air Transportation Revolving Fund			653,448
	Aeronautics Fund			280,805
Veterans' Affairs		20	13,009,571	
	Quincy Veterans Home Fund			6,736,255
	Manteno Veterans Home Fund			4,045,973
	LaSalle Veterans Home Fund			1,434,356
	Anna Veterans Home Fund			792,920
	General Revenue Fund			67
Arts Council		1	900	
	Arts Council Restricted Funds			900
Capital Development Board		3	5,934,009	
	Capital Development Board Revolving Fund			5,934,009
Civil Service Commission		1	0	
	General Revenue Fund			0
Commerce Commission		6	7,145,721	
	Transportation Regulatory Fund			5,182,602
	Public Utility Fund			1,963,119
Drycleaner Environmental Response Trust Fund Council		2	1,168,534	
	Drycleaner Environmental Response Trust Fund			1,168,534
Court of Claims		2	7,711	
	General Revenue Fund			7,711
Environmental Protection Agency		31	81,326,958	
	Solid Waste Management Fund			25,161,949
	Clean Air Act (CAA) Permit Fund			19,337,786
	Illinois Clean Water Fund			16,411,039
	Environmental Protection Permit and Inspection Fund			12,269,478
	Subtitle D Management Fund			2,772,882
	Community Water Supply Laboratory Fund			2,629,049
	Hazardous Waste Fund			1,571,088
	Environmental Laboratory Certification Fund			526,800
	Hazardous Waste Research Fund			418,897
	Vehicle Inspection Fund			106,680
	Alternative Compliance Market Account Fund			92,162
	Hazardous Waste Occupational Licensing Fund			13,500
	Pollution Control Board Fund			12,043
	Industrial Hygiene Regulatory and Enforcement Fund			3,605
Guardianship and Advocacy Commission		2	70,703	
	Guardianship and Advocacy Fund			70,703
Historic Preservation		11	3,595,444	
	Presidential Library and Museum Operating Fund			3,254,238
	Illinois Historic Sites Fund			341,206
	General Revenue Fund			0
Human Rights, Commission on		1	0	
	General Revenue Fund			0
Illinois Criminal Justice Information Authority		1	6,274,991	
	Motor Vehicle Theft Prevention Trust Fund			6,274,991
Illinois Educational Labor Relations Board		1	173	
	General Revenue Fund			173
Illinois Housing Development Authority		17	13,717,634	
	IHDA Administrative Fund			13,717,634
	Single Family Mortgage Purchase Program Fund			0
Illinois State Board of Investments		1	275	
	Illinois State Board of Investments Fund			275

APPENDIX A

AGENCY FEES BY AGENCY AND FUND

Agency Name	Fund Name	Number of Fees	Fee Receipts	Receipts by Fund
Illinois State Toll Highway Authority		16	578,058,765	
	Illinois State Toll Highway Revenue Fund			578,058,765
Illinois Violence Prevention Authority		1	0	
	Violence Prevention Fund			0
Illinois Finance Authority		10	6,061,505	
	IFA Operating Fund			5,707,330
	Illinois Rural Bond Bank Trust Fund			354,175
Workers Compensation Commission		5	15,898,164	
	Rate Adjustment Fund			12,076,041
	Illinois Worker's Compensation Commission Operations Fund			2,010,373
	Second Injury Fund			1,451,910
	Self-Insurers Administration Fund			348,500
	Transcript Deposit Fund			11,340
Illinois Law Enforcement Training and Standards Board		1	35,916	
	Police Training Board Services Fund			35,916
Prisoner Review Board		1	0	
	General Revenue Fund			0
Property Tax Appeal Board		3	5,078	
	General Revenue Fund			5,078
Quad Cities Regional Economic Development Authority		1	46,823	
	Operating Fund - Quad Cities Regional Economic Development Authority			46,823
Southwestern Illinois Development Authority		8	184,504	
	SIDA Operating Fund			184,504
State Board of Education		16	1,955,211	
	Teacher Certificate Fee Revolving Fund			1,577,160
	SBE Teacher Certificate Institute Fund			212,201
	General Revenue Fund			165,850
State Board of Elections		2	93,053	
	General Revenue Fund			93,053
Illinois Emergency Management Agency		18	23,193,438	
	Nuclear Safety Emergency Preparedness Fund			17,410,877
	Radiation Protection Fund			5,258,734
	Low Level Radioactive Waste Facility Development and Operation Fund			523,500
	General Revenue Fund			327
	Low Level Radioactive Waste Facility Closure and Compensation Fund			0
State Employees Retirement System		2	6,514	
	State Employees Retirement System Fund			6,514
Illinois Labor Relations Board		1	3,552	
	General Revenue Fund			3,552
State Police Merit Board		1	0	
	General Revenue Fund			0
State Fire Marshal		14	4,893,665	
	General Revenue Fund			3,921,307
	Fire Prevention Fund			915,558
	Underground Storage Tank Fund			56,800
Teachers' Retirement System		2	5,147	
	Teachers Retirement System Fund			5,147
Southeastern Illinois Economic Development Authority		1	12,000	
	Operating Fund - SEIEDA			12,000
Upper Illinois River Valley Development Authority		1	169,587	
	Operating Fund - Upper Illinois River Valley Development Authority			169,587
Will Kankakee Regional Development Authority		1	4,000	
	Will-Kankakee RDA Operating Fund			4,000

APPENDIX A AGENCY FEES BY AGENCY AND FUND

Agency Name	Fund Name	Number of Fees	Fee Receipts	Receipts by Fund
Board of Higher Education		1	0	0
	General Revenue Fund			
Chicago State University		13	30,474,697	30,474,697
	Chicago State University - Locally Held			
Eastern Illinois University		11	101,753,394	101,753,394
	Eastern Illinois University - Locally Held			
Governors State University		15	19,548,853	19,548,853
	Governors State University - Locally Held			
Northeastern Illinois University		36	46,334,063	46,334,063
	Northeastern Illinois University - Locally Held			
Western Illinois University		23	96,579,237	96,579,237
	Western Illinois University - Locally Held			
Illinois State University		11	147,663,286	147,663,286
	Illinois State University - Locally Held			
Northern Illinois University		13	180,526,104	180,526,104
	Northern Illinois University - Locally Held			
Southern Illinois University		35	225,511,168	225,511,168
	Southern Illinois University - Locally Held			
University of Illinois		7	572,064,700	572,064,700
	University of Illinois - Locally Held			
Illinois Student Assistance Commission		3	2,341,666	2,341,666
	Illinois Prepaid Tuition Trust Fund			0
	Federal Student Loan Fund			0
	Illinois Student Assistance Commission Higher EdNet Fund			0
Illinois Mathematics and Science Academy		1	1,043,160	604,015
	Illinois Mathematics and Science Academy - Locally Held			439,145
	Illinois Mathematics and Science Academy Income Fund			
Universities Retirement System		3	15,404	15,404
	State University Retirement Fund			
Universities Civil Service Merit Board		1	8	8
	General Revenue Fund			
TOTAL		1,349	\$5,599,129,489	

APPENDIX B

FEES WITH RECEIPTS OF \$1 MILLION OR OVER

Fee Name	Agency Name	Receipts
County Hospital Services Provider Participation Fee	Healthcare and Family Services	\$816,171,454
Registration Fee for First Division Motor Vehicles	Secretary of State	697,327,644
Tolls	Illinois State Toll Highway Authority	548,781,641
Tuition	University of Illinois	457,685,886
Proportional Registration Fee-(Foreign IRP)	Secretary of State	219,155,089
Certificate of Title	Secretary of State	194,623,130
Annual Franchise Tax	Secretary of State	142,364,767
Second Division Vehicle Registration	Secretary of State	99,324,283
Tuition	Northern Illinois University	94,694,594
SIUC Tuition	Southern Illinois University	91,142,732
Tuition	Illinois State University	75,552,734
Commercial Distribution Fee	Secretary of State	75,444,217
Health Insurance Collections From Local Governmental Units	Central Management Services	67,071,747
Drivers History Fees	Secretary of State	66,824,604
Environmental Impact Fee	Revenue	58,656,227
Long Term Care Provider Participation Fee	Healthcare and Family Services	53,081,700
Educational Operational Fees	Eastern Illinois University	50,282,960
Tuition	Southern Illinois University	48,845,365
Tuition	Western Illinois University	47,026,134
Residential Life	Illinois State University	39,622,293
Tuition	Northeastern Illinois University	37,300,236
Residential Life	Northern Illinois University	36,724,046
General Fee	University of Illinois	35,229,103
General Student Fees	Northern Illinois University	33,209,010
Room and Board	Eastern Illinois University	32,326,465
Service Fee	University of Illinois	30,849,090
Trailer Registration Fee	Secretary of State	30,707,502
SIUC Housing Room and Board	Southern Illinois University	28,086,282
Registration Fees	Illinois State University	27,181,960
Recipient's Service Charge	Human Services	26,073,682
SIUC Mandatory Student Fees	Southern Illinois University	25,638,289
Solid Waste Management Fee	Environmental Protection Agency	25,161,949
Industrial Commission Surcharge	Financial and Professional Regulation	24,619,072
Telecommunication Infrastructure Maintenance Fee	Revenue	24,525,299
Hunting Licenses and Permits	Natural Resources	24,355,674
Annual Report Filing Fee	Secretary of State	24,023,550
Toll Violations	Illinois State Toll Highway Authority	23,901,016
Tuition	Chicago State University	23,678,209
Rental Housing Support State Surcharge	Revenue	23,000,000
All Producers Licenses	Financial and Professional Regulation	22,652,982
Securities Salesperson Re-Registration Filing Fee	Secretary of State	21,475,650
Health Insurance Fee	University of Illinois	21,369,770
Long Term Care-Developmentally Disabled Provider Fee	Healthcare and Family Services	20,438,963

APPENDIX B

FEES WITH RECEIPTS OF \$1 MILLION OR OVER

Fee Name	Agency Name	Receipts
Health Service Fee	University of Illinois	20,210,884
Annual Report Filing Fee - Limited Liability Company	Secretary of State	19,917,353
Clean Air Act Title V Permit Fee	Environmental Protection Agency	19,337,786
All Financial Regulation Fees	Financial and Professional Regulation	19,096,878
Farm Truck Registration/Renewal	Secretary of State	18,829,356
Oversize/Overweight Permits	Transportation	17,473,727
Traffic and Criminal Conviction Surcharge Fund	Treasurer	17,435,025
Nuclear Power Reactor Annual Fee	Illinois Emergency Management Agency	17,140,377
Tire User Fee	Revenue	16,356,721
Vanity License Plate Renewal Fee	Secretary of State	16,210,127
Tuition	Governors State University	16,119,307
National Pollutant Discharge Elimination Permit Fee	Environmental Protection Agency	16,110,156
Driver's License Four Year Renewal Fee	Secretary of State	15,851,760
Student Fee Programs	Eastern Illinois University	14,397,435
Examination Fees - Banking	Financial and Professional Regulation	13,975,320
Standard Identification Original or Duplicate Card Fee	Secretary of State	13,474,666
Fingerprint Program	State Police	12,733,410
Student Fees (Academic Year)	Western Illinois University	12,338,296
Rate Adjustment Fund Assessment	Workers Compensation Commission	12,076,041
Articles of Organization Filing Fee - Limited Liability Company	Secretary of State	11,973,428
Trauma Center Fund	Treasurer	11,877,105
Transfer/Upgrade Registration Fee Without Reclass	Secretary of State	11,776,378
Liquor License Fees	Revenue	11,051,562
University Housing Rental Rates	Southern Illinois University	10,924,603
Motorcycle Registration Fee	Secretary of State	10,601,037
Renewable Energy Resource Fee	Revenue	10,482,484
Personalized License Plate Fee	Secretary of State	9,914,280
Registered/Licensed Practical Nurse Associated Fees	Financial and Professional Regulation	9,895,418
Fishing Licenses	Natural Resources	9,817,355
Violent Crime Victims Assistance Fund	Treasurer	8,845,682
Revocation Fee GRF	Secretary of State	8,562,050
Newborn Metabolic Screening	Public Health	8,516,508
Vehicle Late Sticker Renewal Fee	Secretary of State	8,514,260
Penalties/Interest for Delinquent Filings	Secretary of State	8,064,713
Room-Double	Western Illinois University	7,875,466
Mileage Truck Registration	Secretary of State	7,786,928
Camping Fees	Natural Resources	7,157,630
Real Estate Fees	Financial and Professional Regulation	6,758,541
Campus Transportation Fee	University of Illinois	6,658,152
Securities Salesperson Registration Filing Fee	Secretary of State	6,595,350
Articles of Incorporation Filing Fee	Secretary of State	6,532,350
Course Specific Fees	Northern Illinois University	6,389,986
Motor Vehicle Theft Prevention Act (Assessments)	Illinois Criminal Justice Information Authority	6,274,991

APPENDIX B

FEES WITH RECEIPTS OF \$1 MILLION OR OVER

Fee Name	Agency Name	Receipts
Renewal Registration Fee (Investment Fund Shares)	Secretary of State	6,113,540
Driver's Education Fund	Treasurer	6,018,547
DUI Violations to General Revenue Fund	Treasurer	5,968,800
Room-Single	Western Illinois University	5,939,052
Contract Administration Fees	Capital Development Board	5,933,700
Mortgage Banking Fee	Financial and Professional Regulation	5,846,659
Contract Administration Fees	Illinois Housing Development Authority	5,679,631
Member Maintenance Fee - Quincy	Veterans' Affairs	5,342,530
Board-A La Carte Plus	Western Illinois University	5,262,374
Franchise Dealer License Fee	Secretary of State	5,077,625
Late Filing of UI Wage Report	Employment Security	5,003,721
Expedited Services Fee	Secretary of State	5,003,120
Commercial Driver Instruction Permit	Secretary of State	4,926,005
Physician, Surgeon Chiropractor Associated Fees	Financial and Professional Regulation	4,860,739
Student Health Insurance	Northern Illinois University	4,805,977
Mandatory Arbitration Filing Fee	Supreme Court	4,784,838
University Housing Board Plan	Southern Illinois University	4,766,451
Boat Registration	Natural Resources	4,557,241
Room-Super Single	Western Illinois University	4,337,994
Administration Fee	Illinois Finance Authority	4,225,503
Drug Treatment Fund	Treasurer	4,129,986
Circuit Breaker	Secretary of State	4,081,725
Communications Revolving Fund Collections from Non-State Entities	Central Management Services	3,989,525
Service Fees	Illinois Housing Development Authority	3,959,466
University Center Fee	Southern Illinois University	3,956,348
Illinois State Fair	Agriculture	3,938,189
Original Drivers License Instruction Permit Fee	Secretary of State	3,829,070
Duplicate or Corrected Driver's License or Permit Fee	Secretary of State	3,816,489
Early Intervention Family Fee	Human Services	3,788,162
Motor or Mini Motor Home, Truck or Van Camper	Secretary of State	3,744,881
Board-A La Carte Plus II	Western Illinois University	3,691,200
Boiler and Pressure Vessel Inspection and Certification Fee.	State Fire Marshal	3,651,746
Child Health Insurance	Healthcare and Family Services	3,648,911
Replacement Registration Sticker Fee	Secretary of State	3,584,671
Returned Check Amount	Secretary of State	3,568,679
Applicator License, Economic Poison Prod. Reg., Restricted Use Lic., Penalties	Agriculture	3,492,190
Barber, Cosmetology, Esthetician, and Nail Technician Related Fees	Financial and Professional Regulation	3,465,786
Pharmacy Associated Fees	Financial and Professional Regulation	3,460,822
Examination Fees - EDP	Financial and Professional Regulation	3,410,226
Franchise and Franchise Renewal Fees	Commerce Commission	3,390,459
Private Detective, Alarm and Security Related Fees	Financial and Professional Regulation	3,187,570
Weights & Measures Inspection Fees & Penalties; Registered Repairman Reg.	Agriculture	3,184,111
Expedited Services Fee for LLC	Secretary of State	3,075,172

APPENDIX B

FEES WITH RECEIPTS OF \$1 MILLION OR OVER

Fee Name	Agency Name	Receipts
Member Maintenance Fee - Manteno	Veterans' Affairs	3,072,575
Tuition (Quad Cities)	Western Illinois University	3,020,799
Abraham Lincoln Presidential Library & Museum Admission Fees	Historic Preservation	3,012,519
Energy Assistance Fee	Revenue	3,000,000
Slip Rental	Natural Resources	2,984,987
Loan Originator Fees	Financial and Professional Regulation	2,965,564
Reclassification and Upgrade Fee for Second Division Vehicles	Secretary of State	2,861,004
Sportsmen Combination Hunting and Fishing License	Natural Resources	2,796,483
Appraisal Fees	Financial and Professional Regulation	2,785,890
Subtitle D Management Fee	Environmental Protection Agency	2,772,882
Mandatory Insurance	Secretary of State	2,757,400
Examination Fees - International	Financial and Professional Regulation	2,741,799
Title Insurance Fees	Financial and Professional Regulation	2,714,303
Title Insurance Retaliatory Fee	Financial and Professional Regulation	2,703,728
Air Construction Permit Fee	Environmental Protection Agency	2,679,000
Tuition (Extension)	Western Illinois University	2,641,349
Annual Testing Fees for Analytical Services	Environmental Protection Agency	2,629,049
Radioactive Material License Fees	Illinois Emergency Management Agency	2,480,996
Recreational Trailer (RT) Registration/Renewal	Secretary of State	2,476,912
State Offender DNA Identification System Fund	State Police	2,449,292
Fees for Laboratory Tests	Public Health	2,437,661
One-Trip Fee	Secretary of State	2,421,102
Parking Permits, Fines, Lot Usage, Event Parking	Illinois State University	2,385,032
Statutory Summary Suspension Fee (Any)	Secretary of State	2,371,140
Application and Other Fees	Illinois Student Assistance Commission	2,341,666
Coin-Operated Amusement Device License Fee	Revenue	2,292,016
Health Care Facility Certificate of Need/Permit Application	Public Health	2,289,548
Corporate Fiduciary Regulatory Fee	Financial and Professional Regulation	2,246,651
Application for Reinstatement Filing Fee	Secretary of State	2,194,000
Board-A La Carte	Western Illinois University	2,159,724
Residence Hall Fees	Chicago State University	2,153,502
Concessions	Illinois State Toll Highway Authority	2,134,355
Parking Fees and Fines	Northern Illinois University	2,119,967
Textbook Rental Fee	Southern Illinois University	2,080,736
Law Enforcement Agencies Data System (LEADS) Maintenance Fund	Treasurer	2,076,471
Financing Statement Filing Fee - Uniform Commercial Code	Secretary of State	2,070,300
Air Pollution Operating Permit Fee	Environmental Protection Agency	2,059,685
University Student Union Fee	Chicago State University	2,016,853
Industrial Commission Operations Fund	Workers Compensation Commission	2,010,373
Fines, Penalties and Interest	Financial and Professional Regulation	2,004,781
Student Welfare and Activity Fee	Southern Illinois University	1,990,239
Security Authorization	Commerce Commission	1,955,731
Suspension Reinstatement Fee	Secretary of State	1,947,010

APPENDIX B

FEES WITH RECEIPTS OF \$1 MILLION OR OVER

Fee Name	Agency Name	Receipts
Special Hauling Vehicle Permit Fee	Secretary of State	1,923,500
Parking Permit Fee	Northeastern Illinois University	1,912,582
Illinois Century Network Collections from Non-State Entities	Central Management Services	1,854,274
Death Certificate Surcharge	Public Health	1,847,369
Federally Covered Investment Advisor Representative Renewal	Secretary of State	1,843,800
Misc Rental Fees	Natural Resources	1,817,906
State Surplus Property Collections From Non-State Entities	Central Management Services	1,786,511
Tow Truck Registration	Secretary of State	1,760,331
Tax Credit Reservation Fee	Illinois Housing Development Authority	1,750,767
Hazardous Waste Fee	Environmental Protection Agency	1,745,653
Application for Admission for Filing Fee	Secretary of State	1,734,975
Safe Driver Renewal	Secretary of State	1,716,800
Athletic Fee	Southern Illinois University	1,671,223
Commuter Center Fee	Northeastern Illinois University	1,669,945
State Habitat Stamp	Natural Resources	1,637,198
Sewer Construction Permit Application Fee	Environmental Protection Agency	1,620,050
Penalty Filing Fee	Secretary of State	1,614,435
Radiation Machine Inspection and Registration	Illinois Emergency Management Agency	1,602,233
Consumer Installment Loan Fees	Financial and Professional Regulation	1,589,283
Vital Records Registry	Public Health	1,584,837
Securities Dealer Re-Registration Fee	Secretary of State	1,557,000
Health Insurance Fee	Northeastern Illinois University	1,524,238
Lead Poisoning Test Billed to Public Aid	Public Health	1,495,333
Copy Fee for Any Paper Related to a Corporation	Secretary of State	1,485,371
Pension Annual Statement Filing Fee	Financial and Professional Regulation	1,482,581
Second Injury Fund	Workers Compensation Commission	1,451,910
Taxi, Livery, Ambulance, Medicar, Funeral Home Registration Fee	Secretary of State	1,444,415
Environmental Plate Initial Registration Fee	Secretary of State	1,439,899
Alternate Fuel Fee	Secretary of State	1,424,720
Student Fitness Center Fee	Southern Illinois University	1,423,067
IRP (International Registration Plan) Illinois Audit Assessment	Secretary of State	1,410,497
Maintenance Payments from Incarcerated Persons	Corrections	1,393,494
Potentially Infectious Med. Waste Transporter Fee	Environmental Protection Agency	1,389,189
Campus Recreation Fees	Illinois State University	1,378,378
Monthly Aid & Attendance - Quincy	Veterans' Affairs	1,369,921
Nursing Homes Civil Money Penalties	Public Health	1,369,783
Drycleaning Facility License Fee	Revenue	1,350,532
Plan Review Fee	Public Health	1,337,602
Statutory Summary Fee	Secretary of State	1,337,160
Executive/Professional M.B.A. Course	Northern Illinois University	1,315,569
Teacher Certificate Fee	State Board of Education	1,302,000
Mandatory Arbitration Finding Rejection Fee	Supreme Court	1,300,980
SIUC Course Specific Fees	Southern Illinois University	1,290,744
Vanity Motor Vehicle License Plate Fee (1st Issuance)	Secretary of State	1,243,252
Lobbyist Registration Fee	Secretary of State	1,242,270
Public Service Activities	Eastern Illinois University	1,203,079
Illinois State Fair - Non-Fair Space	Agriculture	1,191,042
Food Service Sanitation Manager Certificate	Public Health	1,187,647

APPENDIX B

FEES WITH RECEIPTS OF \$1 MILLION OR OVER

Fee Name	Agency Name	Receipts
College Savings Pool Fees	Treasurer	1,186,391
Professional Engineering Associated Fees	Financial and Professional Regulation	1,176,649
Charitable Trust Fees	Attorney General	1,171,680
Dealers, Manufacturers, and Transporters Duplicate Plate	Secretary of State	1,168,096
Filing and Application Fees	Commerce Commission	1,160,423
Firearm Owner's Identification Card	State Police	1,156,822
Commercial Feed Product Registration, Annual Registration and Tonnage Fee	Agriculture	1,151,608
Du Quoin State Fair	Agriculture	1,150,847
Plumbers Licensing Program	Public Health	1,140,565
Member Maintenance Fee - LaSalle	Veterans' Affairs	1,133,246
Rental of Right-of-Way	Transportation	1,131,692
Academic Enhancement Fee	Governors State University	1,123,089
Insurance Premium	Drycleaner Environmental Response Trust Fund	1,119,900
Savings and Loan Supervisory Fee	Financial and Professional Regulation	1,116,861
Farm Trailer Registration Fee	Secretary of State	1,116,786
Uniform Hazardous Waste Manifest Fee	Environmental Protection Agency	1,104,387
Timber Buyers and Harvesters	Natural Resources	1,072,885
Development Fee	Illinois Housing Development Authority	1,064,763
Annual Fee	Illinois Finance Authority	1,062,645
Assumed Corporate Name Renewal Fee	Secretary of State	1,045,840
Student Fees	Illinois Mathematics and Science Academy	1,043,160
Motor Vehicle Registration List Fee	Secretary of State	1,041,941
Computer Science Fee	Northeastern Illinois University	1,037,353
Concession Revenue	Natural Resources	1,028,490

APPENDIX C FEE REVENUE BY AGENCY

Agency Name	Fiscal Year	Number of Fees	Receipts
<i>Legislative</i>			
<i>General Assembly</i>	2006	11	117,326
	2005	11	111,587
<i>Auditor General</i>	2006	1	0
	2005	1	0
<i>Legislative Information System</i>	2006	1	0
	2005	1	0
<i>Legislative Reference Bureau</i>	2006	3	4,255
	2005	3	5,630
<i>Administrative Rules, Joint Committee on</i>	2006	2	38,856
	2005	2	29,456
	Total 2006	18	\$160,437
	Total 2005	18	\$146,673
<i>Judicial</i>			
<i>Supreme Court</i>	2006	40	7,065,980
	2005	46	6,113,866
<i>State's Attorney Appellate Prosecutor</i>	2006	2	103,200
	2005	3	36,165
	Total 2006	42	\$7,169,180
	Total 2005	49	\$6,150,031
<i>Constitutional</i>			
<i>Governor</i>	2006	1	112,087
	2005	1	84,689
<i>Lieutenant Governor</i>	2006	1	0
	2005	1	0
<i>Attorney General</i>	2006	3	1,538,874
	2005	3	1,543,265
<i>Secretary of State</i>	2006	468	1,875,519,667
	2005	451	1,966,913,652
<i>Comptroller</i>	2006	22	206,079
	2005	22	286,448
<i>Treasurer</i>	2006	17	58,342,620
	2005	15	48,052,240
	Total 2006	512	\$1,935,719,327
	Total 2005	493	\$2,016,880,294

APPENDIX C FEE REVENUE BY AGENCY

Agency Name	Fiscal Year	Number of Fees	Receipts
<i>Departments</i>			
<i>Aging</i>	2006	3	131,170
	2005	3	411,736
<i>Agriculture</i>	2006	36	18,238,573
	2005	35	18,667,057
<i>Central Management Services</i>	2006	11	76,592,462
	2005	10	75,468,013
<i>Children and Family Services</i>	2006	1	765
	2005	1	741
<i>Commerce and Economic Opportunity</i>	2006	7	147,072
	2005	9	177,994
<i>Natural Resources</i>	2006	31	61,676,877
	2005	31	49,820,077
<i>Corrections</i>	2006	5	1,845,835
	2005	5	1,876,627
<i>Employment Security</i>	2006	14	5,427,799
	2005	13	5,054,406
<i>Financial and Professional Regulation</i>	2006	95	156,070,086
	2005	92	161,742,455
<i>Human Rights</i>	2006	1	40
	2005	1	15
<i>Human Services</i>	2006	18	30,070,042
	2005	18	26,352,130
<i>Labor</i>	2006	14	915,061
	2005	16	697,524
<i>Military Affairs</i>	2006	1	334,059
	2005	1	241,266

APPENDIX C FEE REVENUE BY AGENCY

Agency Name	Fiscal Year	Number of Fees	Receipts
<i>Departments (concluded)</i>			
<i>Healthcare and Family Services</i>			
	2006	7	894,570,273
	2005	8	1,605,688,456
<i>Public Health</i>			
	2006	63	28,675,606
	2005	63	26,073,087
<i>Revenue</i>			
	2006	48	154,494,591
	2005	46	123,319,895
<i>State Police</i>			
	2006	15	19,166,119
	2005	17	16,790,669
<i>Transportation</i>			
	2006	29	20,988,829
	2005	35	19,819,721
<i>Veterans' Affairs</i>			
	2006	20	13,009,571
	2005	19	13,323,327
	Total 2006	419	\$ 1,482,354,830
	Total 2005	423	\$ 2,145,525,196
<i>Other Agencies</i>			
<i>Arts Council</i>			
	2006	1	900
	2005	1	625
<i>Capital Development Board</i>			
	2006	3	5,934,009
	2005	3	5,136,020
<i>Civil Service Commission</i>			
	2006	1	0
	2005	1	0
<i>Commerce Commission</i>			
	2006	6	7,145,721
	2005	6	7,092,900
<i>Drycleaner Environmental Response Trust Fund Council</i>			
	2006	2	1,168,534
	2005	2	1,211,420

APPENDIX C FEE REVENUE BY AGENCY

Agency Name	Fiscal Year	Number of Fees	Receipts
<i>Other Agencies (continued)</i>			
<i>Court of Claims</i>	2006	2	7,711
	2005	2	8,179
<i>Environmental Protection Agency</i>	2006	31	81,326,958
	2005	31	77,207,221
<i>Guardianship and Advocacy Commission</i>	2006	2	70,703
	2005	2	73,909
<i>Historic Preservation</i>	2006	11	3,595,444
	2005	11	1,033,046
<i>Human Rights, Commission on</i>	2006	1	0
	2005	1	0
<i>Illinois Criminal Justice Information Authority</i>	2006	1	6,274,991
	2005	1	6,002,644
<i>Illinois Educational Labor Relations Board</i>	2006	1	173
	2005	1	170
<i>Illinois Housing Development Authority</i>	2006	17	13,717,634
	2005	16	12,895,129
<i>Illinois State Board of Investments</i>	2006	1	275
	2005	1	135
<i>Illinois State Toll Highway Authority</i>	2006	16	578,058,765
	2005	15	529,525,102
<i>Illinois Violence Prevention Authority</i>	2006	1	0
	2005	1	0
<i>Illinois Finance Authority</i>	2006	10	6,061,505
	2005	9	6,847,863
<i>Workers Compensation Commission</i>	2006	5	15,898,164
	2005	5	12,932,309

APPENDIX C FEE REVENUE BY AGENCY

Agency Name	Fiscal Year	Number of Fees	Receipts
<i>Other Agencies (concluded)</i>			
<i>Illinois Law Enforcement Training and Standards Board</i>	2006	1	35,916
	2005	1	30,512
<i>Prisoner Review Board</i>	2006	1	0
	2005	1	0
<i>Property Tax Appeal Board</i>	2006	3	5,078
	2005	3	4,515
<i>Quad Cities Regional Economic Development Authority</i>	2006	1	46,823
	2005	1	46,334
<i>Southwestern Illinois Development Authority</i>	2006	8	184,504
	2005	8	148,218
<i>State Board of Education</i>	2006	16	1,955,211
	2005	24	2,244,632
<i>State Board of Elections</i>	2006	2	93,053
	2005	2	46,266
<i>Illinois Emergency Management Agency</i>	2006	18	23,193,438
	2005	18	34,787,416
<i>State Employees Retirement System</i>	2006	2	6,514
	2005	2	6,600
<i>Illinois Labor Relations Board</i>	2006	1	3,552
	2005	1	1,328
<i>State Police Merit Board</i>	2006	1	0
	2005	1	0
<i>State Fire Marshal</i>	2006	14	4,893,665
	2005	23	4,580,000
<i>Teachers' Retirement System</i>	2006	2	5,147
	2005	2	5,631
<i>Southeastern Illinois Economic Development Authority*</i>	2006	1	12,000
	2005	1	12,000
<i>Upper Illinois River Valley Development Authority</i>	2006	1	169,587
	2005	1	176,610
<i>Will Kankakee Regional Development Authority</i>	2006	1	4,000
	2005	1	8,000
		Total 2006	185
		Total 2005	198
			\$749,869,975
			\$702,052,734

APPENDIX C FEE REVENUE BY AGENCY

Agency Name	Fiscal Year	Number of Fees	Receipts
<i>Higher Education</i>			
<i>Board of Higher Education</i>			
	2006	1	0
	2005	16	383,100
<i>Chicago State University</i>			
	2006	13	30,474,697
	2005	13	27,777,427
<i>Eastern Illinois University</i>			
	2006	11	101,753,394
	2005	11	91,037,196
<i>Governors State University</i>			
	2006	15	19,548,853
	2005	14	17,953,453
<i>Northeastern Illinois University</i>			
	2006	36	46,334,063
	2005	35	40,180,344
<i>Western Illinois University</i>			
	2006	23	96,579,237
	2005	23	88,739,280
<i>Illinois State University</i>			
	2006	11	147,663,286
	2005	11	136,773,705
<i>Northern Illinois University</i>			
	2006	13	180,526,104
	2005	12	164,687,749
<i>Southern Illinois University</i>			
	2006	35	225,511,168
	2005	95	208,517,419
<i>University of Illinois</i>			
	2006	7	572,064,700
	2005	9	546,867,784
<i>Illinois Student Assistance Commission</i>			
	2006	3	2,341,666
	2005	3	2,434,759
<i>Illinois Mathematics and Science Academy</i>			
	2006	1	1,043,160
	2005	1	1,012,399
<i>Universities Retirement System</i>			
	2006	3	15,404
	2005	3	8,787
<i>Universities Civil Service Merit Board</i>			
	2006	1	8
	2005	1	0
	Total 2006	173	\$1,423,855,740
	Total 2005	247	\$1,326,373,402
	Grand Total 2006	1,349	\$5,599,129,489
	Grand Total 2005	1,428	\$6,197,128,330

* New reporting agency

APPENDIX D FEE REVENUE BY FUND

Fund	Fiscal Year 2005 Receipts	Fiscal Year 2006 Receipts
Road Fund	\$892,928,043	\$862,968,110
County Provider Trust Fund	895,751,797	816,171,454
Illinois State Toll Highway Revenue Fund	529,525,102	578,058,765
University of Illinois - Locally Held	546,867,784	572,064,700
State Construction Account Fund	513,233,967	495,044,458
General Revenue Fund	507,291,491	472,531,252
Southern Illinois University - Locally Held	208,517,419	225,511,168
Northern Illinois University - Locally Held	164,687,749	180,526,104
Illinois State University - Locally Held	136,773,705	147,663,286
Eastern Illinois University - Locally Held	91,037,196	101,753,394
Western Illinois University - Locally Held	88,739,280	96,579,237
Local Government Health Insurance Reserve Fund	68,056,355	67,071,747
Underground Storage Tank Fund	51,903,861	58,713,027
Long Term Care Provider Fund	47,968,399	53,081,700
Northeastern Illinois University - Locally Held	40,180,344	46,334,063
Wildlife and Fish Fund	30,156,039	40,239,996
Chicago State University - Locally Held	27,777,427	30,474,697
Illinois Workers' Compensation Commission Operations Fund	25,018,385	26,629,445
Mental Health Fund	22,687,619	26,073,813
Solid Waste Management Fund	25,895,921	25,161,949
Personal Property Tax Replacement Fund	25,911,094	24,525,299
Secretary of State Special Services Fund	23,729,067	23,324,193
Bank and Trust Company Fund	23,453,807	23,057,091
Rental Housing Support Program Fund	0	23,000,000
Insurance Producer Administration Fund	21,235,521	22,652,982
Care Provider Fund for Persons with Developmental Disability	20,602,885	20,438,963
Governors State University - Locally Held	17,953,453	19,548,853
Clean Air Act (CAA) Permit Fund	15,748,968	19,337,786
Insurance Financial Regulation Fund	20,347,788	19,096,878
Drivers Education Fund	17,982,475	17,802,359
Traffic and Criminal Conviction Surcharge Fund	15,177,389	17,435,025
Nuclear Safety Emergency Preparedness Fund	28,600,670	17,410,877
Illinois Clean Water Fund	14,589,574	16,411,039
State Police Services Fund	12,234,617	14,157,068
IHDA Administrative Fund	12,895,129	13,717,634
Used Tire Management Fund	13,519,469	12,948,477
Environmental Protection Permit and Inspection Fund	12,459,154	12,269,478
Rate Adjustment Fund	9,292,190	12,076,041
Motor Vehicle License Plate Fund	12,888,448	11,976,808
Trauma Center Fund	10,859,330	11,877,105
General Professions Dedicated Fund	9,403,404	11,321,995
Savings and Residential Finance Regulatory Fund	12,517,322	10,704,372
Nursing Dedicated and Professional Fund	2,500,857	10,062,108
State Parks Fund	9,415,176	9,755,387
Violent Crime Victims Assistance Fund	8,493,407	8,845,682
Financial Institution Fund	8,808,490	8,552,501
Metabolic Screening and Treatment Fund	8,317,188	8,516,508

APPENDIX D FEE REVENUE BY FUND

Fund	Fiscal Year 2005 Receipts	Fiscal Year 2006 Receipts
Securities Audit and Enforcement Fund	8,454,021	8,315,566
Department of Business Services Special Operations Fund	8,117,425	8,078,292
Real Estate License Administration Fund	8,417,702	7,266,941
Quincy Veterans Home Fund	6,944,693	6,736,255
Motor Vehicle Theft Prevention Trust Fund	6,002,644	6,274,991
Mandatory Arbitration Fund	5,231,845	6,085,818
Park and Conservation Fund	6,444,230	5,988,404
Capital Development Board Revolving Fund	5,136,020	5,934,009
Communications Revolving Fund	4,594,189	5,861,123
Dram Shop Fund	5,936,045	5,751,158
IFA Operating Fund	6,688,772	5,707,330
Secretary of State Special License Plate Fund	6,217,931	5,540,401
Radiation Protection Fund	5,777,286	5,258,734
Coal Technology Development Assistance Fund	4,952,076	5,241,242
Renewable Energy Resources Trust Fund	4,952,076	5,241,242
Unemployment Compensation Trust Fund	4,799,046	5,207,374
Transportation Regulatory Fund	5,731,489	5,182,602
Illinois State Fair Fund	5,203,773	5,129,231
State Boating Act Fund	4,390,090	5,121,620
Illinois State Medical Disciplinary Fund	11,642,300	5,036,335
Drug Treatment Fund	3,793,694	4,129,986
Manteno Veterans Home Fund	4,181,754	4,045,973
Cycle Rider Safety Training Fund	4,059,170	3,829,310
Early Intervention Services Revolving Fund	3,568,278	3,788,162
Illinois State Pharmacy Disciplinary Fund	1,900,540	3,709,896
Emergency Public Health Fund	3,466,168	3,408,244
Pesticide Control Fund	3,034,534	3,353,967
Presidential Library and Museum Operating Fund	638,546	3,254,238
Weights and Measures Fund	3,797,004	3,184,111
Supplemental Low Income Energy Assistance Fund	...	3,000,000
Illinois Beach Marina Fund	2,980,443	2,984,987
Corporate Franchise Tax Refund Fund	2,869,282	2,847,295
Appraisal Administration Fund	597,092	2,785,890
Subtitle D Management Fund	2,850,657	2,772,882
Community Water Supply Laboratory Fund	3,067,593	2,629,049
Public Health Laboratory Services Revolving Fund	832,638	2,516,028
State Offender DNA Identification System Fund	1,975,447	2,449,292
Drycleaner Environmental Response Trust Fund	2,551,823	2,422,490
Illinois Prepaid Tuition Trust Fund	2,434,759	2,341,666
Motor Carrier Safety Inspection Fund	2,509,240	2,333,800
Illinois Health Facilities Planning Fund	2,277,737	2,289,548
LEADS Maintenance Fund	2,141,735	2,076,471
Public Utility Fund	1,361,411	1,963,119
Death Certificate Surcharge Fund	1,821,342	1,847,369
Department of Corrections Reimbursement Fund	1,874,208	1,803,088
Drunk and Drugged Driving Prevention Fund	2,040,710	1,799,460
State Surplus Property Revolving Fund	2,060,043	1,787,956

APPENDIX D FEE REVENUE BY FUND

Fund	Fiscal Year 2005 Receipts	Fiscal Year 2006 Receipts
Lead Poisoning, Screening, Prevention and Abatement Fund	1,491,285	1,784,005
Health Facility Plan Review Fund	1,674,343	1,684,770
Agricultural Premium Fund	1,499,446	1,645,675
Plumbing Licensure and Program Fund	1,642,922	1,631,705
Teacher Certificate Fee Revolving Fund	1,485,506	1,577,160
Long Term Care Monitor/Receiver Fund	1,214,605	1,575,024
Hazardous Waste Fund	1,431,652	1,571,088
Public Pension Regulation Fund	1,307,682	1,482,581
Second Injury Fund	1,221,065	1,451,910
LaSalle Veterans Home Fund	1,416,131	1,434,356
Alternate Fuels Fund	1,537,560	1,424,720
Secretary of State DUI Administration Fund	1,455,690	1,331,440
Illinois Habitat Fund	1,177,978	1,315,952
Design Professionals Administration and Investigation Fund	1,199,024	1,314,523
Food and Drug Safety Fund	1,300,238	1,275,290
College Savings Pool Administrative Trust Fund	...	1,186,391
Illinois Charity Bureau Fund	1,193,650	1,171,680
Illinois Forestry Development Fund	978,816	1,072,885
Feed Control Fund	1,008,082	1,026,566
Fire Prevention Fund	2,962,994	920,048
State Gaming Fund	841,739	918,474
Anna Veterans Home Fund	780,729	792,920
State Garage Revolving Fund	615,252	756,621
State Migratory Waterfowl Stamp Fund	620,196	753,883
Provider Inquiry Trust Fund	746,650	751,175
Facilities Management Revolving Fund	...	727,879
Common School Fund	676,213	726,608
State Police DUI Fund	476,555	714,828
State Crime Laboratory Fund	638,014	706,218
Public Health Services Fund	749,052	684,892
Innovations in Long-term Care Quality Demonstration Grants Fund	749,052	684,891
CDLIS/AAMVA Net Trust Fund	752,766	677,400
Illinois Department of Agriculture Laboratory Services Revolving Fund	910,034	661,244
Air Transportation Revolving Fund	757,474	653,448
Auction Regulation Administration Fund	46,250	623,300
Lobbyist Registration Administration Fund	619,950	613,400
Illinois Mathematics and Science Academy - Locally Held	539,664	604,015
Domestic Violence Shelter and Service Fund	431,776	598,036
Violence Prevention Fund	638,625	573,125
Underground Resources Conservation Enforcement Fund	561,631	570,156
Illinois School Asbestos Abatement Fund	544,831	568,765
Petroleum Resources Revolving Fund	438,717	555,821
Fertilizer Control Fund	570,087	555,372
Illinois Gaming Law Enforcement Fund	329,625	550,750
Secretary of State Federal Projects Fund	82,518	527,578
Environmental Laboratory Certification Fund	550,189	526,800
Low Level Radioactive Waste Facility Development and Operation Fund	409,055	523,500

APPENDIX D FEE REVENUE BY FUND

Fund	Fiscal Year 2005 Receipts	Fiscal Year 2006 Receipts
Off-Highway Vehicle Trails Fund	555,496	510,486
State Pheasant Fund	421,736	491,114
Agricultural Master Fund	473,993	482,137
Medicaid Buy-In Program Revolving Fund	436,686	475,566
Registered Certified Public Accountants' Administration and Disciplinary Fund	211,859	470,556
Optometric Licensing and Disciplinary Committee Fund	143,208	439,458
Illinois Mathematics and Science Academy Income Fund	472,735	439,145
Lawyers' Assistance Program Fund	419,851	425,600
Plugging and Restoration Fund	413,301	420,136
Hazardous Waste Research Fund	394,360	418,897
Child Labor and Day and Temporary Labor Services Enforcement Fund	101,610	413,687
Registered Limited Liability Partnership Fund	358,565	385,805
Illinois Fire Fighters' Memorial Fund	354,924	367,419
Statistical Services Revolving Fund	2,329	363,421
Illinois Rural Bond Bank Trust Fund	159,091	354,175
Self-Insurers Administration Fund	382,500	348,500
Illinois Historic Sites Fund	394,500	341,206
Military Affairs Trust Fund	115,061	334,059
Motor Fuel Tax - State Fund	228,378	332,694
Tanning Facility Permit Fund	337,300	318,075
Home Inspector Administration Fund	1,154,310	311,421
Salmon Fund	222,552	289,346
Aeronautics Fund	19,084	280,805
Facility Licensing Fund	226,010	280,275
Motor Vehicle Review Board Fund	263,585	278,500
Aggregate Operations Regulatory Fund	254,800	256,225
Illinois State Dental Disciplinary Fund	3,107,169	246,456
Firearm Owner's Notification Fund	257,376	231,259
State College and University Trust Fund	237,000	228,300
Federal Title III Social Security and Employment Service Fund	255,360	220,425
SBE Teacher Certificate Institute Fund	197,947	212,201
SIDA Operating Fund	148,218	184,504
Reviewing Court Alternative Dispute Resolution Fund	88,185	175,495
Operating Fund - Upper River Valley Development Authority	176,610	169,587
Pawnbroker Regulation Fund	171,150	163,930
State Lottery Fund	92,253	140,575
Explosives Regulatory Fund	108,375	135,575
Comptroller's Administrative Fund	123,368	135,189
Spinal Cord Injury Paralysis Cure Research Trust Fund	140,174	135,109
Public Health State Projects Fund	109,426	132,785
Coal Mining Regulatory Fund	210,799	130,434
Securities Investors Education Fund	125,590	127,703
Fish and Wildlife Endowment Fund	117,440	126,920
Organ Donor Awareness Fund	117,168	126,859
General Assembly Operations Revolving Fund	111,587	117,326
Regulatory Fund	114,200	113,400
Illinois Executive Mansion Trust Fund	84,689	112,087

APPENDIX D FEE REVENUE BY FUND

Fund	Fiscal Year 2005 Receipts	Fiscal Year 2006 Receipts
Mammogram Fund	106,358	110,267
Special Revenue Fund	46,098	109,127
Federal Workforce Training Fund	157,484	106,915
Vehicle Inspection Fund	131,920	106,680
Continuing Legal Education Trust Fund	36,165	103,200
Assisted Living and Shared Housing Regulatory Fund	86,620	101,646
State Furbearer Fund	84,347	98,232
Racing Board Fingerprint License Fund	118,829	98,190
Tax Compliance and Administration Fund	100,634	96,576
Alternative Compliance Market Account Fund	45,793	92,162
Snowmobile Trail Establishment Fund	76,982	88,287
General Assembly Computer Equipment Revolving Fund	65,501	82,130
EMS Assistance Fund	81,685	81,246
Hearing Instrument Dispenser Examining and Disciplinary Fund	31,190	73,300
Guardianship and Advocacy Fund	73,909	70,703
Cemetery Consumer Protection Fund	161,655	69,520
Public Health Water Permit Fund	65,300	69,300
Pet Population Control Fund	52,825	69,275
Police Memorial Committee Fund	52,029	67,178
September 11th Fund	57,500	65,175
Credit Union Fund	5,075,284	63,556
University Grant Fund	56,150	57,075
Natural Resources Information Fund	62,631	54,582
Illinois State Podiatric Disciplinary Fund	485,521	52,142
Regulatory Evaluation and Basic Enforcement Fund	46,900	46,900
Operating Fund - Quad Cities Regional Econ. Dev. Authority	46,334	46,823
Master Mason Fund	48,740	44,447
Illinois Route 66 Heritage Project Fund	30,100	40,750
Police Training Board Services Fund	30,512	35,916
Livestock Management Facilities Fund	22,710	35,600
Marine Corps Scholarship Fund	18,422	32,248
Sexual Assault Services Fund	23,087	29,504
Safe Bottled Water Fund	16,500	25,150
Economic Research and Information Fund	16,995	24,007
Wildlife Prairie Park Fund	25,650	23,500
Illinois Future Teacher Corps Scholarship Fund	16,160	22,733
Park District Youth Program Fund	16,525	19,090
Illinois Prescription Drug Discount Program Fund	99,195	16,800
State University Retirement Fund	8,787	15,404
Illinois Pan Hellenic Trust Fund	0	15,175
Sex Offender Management Board Fund	69,556	14,925
Domestic Violence Abuser Services Fund	11,547	14,089
Secretary of State Police DUI Fund	14,363	13,634
State Police Wireless Service Fund	...	13,609
Hazardous Waste Occupational Licensing Fund	23,950	13,500
Pollution Control Board Fund	12,640	12,043
Operating Fund - SEIEDA	0	12,000

APPENDIX D FEE REVENUE BY FUND

Fund	Fiscal Year 2005 Receipts	Fiscal Year 2006 Receipts
Transcript Deposit Fund	10,640	11,340
State Library Fund	4,878	10,691
Motor Fuel and Petroleum Standards Fund	2,550	8,550
Small Business Environmental Assistance Fund	1,465	8,350
Illinois and Michigan Canal Fund	8,900	8,300
General Obligation B.R. & I. Fund	6,192	7,544
International and Promotional Fund	...	7,500
Special Events Revolving Fund	40,650	6,915
State Employees Retirement System Fund	6,600	6,514
Teachers Retirement System Fund	5,631	5,147
Illinois Thoroughbred Breeders Fund	4,250	4,950
Child Sexual Abuse Fund	0	4,900
Will-Kankakee RDA Operating Fund	8,000	4,000
Industrial Hygiene Regulatory and Enforcement Fund	4,850	3,605
Illinois Standardbred Breeders Fund	4,550	3,400
Public Aid Recoveries Trust Fund	6,078	2,504
Illinois Animal Abuse Fund	875	2,235
State Parking Facility Maintenance Fund	1,548	1,886
Methamphetamine Law Enforcement Fund	0	1,325
Family Responsibility Fund	1,530	1,230
Arts Council Restricted Funds	625	900
Illinois Adoption Registry and Medical Information Exchange Fund	1,320	800
Vocational Rehabilitation Fund	...	302
Federal Industrial Services Fund	1,050	300
Illinois State Board of Investments Fund	135	275
Illinois Racing Quarterhorse Breeders Fund	500	200
Hospital Provider Fund	637,039,919	0
SBE GED Testing Fund	402,729	0
BHE State Projects Fund	383,100	0
Armory Rental Fund	126,205	0
Workforce, Technology and Economic Development Fund	1,000	0
Total Receipts	\$6,197,128,330	\$5,599,129,489

APPENDIX E

OBTAINING DETAILED FEE INFORMATION

Agency Fee Imposition Report submissions are available on the State Comptroller's website. To access the detailed submissions:

- Go to the Comptroller's website: <http://www.ioc.state.il.us/>
- Move the mouse pointer over the Departments button on the upper right section of the page.
- Click on the Research and Fiscal Info button.
- Click on the Detailed Fee Data button under the menu on the left side of the page.
- Use the drop down box to select the agency of interest. Then select the appropriate fiscal year, and click on the Select Agency button.
- Reports can be created for all fees for the agency or a selected group of fees. If Select Fees is chosen, use the drop down boxes to choose the first and last fees of the desired group of fees. Some agencies grouped their fees (Supreme Court, Secretary of State, Financial and Professional Regulation and Southern Illinois University) by division. Use of the Select Fee Index option allows the fees for a specific division to be chosen.
- Four standardized reports can be created. The Fee Registry and Rates report contains fee descriptions and rate information. The Deposit Details report contains deposits by fund for each fee. The Deposit Summary report prints a summary list of fee names and total deposit amounts. The Programs Funded report prints a listing of the programs funded and the authorization for funding such programs for each fee.
- The above reports can be printed as HTML files (only one page can be printed at a time with this format) or with Crystal Reports, either with ActiveX or Java with the Internet Explorer browser.

If you have any additional questions about the *Fee Imposition Report*, please contact Loren Iglarsh at 217/782-7921.