

STATE OF ILLINOIS

FEE Imposition Report

~ Fiscal Year 2000 ~



Comptroller Daniel W. Hynes

TABLE OF CONTENTS

Illinois Fee Imposition Report Fiscal Year 2000

	Page
The Illinois Fee Registry	1
What's New in Fiscal Year 2000	1
New Fees Identified for Fiscal Year 2000	2
Special Studies	3
State Licensing Fees	3
County Hospital Services Provider Participation Fee	4
A Review of Fiscal Year 2000 Fees	5
Top Ten Fee Collecting Agencies	5
Ten Largest Revenue Generating Fees	5
Fee Rates of \$25,000 or More	6
Special State Funds are the Biggest Recipient of Fee Revenues	7
The Impact of Fees on State Funds	7
Types of Fees in Illinois	8
Who Sets Fee Rates?	8
Illinois Fees in Perspective	9

Appendices

Appendix A: Agency Fees by Agency and Fund	A1 - A8
Appendix B: Fees With Receipts of \$1 Million or Over	B1 - B5
Appendix C: Fee Revenue by Agency	C1 - C6
Appendix D: Fee Revenue by Fund	D1 - D6
Appendix E: Obtaining Detailed Fee Information	E1

THE ILLINOIS FEE REGISTRY

During fiscal year 2000, 85 state agencies administered 2,098 fees that generated \$3.038 billion. These fees are listed in the comprehensive State Fee Registry prepared by the State Comptroller's Office.

Unlike taxes, which are largely collected by the Department of Revenue, many agencies are significant fee collectors. This report identifies 17 agencies, excluding universities, that collected over \$10 million in fee revenues in fiscal 2000.

This report contains a wealth of information on fee revenues in Illinois. Fee revenues are listed by agency and the ten largest fee collectors are identified. Fees with receipts of over \$1 million are listed and a special table sets out the ten greatest revenue generating fees. Fees are distinguished by the share levied on individuals including occupational licenses, personal service and user charges, and tuition versus fees levied on organizations such as regulatory, licensing, and registration charges and special assessments. Additional analyses compute the fees' share of revenues into each fund group, list fees with unusually high rates, and compare fee collections in Illinois with collections among the other states.

This report also contains two special studies. State government is the leading issuer of professional licenses in Illinois. The first special study highlights some of the major professions that are licensed by the state and the resources devoted by the state to operating the licensing function. The second study analyzes the largest revenue generating fee, the County Hospital Services Provider Participation Fee. These monies are paid to the state as part of the process which allows Cook County health care spending to qualify for federal Medicaid matching funds. This process is currently at risk due to draft changes to the federal regulations governing this program.

In reporting to the Comptroller's Office, agencies used great latitude in listing and defining their fees. Some listed each individual charge as a separate fee, while others reported many related charges under the same fee title. The fee leader was the Department of Professional Regulation which reported 633

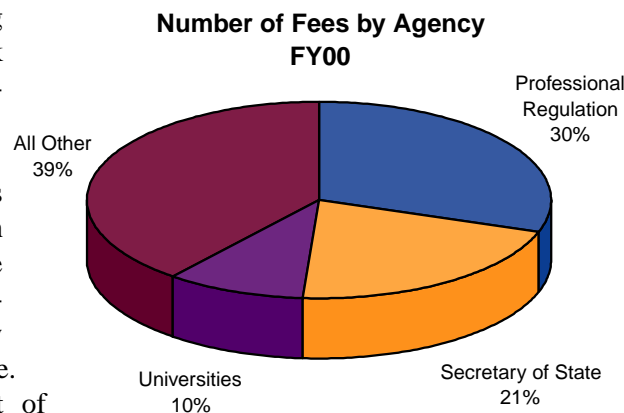
fees or 30% of the total in its regulation of 43 professions and occupations. The Secretary of State came next with 437 fees (21%) divided among twenty administrative divisions. The Office of Banks and Real Estate had been the remaining agency reporting over 100 fees in fiscal year 1999. A restructuring and consolidation of its fees in the fiscal year 2000 report lowered the number of Banks and Real Estate fees to 24.

What's New in Fiscal Year 2000

Fiscal 2000 experienced a healthy \$276 million or 10.0% increase in fee revenues reported by state agencies. Most of this increase (\$164 million) was attributed to the two largest fee generating agencies, the Secretary of State and the Department of Public Aid.

Fiscal year 2000 Secretary of State fee revenues of \$670 million were up \$65 million or 10.7% over fiscal year 1999 revenues. This increase can be attributed to the fee increases instituted to fund the Illinois First program which became effective January 1, 2000. Although the full impact of the fee increases will not be realized until fiscal year 2001, Secretary of State fee deposits into the Road Fund were up \$55 million or 17.5%.

Department of Public Aid fee revenues of \$648 million were up \$99 million or 18.0% over fiscal year 1999 revenues. County Hospital Services Fund receipts which are determined by Cook County Medicaid hospital services, the State Medicaid plan, and an inter-governmental agreement between the Department and Cook County were up \$98 million. The increase was due to a new quarterly Critical Hospital Adjustment payment. The article in the next section discusses the determination and uses of deposits into this fund.



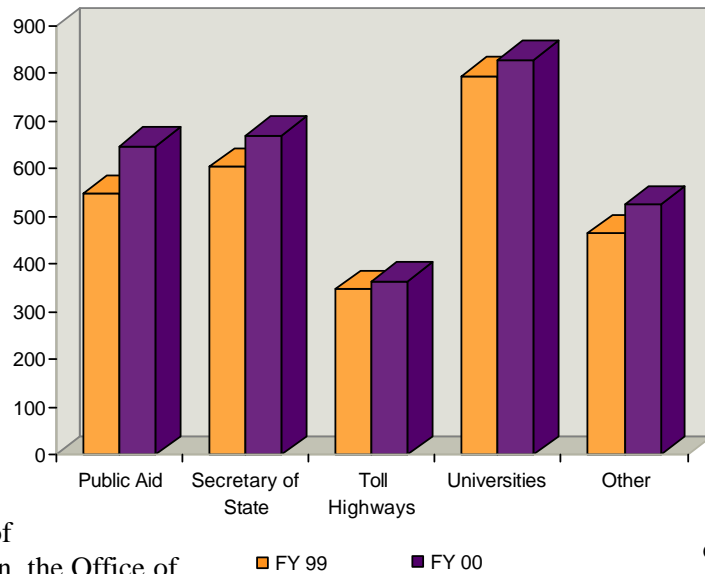
Revenue growth rates were more modest for other major fee revenue generators. Excluding the Secretary of State and the Department of Public Aid, fee revenues were up \$112 million (7.0%). Toll Highway Authority revenues of \$365 million were up \$18 million or 5.2% over fiscal year 1999. Higher education revenues of \$830 million were up \$30 million or 3.8%.

New Fees Identified for Fiscal Year 2000

Interesting new fees were reported in fiscal year 2000 by the Secretary of State, Departments of Labor and Professional Regulation, the Office of Banks and Real Estate, and the State Board of Education. In fiscal year 2000, the Secretary of State reported collections of \$2.2 million in deposits to the Alternate Fuels Fund from the alternate fuels fee. Individuals or organizations who register 10 or more first division, small second division, or commuter vans or livery vehicles in the Chicago area pay a \$20 annual fee per vehicle. Monies in the Fund can be used to fund ethanol research and provide rebates to owners of alternate fuels vehicles.

Several new professions and businesses were added to the lists regulated by the Departments of Labor, Professional Regulation and the Office of Banks and Real Estate in this report. Effective during fiscal year 2000, the Department of Labor began regulation of day labor service agencies. For the year, the \$250 registration fee was collected from 119 agencies. New to Professional Regulation is licensing of acupuncturists and companies that provide home medical equipment or services such as oxygen delivery systems. The Office of Banks and Real Estate added the regulation of auction companies and pawnbrokers to its report.

**Fee Revenues
Fiscal Year 1999 vs. Fiscal Year 2000
Millions of Dollars**



Besides new teacher certification rates reflecting the new teacher certification structure that was effective February 15, 2000, the State Board of Education reported two new fees. The school bus driver permit fee is levied at a \$4 rate to pay for initial and annual refresher courses in school bus driver safety. The statewide educational network access fee is a

charge to provide data ports to non-public schools to access the State Board's statewide educational computer network.

This report also included a new fee collecting agency, the Drycleaner Environmental Response Trust Fund Council. Taxes and licenses and fees for this Fund are collected by the Department of Revenue and used for insuring and performing remedial action for solvent releases by drycleaners. Beginning in fiscal year 2000, the Council took responsibility for collecting insurance premiums and late payment penalty fees for deposit into the Fund.

SPECIAL STUDIES

State Licensing Fees

One of state government's important responsibilities is professional licensing. The Department of Professional Regulation (DPR) has a primary focus on professional licensing. But several other agencies, including the Departments of Insurance, Public Health and Nuclear Safety, the Office of Banks and Real Estate, and the State Board of Education also have significant professional licensing activities. Among the prominent professions licensed by the State are a variety of health care professions, insurance producers, architects, engineers, environmental specialists, cosmetologists, public school teachers, and real estate professionals.

to raise general revenues. Given the large number of holders of state issued professional licenses, the amount of revenue devoted to licensing is modest. This report listed \$67 million in license fee revenues or

only 2.2% of total fee revenues. In fiscal year 2000, licensing fees deposited into professional administration funds for DPR, Insurance, and Banks and Real Estate generated \$53 million.

		Fees		Term of License (Years)
		New	Renewal	
Administrating Agency				
Architect	Professional Regulation	\$ 100	\$ 60	2
Dentist	Professional Regulation	250	150	2
Physician	Professional Regulation	300	300	3
Registered Nurse	Professional Regulation	50	40	2
Pharmacist	Professional Regulation	75	150	2
Engineer	Professional Regulation	100	60	2
Public Accountant	Professional Regulation	75	60	3
Real Estate Broker	Banks and Real Estate	100	100	2
Insurance Agent	Insurance	150	150	2

A profession is an occupation requiring specialized knowledge, often through intensive academic preparation. A formal licensing program guarantees that no one can claim professional credentials without having met specified educational and competency testing requirements. The table lists some of the prominent professions that require a license from a state agency to practice in Illinois and the basic fee rates charged by the state agencies.

The main barrier to entering these professions is the time and cost to meet the educational and testing requirements. Many Illinoisans are able attain these requirements. Among the major licensing agencies, DPR has approximately 470 thousand active professional licenses among the 37 professions it licenses, the Department of Insurance reported licensing 104 thousand insurance producers, and the Office of Banks and Real Estate reports it is responsible for over 76 thousand licenses primarily for real estate brokers, salespersons, and leasing agents.

The license fees are used to administer the licensing programs. The state does not use its power to license

Licensing of Attorneys

Admission to and licensing of members of the Illinois bar is the responsibility of two agencies under the Supreme Court. The Board of Admissions to the Bar oversees all aspects of bar admissions including the character and fitness process. The bar has a \$250 application fee with a \$150 fee for reexaminations. The registration of, and disciplinary proceedings affecting, members of the Illinois bar are under the supervision of the Attorney Registration and Disciplinary Commission. The annual registration fee is \$70 for attorneys who have been admitted to the bar for up to three years and then increases to \$140.

County Hospital Services Provider Participation Fee

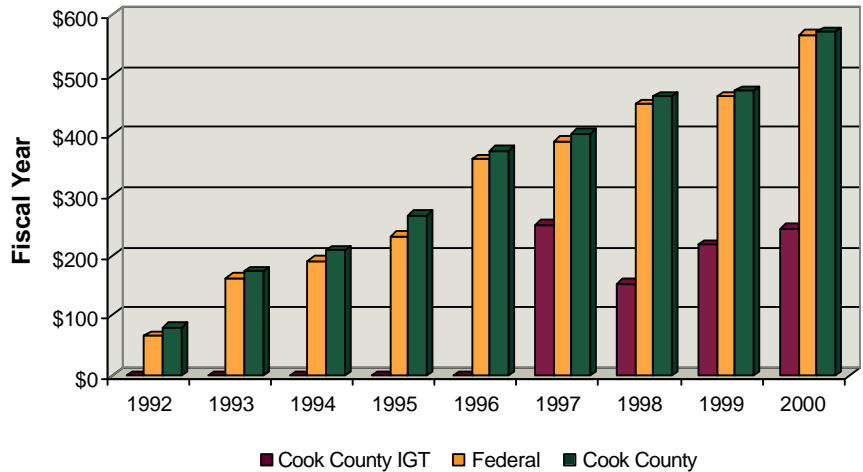
Illinois' largest revenue producing fee, the County Hospital Services Provider Participation Fee, is also one of Illinois' most unusual fees. It has a single payer, Cook County and the collections are almost immediately returned to the payee. It is based on federal law which provides that local governments may contribute up to 60% of the state's share of the Medicaid program. Illinois is one of many states that have long-standing arrangements for significant local funding. With fiscal year 2000 revenues of \$572 million, this is the first fee with revenues in excess of one-half billion dollars.

This fee helps fund the Cook County Bureau of Health Services, which operates the largest health care system in the state. In addition to being the largest provider of services to Medicaid-eligible individuals and families, it is the largest provider of uncompensated care. It is a critical component of the state's health care safety net.

There are several parts to this fee. The first, which dates back to fiscal 1992, was an outgrowth of the early 1990's when exploding Medicaid payments and a weak economy placed state budgets under severe stress. This fee allowed the federal government to share in resolving the Medicaid funding problem. Cook County Hospital Medicaid bills are sent to the Department of Public Aid (DPA). Each month, DPA combines the bills, requests an assessment from Cook County, draws matching funds from the federal government, and requests payment to Cook County for the next day. The rate for this fee is currently 71.7% of the difference between the total payments made for Cook County Medicaid hospital services and \$108.8 million.

Payments for the other part of the fee, which dates to fiscal year 1996, are based on the State Medicaid plan and an intergovernmental agreement between the DPA and Cook County. Cook County makes supplemental payments to the County Hospital Services Fund, match-

County Hospital Provider Participation Fee
(Dollars in Millions)



ing federal funds are drawn, and the monies are returned by the next day to Cook County. Cook County then returns a portion to the state for the additional medical services through an intergovernmental transfer (IGT) into the General Revenue Fund.

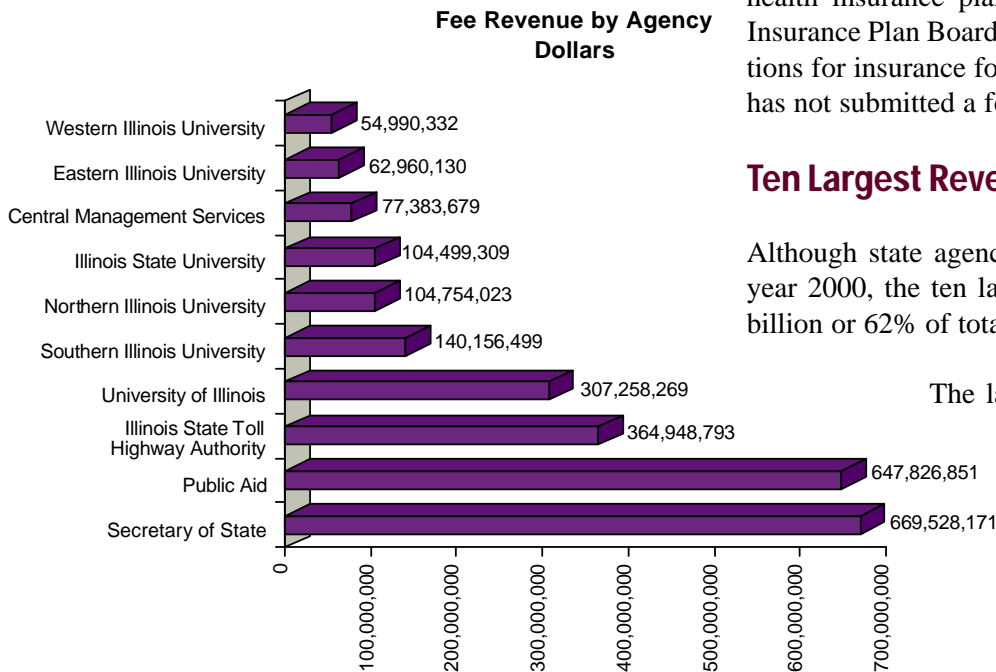
The advantage to having the state disburse the medical payments is that it allows the state to structure reimbursement to draw federal matching funds to offset, in part, the cost of the safety net to the county and the state. As a result of the funding and reimbursement arrangements, Cook County's health care system is fully funded by a combination of local and federal dollars and the state receives funds from the county that are used to enhance and expand the Medicaid and KidCare programs and cover, in part, the cost of uncompensated care throughout the state.

In fiscal year 2000, the first portion accounted for \$225 million of collections; supplemental fees totaled \$347 million, while the IGT equaled \$245 million. With Medicaid coverage continuing to expand and the renewed growth in medical costs, revenues from this fee are essential to meeting Medicaid program needs. During fiscal year 2000, receipts from the fee were matched by \$567 million in federal aid deposited into the County Hospital Services Fund. These deposits allowed Medicaid payments of over \$1.1 billion from this fund.

A REVIEW OF FISCAL YEAR 2000 FEES

The Top Ten Fee Collecting Agencies

The fees collected by both the first and third largest collecting agencies are largely related to vehicular transportation. The Secretary of State reported fee revenue of \$670 million or 22% of the total, while the Toll Highway Authority reported \$365 million (12%) in revenue from fees and tolls.



Although it reported only eight fees, the Department of Public Aid ranked second among agencies and accounted for \$648 million or 21% of fee revenues. Almost all of this amount was collected from medical providers under the Medicaid assessment program. These included \$572 million under the County Hospital Services (see Special Studies), \$58 million under the Long Term Care, and \$17 million under the Long Term Care – Developmentally Disabled Provider Participation Fees. Participation fees increase the funds available for state Medicaid spending and the associated federal reimbursements for half of that spending.

State universities accounted for six of the remaining top ten fee collecting agencies with a combined \$775 million in fee revenues. When fee revenues from the other three state universities are included, the total comes to \$829 million or 27% of statewide fee revenue.

The Department of Central Management Services was the remaining non-university agency in the top ten. Central Management Services fees of \$77 million consisted primarily of \$72 million in health insurance fees from local governments. These payments allow local governments to place their employees under the state health insurance plan. (The Comprehensive Health Insurance Plan Board, which receives similar contributions for insurance for hard to insure Illinois residents, has not submitted a fee imposition report.)

Ten Largest Revenue Generating Fees

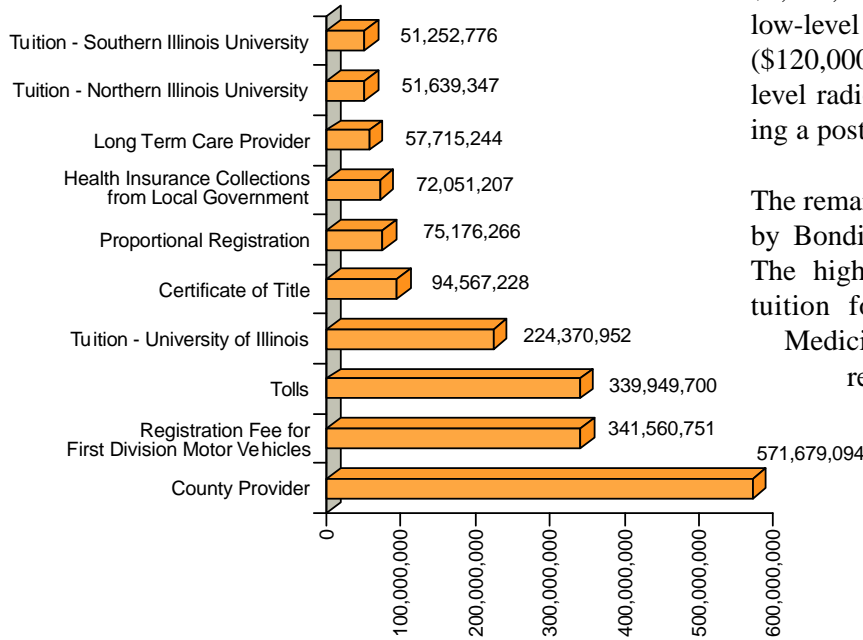
Although state agencies reported 2,098 fees in fiscal year 2000, the ten largest fees generated almost \$1.9 billion or 62% of total fee revenue.

The largest fee in terms of revenue is the County Hospital Services Provider Participation Fee (\$572 million) collected by the Department of Public Aid. The Department also collects the eighth ranked Long Term Care Provider Participation Fee (\$58 million).

Both of these levies on medical providers help finance the Medicaid program through increased federal cost sharing contributions and higher Medicaid rates.

The top ten revenue generating fees also includes fees that play a significant role in maintaining the state's highway infrastructure. Highway tolls of \$340 million were the major revenue source for the toll highway system serving northern Illinois. Automobile registration fees (\$342 million) and truck registration fees (\$75 million) are combined with other state and federal revenues to finance the remainder of the state's road program. Rate increases under Illinois First moved vehicle Title Certificates onto the top ten fee list. Reported revenues increased from \$44 million in fiscal year 1999 to \$95 million in fiscal year 2000. The new revenue goes to the Road Fund and to the Motor Vehicle License Plate Fund to pay to replace Illinois license plates.

**Fees Generating the Largest Revenues
Dollars**



The remaining top ten fees include tuition for three large state universities and collections by the Department of Central Management Services from local governments and their employees to participate in the state group health insurance program.

Fee Rates of \$25,000 or More

Although payment for most fees is affordable to the typical Illinoisan, a survey of rates charged for the 2,098 fees that were reported revealed 14 fees had rates that were at least \$25,000.

Environmental regulation fees account for six of the fourteen costliest fees with four levied by the Department of Nuclear Safety and two by the Environmental Protection Agency. At the top of the list is Illinois' million-dollar fee, the annual fee paid by nuclear power reactor owners to cover the cost of establishing plans and programs to deal with the possibility

of nuclear accidents. In fiscal year 2000, the owners of each of Illinois' thirteen reactors paid a fee of \$1,351,044. Illinois' other over \$100,000 fee is the low-level radioactive waste reactor operator annual fee (\$120,000) which covers the cost of developing a low-level radioactive waste disposal facility and establishing a post-closure care fund.

The remaining high rate fees include five administered by Bonding Authorities and three from universities. The high rate university fees include non-resident tuition for the University of Illinois Schools of Medicine and Dentistry and a fraternity housing rental charge. Annual non-resident tuition to the Southern Illinois University School of Medicine would also exceed \$25,000, but this agency reports tuition on a semester basis.

The riverboat gambling owner's license fee has a base rate of \$50,000. However, applicants owe any excess costs for performing an investigation; while, if the investigation costs are less than \$50,000 the applicant receives a partial refund. Thus the actual value of this fee has become the cost of investigating the applicant.

<i>Fee Name</i>	<i>Agency Name</i>	<i>Fee Rate</i>
Nuclear Power Reactor Annual Fee	Nuclear Safety	\$1,351,044
Low-Level Radioactive Waste Reactor Operator Annual Fee	Nuclear Safety	120,000
Closing Fee, Industrial Revenue Bond, Maximum	Development Finance Authority	75,000
Closing Fee, Not-For-Profit, Maximum	Development Finance Authority	66,000
Application Fee, Maximum	Health Facilities Authority	65,000
Closing Fee, Industrial Revenue Bonds (Refunding), Maximum	Development Finance Authority	50,000
Closing Fee, Local Government Bonds, Maximum	Development Finance Authority	50,000
School of Medicine, Non-Resident	University of Illinois	39,826
Off-Site Hazardous Waste Disposal Site Operator Fee	Environmental Protection Agency	35,000
Fraternity Housing Rental Rate	Southern Illinois University	34,185
School of Dentistry, Non-Resident	University of Illinois	30,440
Radioactive Material License Fee	Nuclear Safety	25,000
Waste Storage Facility Annual Fee	Nuclear Safety	25,000
Solid Waste Management Fee	Environmental Protection Agency	25,000

Special State Funds are the Biggest Recipient of Fee Revenues

Almost all fee revenues are deposited into funds from which monies can only be spent for restricted purposes. Of the \$3.038 billion in fee revenues collected in fiscal year 2000, \$2.954 billion or 97% was deposited into a wide variety of these restricted funds. The remaining \$84 million (3%) was deposited into the state's General Funds.

The largest portion of fee receipts, \$1.1 billion or 36%, were deposited in Special State Funds. Over half of this amount was \$572 million in Cook County Hospital Medicaid provider participation fees deposited into the County Hospital Services Fund.

Highway Funds, largely the Road Fund and the State Construction Account Fund, received \$556 million or 18% of fee revenues. State Trust Funds received \$449 million in fee revenues (15% of total fees) primarily consisting of the \$365 million deposited into the Illinois State Toll Highway Revenue Fund.

Locally held funds are funds that are controlled by the recipient agency rather than by the State Treasurer. Most locally held funds are not subject to the same budgetary controls by the Governor and General Assembly as treasury held funds. As a result, spending of receipts into these funds is determined by an agency's internal budget practices subject to the applicable statutes and rules.

During fiscal year 2000, \$849 million or 28% of fee revenues was deposited into these funds. Most of this money consisted of university tuition and income from auxiliary enterprises such as payments for room and board (\$829 million). Another common type of fee deposited into locally held funds are fees paid to state-chartered finance authorities that issue revenue bonds.

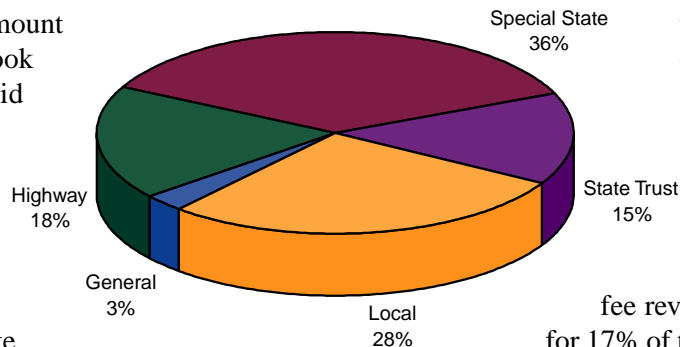
The Impact of Fees on State Funds

If the \$3.0 billion in fee revenues were tracked as a single combined source, they would have been the fourth largest state revenue source in fiscal year 2000, trailing the state income taxes (\$9.8 billion), federal aid (\$9.0 billion), and the state sales taxes (\$7.0 billion).

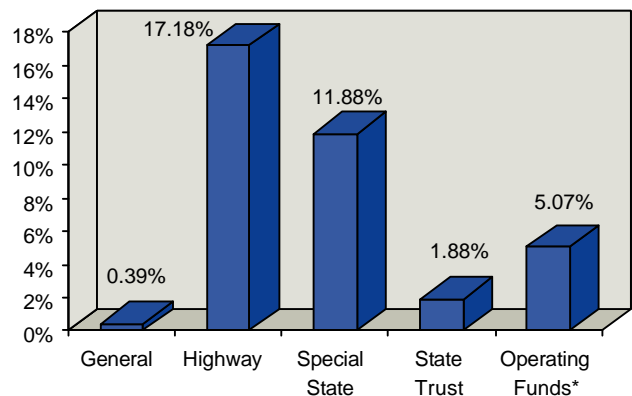
General Funds receipts in fiscal year 2000 totaled \$21.8 billion. Over half of these revenues were sales and income tax receipts. Fee revenues of \$84 million comprised only 0.4% of this total. Most (87%) of this amount came from Secretary of State fees.

In contrast to the General Funds, fees are an important source of revenues for Highway and Special State Funds. For Highway Funds, fee revenues of \$556 million accounted for 17% of total receipts while \$1.1 billion in fee revenue to the Special State Funds made up 12% of deposits into this fund group.

\$3.0 Billion in Fees by Fund Group Fiscal Year 2000



Percentage of Revenues from Fees by Fund Group



* General, Highway, and Special State Funds

In fiscal year 2000, fee revenues into the General, Highway, and Special State Funds (the fund groups that receive most state monies for operating purposes) totaled \$1.7 billion. This was 5.1% of total revenues of \$34.2 billion for these fund groups.

Types of Fees in Illinois

Fees are paid both by individuals and organizations. Fees paid by individuals can be separated into occupational licensing charges, tuition and fees paid to universities and personal service and user charges.

Fees paid by organizations include the various regulatory, licensing and registration charges paid by corporations, partnerships, nonprofits (such as charities) and labor unions. A special assessments category includes the small number of fees (primarily Medicaid provider participation fees) intended to be major revenue generators, rather than the more typical fee purposes of regulating an activity or raising revenues to help fund a specific program.

An additional category includes the various copying and court filing fees that could not readily be associated with either individual or organization payment.

In fiscal year 2000, fees generally paid by individuals accounted for 47% of fees and 64% of fee revenues while those generally paid by organizations accounted for 42% of fees and 35% of revenues. Almost ¾'s (71%) of the reported fees were either paid as occupational licensing charges or paid by organizations. Occupational license charges represented 29% of the fees (in part reflecting the very detailed fee breakdown submitted by the Department of Professional Regulation) with fees charged to corporations and partnerships accounting for 42%.

In spite of their relatively large share of the number of fees, these two categories accounted for a much smaller share of fee revenues. Occupational license charges accounted for only 2% of fee revenues, while charges to organizations made up 13%.

University tuition and fees accounted for 10% of fees and 27% of revenues, while personal service and user charges to individuals accounted for 8% of fees and 34% of revenues. Personal service and user charges include all toll highway payments which account for 11% of fee revenues.

Who Sets Fee Rates?

All fees charged by state agencies are imposed under statutory authority granted by the General Assembly. Sometimes fee rates are set within the authorizing statute. For the remaining fees, agencies are given authority to set fee rates through administrative procedures.

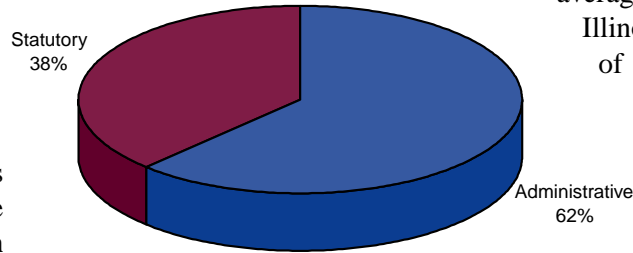
There are merits to both methods of setting fee rates. Rates set by the General Assembly have to face the full scrutiny of the legislature and Governor. On the other hand, rates that are set administratively are more flexible and can more easily be adjusted to changing program financial needs. These may also be subject to scrutiny through the administrative rulemaking process.

Fee Category	Number	% of Total	Millions of Dollars	% of Total
Individual:				
Occupational License Charges	601	28.6%	\$ 67	2.2%
Tuition and Fees	211	10.1%	829	27.3%
Personal Service and User Charges	171	8.2%	1,038	34.1%
	983	46.9%	\$ 1,934	63.6%
Organizations:				
Corporate and Partnership Charges	885	42.2%	406	13.4%
Special Taxes and Assessments	6	0.3%	647	21.3%
	891	42.5%	\$ 1,053	34.7%
Miscellaneous:				
Document Filing	173	8.2%	32	1.1%
Other Fees	51	2.4%	19	0.6%
	224	10.6%	\$ 51	1.7%
Total	2,098	100.0%	\$ 3,038	100.0%

Number of Fees by Authorization

An examination of the statutory authorization for fees listed in the Fee Registry indicates that less than half of the fees (38%) had their rates set by statute. The remaining 62% had rates set through various administrative procedures. A significant portion of the fee rates that are set administratively are university tuition and fees which are set by university governing bodies. The percentage of fee rates set administratively has been increasing as fee rates for several professions regulated by the Department of Professional Regulation that were formerly set by statute are now set administratively by the agency.

**Number of Fees by Authorization
Fiscal Year 2000**

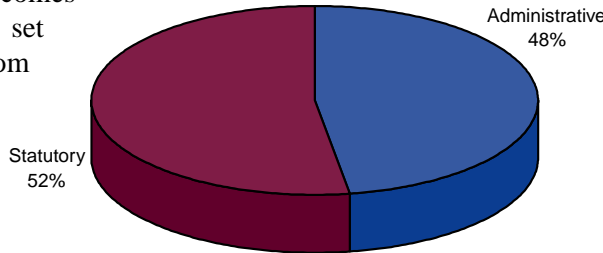


Per capita fees in Illinois limited to these items totaled \$94 for fiscal year 1998, \$5 less than the national average of \$99. Per capita fees in Illinois were less than those of any of our neighboring states other than Indiana (\$44) and ranked 31st among the states. Among the eight largest states, per capita fees varied from \$118 per capita in California and \$121 per capita in Michigan to \$60 per capita for New York with Illinois ranking fourth highest.

Fee Revenues by Authorization

Although most of the reported fees had their rates set administratively, slightly more fee revenue comes from fees with rates set by statute than from fees with rates set by agencies. In fiscal year 2000, 52% of fee revenue was from fees with rates set by statute versus 48% from fees with rates set by administrative procedure.

**Fee Revenue by Authorization
Fiscal Year 2000**



State	Selected Fees Per Capita	Highway Tolls Per Capita
California	\$ 118	\$ 4
Florida	92	31
Illinois	94	27
Indiana	44	15
Iowa	150	-
Kentucky	96	3
Michigan	121	2
Missouri	95	-
New York	60	23
Ohio	88	14
Pennsylvania	102	29
Texas	81	5
Wisconsin	123	-
United States	99	14

Illinoisans spend more on tolls than residents of most other states. Illinois was one of 27 states that reported state highway toll revenues. Per capita payment of tolls in Illinois for fiscal year 1998 was \$27, almost double the national average of \$14.

Illinois Fees in Perspective

Illinois' use of fees as a revenue source was comparable to that of other states. U.S. Census Bureau state government finance data was used to cumulate charges for natural resources, housing and community development, and parks and recreation as well as vehicle, occupational and business, and other licenses. Calculations for Illinois, neighboring, and other large states should approximate fees excluding tuition, tolls, and provider participation fees.

APPENDIX A

AGENCY FEES BY AGENCY AND FUND

Agency Name	Fund Name	Number of Fees	Fee Receipts	Receipts by Fund
General Assembly		10	164,921	
	General Assembly Operations Revolving Fund			164,921
Auditor General		1	0	
	General Revenue Fund			0
Intergovernmental Cooperation, Commission on		1	0	
	Intergovernmental Cooperation Conference Fund			0
Legislative Information System		5	67,825	
	General Assembly Computer Equipment Revolving Fund			67,825
	General Revenue Fund			0
Legislative Reference Bureau		3	22,935	
	General Revenue Fund			17,875
	General Assembly Computer Equipment Revolving Fund			5,060
Administrative Rules, Joint Committee on		2	52,283	
	General Assembly Computer Equipment Revolving Fund			52,200
	General Revenue Fund			83
Supreme Court		43	6,228,473	
	Mandatory Arbitration Fund			5,863,822
	General Revenue Fund			364,651
Governor		1	149,794	
	Illinois Executive Mansion Trust Fund			149,794
Lieutenant Governor		1	0	
	General Revenue Fund			0
Attorney General		3	1,025,688	
	Illinois Charity Bureau Fund			776,770
	General Revenue Fund			248,918
Secretary of State		437	669,528,171	
	Road Fund			369,076,425
	State Construction Account Fund			169,844,278
	General Revenue Fund			72,306,835
	Secretary of State Special Services Fund			18,256,790
	Drivers Education Fund			10,685,246
	Securities Audit and Enforcement Fund			7,485,366
	Park and Conservation Fund			6,008,904
	Motor Vehicle License Plate Fund			4,294,016
	Cycle Rider Safety Training Fund			2,277,554
	Alternate Fuels Fund			2,225,000
	Department of Business Services Special Operations Fund			2,186,002
	Violence Prevention Fund			851,275
	Drunk and Drugged Driving Prevention Fund			676,740
	CDLIS/AAMVA Net Trust Fund			636,492
	Secretary of State Special License Plate Fund			595,577
	Off-Highway Vehicle Trails Fund			372,861
	Motor Vehicle Review Board Fund			305,961
	Registered Limited Liability Partnership Fund			241,775
	Lobbyist Registration Administration Fund			235,900
	State Parks Fund			175,050
	Common School Fund			171,285
	Illinois Fire Fighters' Memorial Fund			145,443
	State College and University Trust Fund			119,975
	Illinois Habitat Fund			114,600
	Securities Investors Education Fund			80,013
	General Assembly Computer Equipment Revolving Fund			60,730
	Master Mason Fund			30,237

APPENDIX A

AGENCY FEES BY AGENCY AND FUND

Agency Name	Fund Name	Number of Fees	Fee Receipts	Receipts by Fund
Secretary of State (concluded)				
	University Grant Fund			27,900
	General Obligation B.R.&I. Fund			16,628
	Wildlife Prairie Park Fund			15,250
	State Parking Facility Maintenance Fund			4,172
	Municipal Vehicle Tax Liability Fund			1,824
	Family Responsibility Fund			1,500
	Korean War Memorial Construction Fund			318
	Motor Vehicle Theft Prevention Trust Fund			250
	Retired Members of the Illinois Congressional Delegation Fund			0
	Knights of Columbus Fund			0
	Illinois and Michigan Canal Fund			0
Comptroller		21	364,576	
	General Revenue Fund			174,773
	Comptroller's Administrative Fund			97,473
	Cemetery Consumer Protection Fund			92,330
Treasurer		11	39,277,392	
	Traffic and Criminal Conviction Surcharge Fund			12,679,520
	Trauma Center Fund			7,564,910
	Violent Crime Victims Assistance Fund			7,259,926
	Drivers Education Fund			5,963,796
	Drug Treatment Fund			3,027,646
	LEADS Maintenance Fund			2,277,700
	Domestic Violence Shelter and Service Fund			468,388
	Sexual Assault Services Fund			30,497
	Domestic Violence Abuser Services Fund			5,010
	Illinois Underground Utility Facilities Damage Prevention Fund			0
	General Revenue Fund			0
Aging		1	99	
	General Revenue Fund			99
Agriculture		97	12,766,528	
	Illinois State Fair Fund			4,430,691
	Weights and Measures Fund			2,123,803
	Pesticide Control Fund			1,897,444
	Agricultural Premium Fund			1,176,693
	General Revenue Fund			1,142,940
	Feed Control Fund			673,982
	Illinois Department of Agriculture Laboratory Services Revolving Fund			503,792
	Fertilizer Control Fund			440,684
	Agricultural Master Fund			365,879
	Livestock Management Facilities Fund			8,320
	Motor Fuel and Petroleum Standards Fund			2,300
Central Management Services		8	77,383,679	
	Local Government Health Insurance Reserve Fund			72,051,207
	Communications Revolving Fund			2,624,701
	State Surplus Property Revolving Fund			1,957,053
	State Garage Revolving Fund			680,191
	Special Events Revolving Fund			59,205
	Statistical Services Revolving Fund			11,322
Children and Family Services		2	3,492	
	General Revenue Fund			3,492

APPENDIX A

AGENCY FEES BY AGENCY AND FUND

Agency Name	Fund Name	Number of Fees	Fee Receipts	Receipts by Fund
<i>Commerce and Community Affairs</i>		14	1,017,384	
	Federal Job Training Information Systems Revolving Fund			777,463
	Job Training Partnership Fund			103,171
	Economic Research and Information Fund			68,300
	International and Promotional Fund			54,200
	Local Government Affairs Federal Trust Fund			13,000
	Federal Industrial Services Fund			1,250
<i>Natural Resources</i>		58	38,030,663	
	Wildlife and Fish Fund			21,875,292
	State Parks Fund			5,273,656
	State Boating Act Fund			3,073,642
	Illinois Beach Marina Fund			2,595,529
	Illinois Habitat Fund			898,667
	Underground Resources Conservation Enforcement Fund			785,387
	Illinois Forestry Development Fund			784,727
	State Migratory Water fowl Stamp Fund			631,266
	Plugging and Restoration Fund			493,481
	State Pheasant Fund			421,081
	Aggregate Operations Regulatory Fund			270,700
	Salmon Fund			236,858
	Natural Resources Information Fund			179,844
	Coal Mining Regulatory Fund			161,363
	Explosives Regulatory Fund			97,988
	State Furbearer Fund			84,216
	Toxic Pollution Prevention Fund			70,190
	Snowmobile Trail Establishment Fund			59,891
	Fish and Wildlife Endowment Fund			36,885
	Off-Highway Vehicle Trails Fund			0
<i>Corrections</i>		2	2,067,128	
	Department of Corrections Reimbursement Fund			2,067,128
<i>Employment Security</i>		14	5,897,478	
	Unemployment Compensation Trust Fund			5,695,773
	Title III Social Security and Employment Service Fund			201,705
<i>Financial Institutions</i>		40	6,202,261	
	Financial Institution Fund			3,843,434
	Credit Union Fund			2,358,827
<i>Human Rights</i>		1	85	
	General Revenue Fund			85
<i>Human Services</i>		18	24,536,284	
	Mental Health Fund			24,181,640
	USDA Women, Infants and Children Fund			156,402
	General Revenue Fund			116,796
	Agency Fund - Department of Human Services			58,962
	Special Revenue Fund - Department of Human Services			22,128
	DHS Recoveries Trust Fund			221
	Vocational Rehabilitation Fund			135
	Community MH/DD Service Provider Participation Fee Fund			0
<i>Insurance</i>		5	28,929,408	
	Insurance Financial Regulation Fund			13,969,325
	Insurance Producer Administration Fund			13,254,213
	General Revenue Fund			1,216,316
	Public Pension Regulation Fund			489,554

APPENDIX A

AGENCY FEES BY AGENCY AND FUND

Agency Name	Fund Name	Number of Fees	Fee Receipts	Receipts by Fund
Labor		18	515,836	
	General Revenue Fund			432,139
	Child Labor Enforcement Fund			83,697
Lottery		4	13,287	
	State Lottery Fund			13,287
Nuclear Safety		20	24,384,660	
	Nuclear Safety Emergency Preparedness Fund			17,631,069
	Radiation Protection Fund			5,089,184
	Radioactive Waste Facility Development and Operation Fund			1,661,617
	General Revenue Fund			2,790
	Radioactive Waste Facility Closure and Compensation Fund			0
	By-Product Material Safety Fund			0
Professional Regulation		633	29,911,145	
	General Professions Dedicated Fund			10,257,990
	Illinois State Medical Disciplinary Fund			7,508,400
	Nursing Dedicated and Professional Fund			5,985,065
	Illinois State Pharmacy Disciplinary Fund			2,955,120
	Design Professionals Administrations and Investigation Fund			1,467,749
	Optometric Licensing and Disciplinary Committee Fund			852,568
	General Revenue Fund			391,876
	Illinois State Dental Disciplinary Fund			235,198
	Registered CPA Administration and Disciplinary Fund			195,584
	Illinois State Podiatric Disciplinary Fund			53,245
	Paper and Printing Revolving Fund			8,350
Public Aid		8	647,826,851	
	County Hospital Services Fund			571,679,094
	Long Term Care Provider Fund			57,715,244
	Care Provider Fund for Persons with Developmental Disability			17,092,351
	General Revenue Fund			611,966
	Provider Inquiry Trust Fund			435,375
	Hospital Provider Fund			188,080
	Child Support Enforcement Trust Fund			89,595
	Public Assistance Recoveries Trust Fund			15,146
Public Health		52	19,808,263	
	Metabolic Screening and Treatment Fund			5,753,221
	Lead Poisoning, Screening, Prevention and Abatement Fund			2,346,167
	General Revenue Fund			2,287,939
	Health Facility Plan Review Fund			2,140,205
	Illinois Health Facilities Planning Fund			2,125,588
	Long Term Care Monitor/Receiver Fund			1,249,293
	Plumbing Licensure and Program Fund			1,150,450
	Food and Drug Safety Fund			1,035,993
	Illinois School Asbestos Abatement Fund			682,578
	Tanning Facility Permit Fund			328,550
	EMS Assistance Fund			184,960
	Pesticide Control Fund			179,705
	Public Health Water Permit Fund			115,700
	Hearing Instrument Dispenser Examining and Disciplinary Fund			91,480
	Public Health State Projects Fund			82,610
	Regulatory Evaluation and Basic Enforcement Fund			46,200
	Facility Licensing Fund			5,000
	Public Health Services Revolving Fund			2,624

APPENDIX A

AGENCY FEES BY AGENCY AND FUND

Agency Name	Fund Name	Number of Fees	Fee Receipts	Receipts by Fund
Revenue		36	53,510,000	
	Personal Property Tax Replacement Fund			40,221,532
	Used Tire Management Fund			6,310,562
	General Revenue Fund			3,023,613
	State Gaming Fund			1,263,465
	Drycleaner Environmental Response Trust Fund			1,129,943
	Motor Fuel Tax - State Fund			811,382
	Illinois Gaming Law Enforcement Fund			366,850
	Common School Fund			335,470
	Tax Compliance and Administration Fund			47,081
	Metropolitan Fair and Exposition Authority Reconstruction Fund			102
	Hospital Provider Fund			0
	Long Term Care Provider Fund			0
State Police		8	7,141,051	
	State Police Services Fund			5,359,933
	Wildlife and Fish Fund			701,643
	General Revenue Fund			438,127
	State Crime Laboratory Fund			323,485
	Firearms Owner's Notification Fund			233,881
	State Crime Laboratory DUI Fund			80,238
	Sex Offender Registration Fund			3,744
Transportation		45	17,872,719	
	Road Fund			16,756,184
	Air Transportation Revolving Fund			819,511
	Aeronautics Fund			297,024
Veterans' Affairs		11	13,319,172	
	Quincy Veterans Home Fund			7,241,121
	Manteno Veterans Home Fund			3,882,643
	LaSalle Veterans Home Fund			1,521,177
	Anna Veterans Home Fund			674,231
	General Revenue Fund			0
Arts Council		1	1,400	
	Arts Council Restricted Funds			1,400
Office of Banks and Real Estate		24	27,416,255	
	Bank and Trust Company Fund			16,845,843
	Real Estate License Administration Fund			4,138,502
	Savings and Residential Finance Regulatory Fund			3,868,681
	Appraisal Administration Fund			2,100,189
	Auction Regulation Administration Fund			264,325
	Pawnbroker Regulation Fund			149,850
	Auction Recovery Fund			34,400
	Real Estate Research and Education Fund			14,465
Capital Development Board		3	7,191,322	
	Capital Development Board Revolving Fund			7,191,322
Civil Service Commission		1	0	
	General Revenue Fund			0
Commerce Commission		8	5,246,811	
	Transportation Regulatory Fund			4,981,644
	Public Utility Fund			265,167
Drycleaner Environmental Response Trust Fund Council		2	492,195	
	Drycleaner Environmental Response Trust Fund			492,195
Court of Claims		2	8,980	
	General Revenue Fund			8,980

APPENDIX A

AGENCY FEES BY AGENCY AND FUND

Agency Name	Fund Name	Number of Fees	Fee Receipts	Receipts by Fund
<i>Environmental Protection Agency</i>		20	34,876,273	
	Solid Waste Management Fund			12,368,986
	Clean Air Act (CAA) Permit Fund			10,844,963
	Environmental Protection Permit and Inspection Fund			4,281,399
	Community Water Supply Laboratory Fund			3,525,538
	Hazardous Waste Fund			1,743,541
	Subtitle D Management Fund			1,561,085
	Hazardous Waste Research Fund			430,539
	Environmental Laboratory Certification Fund			99,317
	Hazardous Waste Occupational Licensing Fund			15,300
	Industrial Hygiene Regulatory and Enforcement Fund			5,605
<i>Guardianship and Advocacy Commission</i>		2	116,392	
	Guardianship and Advocacy Fund			116,392
<i>Illinois Farm Development Authority</i>		5	544,806	
	Operating Fund			544,806
<i>Illinois Health Facility Authority</i>		2	1,491,506	
	Operating Fund			1,491,506
<i>Illinois Health Care Cost Containment Council</i>		3	130,085	
	Illinois Health Care Cost Containment Special Studies Fund			130,085
<i>Historic Preservation</i>		7	357,955	
	Illinois Historic Sites Fund			357,955
	General Revenue Fund			0
<i>Human Rights, Commission on</i>		2	74	
	General Revenue Fund			74
<i>Illinois Criminal Justice Information Authority</i>		1	5,836,878	
	Motor Vehicle Theft Prevention Trust Fund			5,836,878
<i>Illinois Educational Labor Relations Board</i>		1	290	
	General Revenue Fund			290
<i>Illinois Educational Facilities Authority</i>		5	367,395	
	IEFA General Fund			367,395
<i>Illinois Development Finance Authority</i>		55	2,233,266	
	Industrial Revolving Loan Fund			2,233,266
	SBA Micro Loan Relending Fund			0
	Industrial Revenue Bond Insurance Fund			0
	Rural Development Revolving Loan Fund			0
<i>Illinois Housing Development Authority</i>		13	9,447,915	
	IHDA Administrative Fund			9,447,915
	Single Family Mortgage Purchase Program Fund			0
<i>Illinois State Board of Investments</i>		1	0	
	Illinois State Board of Investment Fund			0
<i>Illinois Rural Bond Bank</i>		1	121,905	
	Illinois Rural Bond Bank General Operating Fund			121,905
<i>Illinois State Toll Highway Authority</i>		14	364,948,793	
	Illinois State Toll Highway Revenue Fund			364,948,793
<i>Industrial Commission</i>		4	9,896,644	
	Rate Adjustment Fund			8,125,569
	Second Injury Fund			1,353,235
	Self-Insurers Administration Fund			404,000
	Transcript Deposit Fund			13,840
<i>Liquor Control Commission</i>		1	4,208,156	
	Dram Shop Fund			4,203,932
	General Revenue Fund			4,224

APPENDIX A

AGENCY FEES BY AGENCY AND FUND

Agency Name	Fund Name	Number of Fees	Fee Receipts	Receipts by Fund
Illinois Law Enforcement Training and Standards Board		1	52,116	
	Police Training Board Services Fund			52,116
Pollution Control Board		4	13,864	
	Pollution Control Board Fund			13,864
Prisoner Review Board		1	149	
	General Revenue Fund			149
Racing Board		4	485,426	
	General Revenue Fund			380,888
	Racing Board Fingerprint License Fund			104,538
Property Tax Appeal Board		3	7,223	
	General Revenue Fund			7,223
Southwestern Illinois Development Authority		8	355,530	
	SIDA Operating Fund			355,530
State Board of Education		23	1,935,175	
	Teacher Certificate Fee Revolving Fund			1,021,871
	SBE Teacher Certificate Institute Fund			419,926
	SBE GED Testing Fund			341,728
	Private Business and Vocational Schools Fund			136,325
	School Technology Revolving Fund			11,200
	General Revenue Fund			4,125
	State Board of Education Fund			0
	SBE School Bus Driver Permit Fund			0
State Board of Elections		4	62,954	
	General Revenue Fund			62,954
Illinois Emergency Management Agency		1	474	
	General Revenue Fund			474
State Employees Retirement System		2	5,293	
	State Employees Retirement System Fund			5,293
Illinois State and Local Labor Relations Board		1	4,345	
	General Revenue Fund			4,345
State Fire Marshal		19	2,131,636	
	Fire Prevention Fund			1,779,736
	Underground Storage Tank Fund			351,900
Teachers' Retirement System		2	2,626	
	Cash Flow Account Fund			2,626
Board of Higher Education		1	113	
	General Revenue Fund			113
Chicago State University		15	18,184,734	
	Chicago State University - Locally Held			18,184,734
Eastern Illinois University		11	62,960,130	
	Eastern Illinois University - Locally Held			62,960,130
Governors State University		12	11,656,326	
	Governors State University - Locally Held			11,656,326
Northeastern Illinois University		34	24,367,001	
	Northern Illinois University - Locally Held			24,367,001
Western Illinois University		27	54,990,332	
	Western Illinois University - Locally Held			54,990,332
Illinois State University		9	104,499,309	
	Illinois State University - Locally Held			104,499,309
Northern Illinois University		12	104,754,023	
	Northern Illinois University - Locally Held			104,754,023

APPENDIX A AGENCY FEES BY AGENCY AND FUND

Agency Name	Fund Name	Number of Fees	Fee Receipts	Receipts by Fund
<i>Southern Illinois University</i>		77	140,156,499	
	Southern Illinois University - Locally Held			140,156,499
<i>University of Illinois</i>		11	307,258,269	
	University of Illinois - Locally Held			307,258,269
<i>Illinois Student Assistance Commission</i>		2	368,262	
	Student Assistance Commission Student Loan Fund			344,472
	Illinois Student Assistance Commission Higher EdNet Fund			23,790
<i>Illinois Mathematics and Science Academy</i>		1	567,875	
	Illinois Mathematics and Science Academy Income Fund			383,000
	Illinois Mathematics and Science Academy - Locally Held			184,875
<i>Universities Retirement System</i>		1	0	
	State University Retirement Fund			0
TOTAL		2,098	\$3,037,774,510	

APPENDIX B

FEES WITH RECEIPTS OF \$1 MILLION OR OVER

Fee Name	Agency Name	Receipts
County Hospital Services Provider Participation Fee	Public Aid	\$571,679,094
Registration Fee for First Division Motor Vehicles	Secretary of State	341,560,751
Tolls	Illinois State Toll Highway Authority	339,949,700
Tuition	University of Illinois	224,370,952
Certificate of Title	Secretary of State	94,567,228
Proportional Registration Fee	Secretary of State	75,176,266
Health Insurance Collections from Local Government	Central Management Services	72,051,207
Long Term Care Provider Participation Fee	Public Aid	57,715,244
Tuition	Northern Illinois University	51,639,347
Southern Illinois University at Carbondale Campus	Southern Illinois University	51,252,776
Tuition	Illinois State University	49,733,116
Telecommunication Infrastructure Maintenance Fee	Revenue	40,221,532
Residential Life	Illinois State University	30,811,059
Educational Operational Fees	Eastern Illinois University	27,153,208
Residential Life	Northern Illinois University	24,572,712
Recipient's Service Charge	Human Services	24,181,466
Room and Board	Eastern Illinois University	23,537,320
Tuition	Southern Illinois University	23,364,104
Drivers History Fees	Secretary of State	22,604,326
General Fee	University of Illinois	21,693,446
Housing Room and Board	Southern Illinois University	20,156,100
Tuition	Northeastern Illinois University	19,938,374
Registration Fees	Illinois State University	19,810,276
Service Fee	University of Illinois	19,111,720
General Student Fees	Northern Illinois University	19,083,892
Nuclear Power Reactor Annual Fee	Nuclear Safety	17,563,569
Long Term Care-Developmentally Disabled Provider Fee	Public Aid	17,092,351
Fiber Optic Fees	Illinois State Toll Highway Authority	16,248,069
Driver's License Four Year Renewal Fee	Secretary of State	15,669,820
Health Service Fee	University of Illinois	14,664,065
All Financial Regulation Fees	Insurance	13,969,325
Annual Report Filing Fee	Secretary of State	13,968,515
Tuition	Chicago State University	13,923,482
Oversize/Overweight Permits	Transportation	13,637,497
All Producers Licenses	Insurance	13,254,213
Health Insurance Fee	University of Illinois	12,722,380
Traffic and Criminal Conviction Surcharge Fund	Treasurer	12,679,520
Solid Waste Management Fee	Environmental Protection Agency	12,368,986
Tuition (Returning Students)	Western Illinois University	12,346,512
Tuition (Regular - New Students - Plan A)	Western Illinois University	11,346,316
Hunting Licenses and Permits	Natural Resources	11,045,492
Clean Air Act Title V Permit Fee	Environmental Protection Agency	10,844,963
Examination Fees - Banking	Office of Banks and Real Estate	10,492,279
Tuition	Governors State University	10,012,620

APPENDIX B

FEES WITH RECEIPTS OF \$1 MILLION OR OVER

Fee Name	Agency Name	Receipts
Second Division Vehicle Registration	Secretary of State	8,957,000
Student Medical Benefit Fee	Southern Illinois University	8,363,752
Motorcycle Registration Fee	Secretary of State	8,360,584
Student Fee Programs	Eastern Illinois University	8,292,717
Rate Adjustment Fund Assessment	Industrial Commission	8,125,569
Fishing Licenses	Natural Resources	7,727,048
Trauma Center Fund	Treasurer	7,564,910
Program Delivery Charge	Southern Illinois University	7,310,748
Violent Crime Victims Assistance Fund	Treasurer	7,259,926
Contract Administration Fees	Capital Development Board	7,168,340
University Housing Rental Rates	Southern Illinois University	6,466,511
Tire User Fee	Revenue	6,310,562
Transfer of Registration Fee Without Reclassification	Secretary of State	6,082,884
Driver's Education Fund	Treasurer	5,963,796
Motor Vehicle Theft Prevention Act (Assessments)	Illinois Criminal Justice Information Authority	5,836,878
Member Maintenance Fee - Quincy	Veterans' Affairs	5,775,247
Newborn Metabolic Screening	Public Health	5,753,221
Trailer Registration Fee	Secretary of State	5,584,536
Securities Salesperson Re-Registration Filing Fee	Secretary of State	5,256,880
Late Filing UI Wages	Employment Security	5,167,581
Fingerprint Program	State Police	5,078,542
Concession	Illinois State Toll Highway Authority	5,038,492
Physician, Surgeon Chiropractor Renewal	Professional Regulation	4,981,280
Room-Double	Western Illinois University	4,965,587
Securities Audit/Enforcement Fee - Securities Salesperson	Secretary of State	4,599,770
Student Fees (Academic Year-Returning Students)	Western Illinois University	4,405,409
Camping Fees	Natural Resources	4,360,543
Special Course Fees - Cost Recovery Programs	University of Illinois	4,319,403
Contract Administration Fees	Illinois Housing Development Authority	4,289,688
Liquor License Fees	Liquor Control Commission	4,208,156
Registered/Licensed Practical Nurse Restoration	Professional Regulation	4,085,395
Mandatory Arbitration Filing Fee	Supreme Court	4,003,732
Real Estate Fees	Office of Banks and Real Estate	3,882,519
Athletic Fee	Southern Illinois University	3,829,635
Room-Single	Western Illinois University	3,781,142
Franchise and Franchise Renewal Fees	Commerce Commission	3,569,983
Course Specific Fees	Northern Illinois University	3,555,519
Annual Testing Fees for Analytical Services	Environmental Protection Agency	3,525,538
Original Drivers License Instruction Permit Fee	Secretary of State	3,513,020
Extramural Tuition Charges	University of Illinois	3,297,176
Room-Super Single	Western Illinois University	3,289,461
Articles of Organization Filing Fee	Secretary of State	3,243,600
Renewal Registration Fee (Investment Fund Shares)	Secretary of State	3,215,700
Member Maintenance Fee - Manteno	Veterans' Affairs	3,161,254

APPENDIX B

FEES WITH RECEIPTS OF \$1 MILLION OR OVER

Fee Name	Agency Name	Receipts
Articles of Incorporation Filing Fee	Secretary of State	3,112,650
Radioactive Material License Fees	Nuclear Safety	3,088,944
Duplicate or Corrected Driver's License or Permit Fee	Secretary of State	3,084,515
Board-A La Carte Plus	Western Illinois University	3,078,985
Drug Traffic Prevention	Treasurer	3,027,646
Service Fees	Illinois Housing Development Authority	2,957,312
Examination Fees - International	Office of Banks and Real Estate	2,949,582
Student Fees (Academic Year - New Students - Plan A)	Western Illinois University	2,877,299
Mortgage Banking Fee	Office of Banks and Real Estate	2,730,300
Parking Permits, Fines, Lot Usage, Event Parking	Illinois State University	2,721,921
Student Health Insurance	Northern Illinois University	2,680,319
Application Fee	University of Illinois	2,670,569
Board-A La Carte Plus II	Western Illinois University	2,649,503
Slip Rental	Natural Resources	2,595,529
Comm. Revolving Fund Collections Non-State Entities	Central Management Services	2,579,057
Title Insurance Foreign Corporation Retaliatory Fee	Financial Institutions	2,482,325
Watercraft Registration	Natural Resources	2,465,379
Financing Statement Filing Fee	Secretary of State	2,416,020
Motor or Mini Motor Home, Truck or Van Camper	Secretary of State	2,389,386
Student Recreation Fee	Southern Illinois University	2,376,729
Securities Salesperson Registration Filing Fee	Secretary of State	2,305,080
Law Enforcement Agencies Data System (LEADS) Maintenance Fund	Treasurer	2,277,700
Standard Identification Original Card Fee	Secretary of State	2,272,496
Alternate Fuels Fee	Secretary of State	2,225,000
University Center Fee	Southern Illinois University	2,209,857
Expedited Services Fee	Secretary of State	2,186,002
Campus Transportation Fee	University of Illinois	2,159,247
Revenue Bond Fee	Southern Illinois University	2,139,760
Health Care Facility Certificate of Need/Permit Application	Public Health	2,125,588
Illinois State Fair - Admission, Parking and Camping Fees	Agriculture	2,108,090
Pharmacy, Pharmacist Restoration	Professional Regulation	2,104,966
Appraisal Fees	Office of Banks and Real Estate	2,100,189
Weights and Measures Inspection Fees - Unbilled	Agriculture	2,092,113
University Housing Board Plan	Southern Illinois University	2,060,426
Sportsmen Combination Hunting and Fishing License	Natural Resources	2,049,649
Barber, Cosmetology, Renewal of Registration	Professional Regulation	2,036,279
Lead Poisoning Test Billed to Public Aid	Public Health	2,034,962
Securities Audit/Enforcement Fee - Securities Salesperson	Secretary of State	2,011,625
Vanity License Plate Renewal Fee	Secretary of State	2,008,721
Student Center Fee	Southern Illinois University	1,983,250
Maintenance Fees	Corrections	1,974,719
Registration Suspension Reinstatement Fee	Secretary of State	1,955,500
State Surplus Property Collections Non-State Entities	Central Management Services	1,952,933
Suspension Reinstatement Fee	Secretary of State	1,924,440

APPENDIX B

FEES WITH RECEIPTS OF \$1 MILLION OR OVER

Fee Name	Agency Name	Receipts
Hazardous Waste Fee	Environmental Protection Agency	1,917,931
Mandatory Arbitration Finding Rejection Fee	Supreme Court	1,860,090
Credit Union Examination Fee	Financial Institutions	1,809,022
Parking Fees and Fines	Northern Illinois University	1,793,431
Plan Review Fee	Public Health	1,761,100
Examination Fees - EDP	Office of Banks and Real Estate	1,710,349
Aviation Course Charges	University of Illinois	1,687,925
Specialized Plate Fee for Amateur Radio Operators	Secretary of State	1,668,152
Public Service Activities	Eastern Illinois University	1,617,729
Board-A La Carte	Western Illinois University	1,614,730
Subtitle D Management Fee	Environmental Protection Agency	1,561,085
Low-Level Radioactive Waste Reactor Operator Annual Fee	Nuclear Safety	1,560,000
University Union Fee	Chicago State University	1,538,774
Vital Records Registry	Public Health	1,487,696
Flight Fee	Southern Illinois University	1,465,394
Corporate Fiduciary Regulatory Fee	Office of Banks and Real Estate	1,464,752
Monthly Aid & Attendance - Quincy	Veterans' Affairs	1,446,003
Student Welfare and Activity Fee	Southern Illinois University	1,435,836
State Habitat Stamp	Natural Resources	1,403,964
Pharmaceutical Assistance Card Fee	Revenue	1,392,000
Registered/Licensed Practical Nurse Renewal	Professional Regulation	1,374,565
Summary Suspension Reinstatement Fee	Secretary of State	1,353,480
Second Injury Fund	Industrial Commission	1,353,235
Air Pollution Operating Permit Fee	Environmental Protection Agency	1,307,556
Coin-Operated Amusement Device License Fee	Revenue	1,300,000
Securities Registration Fee (General Filing)	Secretary of State	1,291,298
Member Maintenance Fee - LaSalle	Veterans' Affairs	1,260,841
Application for Reinstatement Filing Fee	Secretary of State	1,249,800
Rental of Right-of-Way	Transportation	1,226,047
Fines, Penalties and Interest	Insurance	1,216,316
Residence Hall Fees (Charges)	Chicago State University	1,211,912
Vanity Motor Vehicle License Plate Fee (1st Issuance)	Secretary of State	1,203,185
Student Fitness Center Fee	Southern Illinois University	1,188,009
Drycleaning Facility License Fee	Revenue	1,177,024
Firearm Owner's Identification Card	State Police	1,168,751
Illinois State Fair - Concessionaire Fees & Space Rental	Agriculture	1,155,647
Commuter Center Fee	Northeastern Illinois University	1,152,173
Textbook Rental Fee	Southern Illinois University	1,143,525
Camping Trailer or Travel Trailer Registration Fee	Secretary of State	1,142,600
Economic Poison Registration - Product	Agriculture	1,137,300
Tuition (Rock Island - New Students - Plan A)	Western Illinois University	1,122,912
Professional Engineering Renewal	Professional Regulation	1,074,220
Duplicate Registration Plates and Stickers Fee	Secretary of State	1,067,430
Teacher Certificate Fee	State Board of Education	1,021,871

APPENDIX B

FEES WITH RECEIPTS OF \$1 MILLION OR OVER

Fee Name	Agency Name	Receipts
Plumbers Licensing Program	Public Health	1,021,390
Physician, Surgeon Chiropractor Restoration	Professional Regulation	1,018,740
Toll Violations	Illinois State Toll Highway Authority	1,016,022
Tuition (Extension - New Students - Plan A)	Western Illinois University	1,015,451
Private Detective, Alarm and Security Restoration	Professional Regulation	1,014,810
Tax Credit Reservation Fee	Illinois Housing Development Authority	1,014,616

APPENDIX C FEE REVENUE BY AGENCY

Agency Name	Fiscal Year	Number of Fees	Receipts
<i>Legislative</i>			
<i>General Assembly</i>			
	2000	10	164,921
	1999	10	165,304
<i>Auditor General</i>			
	2000	1	0
	1999	1	0
<i>Intergovernmental Cooperation, Commission on</i>			
	2000	1	0
	1999	1	0
<i>Legislative Information System</i>			
	2000	5	67,825
	1999	5	141,225
<i>Legislative Reference Bureau</i>			
	2000	3	22,935
	1999	3	29,240
<i>Administrative Rules, Joint Committee on</i>			
	2000	2	52,283
	1999	2	87,428
	Total 2000	22	\$307,964
	Total 1999	22	\$423,197
<i>Judicia</i>			
<i>Supreme Court</i>			
	2000	43	6,228,473
	1999	43	6,108,624
	Total 2000	43	\$6,228,473
	Total 1999	43	\$6,108,624
<i>Constitutional</i>			
<i>Governor</i>			
	2000	1	149,794
	1999	1	108,789
<i>Lieutenant Governor</i>			
	2000	1	0
	1999	1	0
<i>Attorney General</i>			
	2000	3	1,025,688
	1999	3	759,035
<i>Secretary of State</i>			
	2000	437	669,528,171
	1999	434	604,665,160
<i>Comptroller</i>			
	2000	21	364,576
	1999	20	272,916
<i>Treasurer</i>			
	2000	11	39,277,392
	1999	11	33,363,842
	Total 2000	474	\$710,345,621
	Total 1999	470	\$639,169,742

APPENDIX C FEE REVENUE BY AGENCY

Agency Name	Fiscal Year	Number of Fees	Receipts
<i>Departments</i>			
<i>Aging</i>	2000	1	99
	1999	1	106
<i>Agriculture</i>	2000	97	12,766,528
	1999	96	11,897,068
<i>Central Management Services</i>	2000	8	77,383,679
	1999	9	61,900,382
<i>Children and Family Services</i>	2000	2	3,492
	1999	2	5,547
<i>Commerce and Community Affairs</i>	2000	14	1,017,384
	1999	14	1,059,382
<i>Natural Resources</i>	2000	58	38,030,663
	1999	58	37,783,014
<i>Corrections</i>	2000	2	2,067,128
	1999	2	2,083,863
<i>Employment Security</i>	2000	14	5,897,478
	1999	14	6,419,612
<i>Financial Institutions</i>	2000	40	6,202,261
	1999	40	5,514,148
<i>Human Rights</i>	2000	1	85
	1999	1	25
<i>Human Services</i>	2000	18	24,536,284
	1999	18	23,445,587
<i>Insurance</i>	2000	5	28,929,408
	1999	4	22,675,064
<i>Labor</i>	2000	18	515,836
	1999	17	817,902
<i>Lottery</i>	2000	4	13,287
	1999	4	16,437
<i>Nuclear Safety</i>	2000	20	24,384,660
	1999	19	23,486,482
<i>Professional Regulation</i>	2000	633	29,911,145
	1999	631	20,847,073

APPENDIX C FEE REVENUE BY AGENCY

Agency Name	Fiscal Year	Number of Fees	Receipts
<i>Other Agencies (continued)</i>			
<i>Illinois Health Facility Authority</i>	2000	2	1,491,506
	1999	2	1,305,583
<i>Illinois Health Care Cost Containment Council</i>	2000	3	130,085
	1999	3	214,400
<i>Historic Preservation</i>	2000	7	357,955
	1999	6	253,949
<i>Human Rights, Commission on</i>	2000	2	74
	1999	2	311
<i>Illinois Criminal Justice Information Authority</i>	2000	1	5,836,878
	1999	1	5,690,342
<i>Illinois Educational Labor Relations Board</i>	2000	1	290
	1999	1	118
<i>Illinois Educational Facilities Authority</i>	2000	5	367,395
	1999	5	373,364
<i>Illinois Development Finance Authority</i>	2000	55	2,233,266
	1999	51	2,223,131
<i>Illinois Housing Development Authority</i>	2000	13	9,447,915
	1999	12	8,653,987
<i>Illinois State Board of Investments</i>	2000	1	0
	1999	1	0
<i>Illinois Rural Bond Bank</i>	2000	1	121,905
	1999	1	140,753
<i>Illinois State Toll Highway Authority</i>	2000	14	364,948,793
	1999	14	346,664,650
<i>Industrial Commission</i>	2000	4	9,896,644
	1999	4	9,597,275
<i>Liquor Control Commission</i>	2000	1	4,208,156
	1999	1	4,124,142
<i>Illinois Law Enforcement Training and Standards Board</i>	2000	1	52,116
	1999	1	9,200
<i>Pollution Control Board</i>	2000	4	13,864
	1999	4	15,868

APPENDIX C FEE REVENUE BY AGENCY

Agency Name	Fiscal Year	Number of Fees	Receipts
<i>Other Agencies (concluded)</i>			
<i>Prisoner Review Board</i>			
	2000	1	149
	1999	1	115
<i>Racing Board</i>			
	2000	4	485,426
	1999	4	477,628
<i>Property Tax Appeal Board</i>			
	2000	3	7,223
	1999	3	12,813
<i>Southwestern Illinois Development Authority</i>			
	2000	8	355,530
	1999	8	692,061
<i>State Board of Education</i>			
	2000	23	1,935,175
	1999	13	1,489,859
<i>State Board of Elections</i>			
	2000	4	62,954
	1999	4	46,800
<i>Illinois Emergency Management Agency</i>			
	2000	1	474
	1999	1	532
<i>State Employees Retirement System</i>			
	2000	2	5,293
	1999	1	899
<i>Illinois State and Local Labor Relations Board</i>			
	2000	1	4,345
	1999	1	3,425
<i>State Fire Marshal</i>			
	2000	19	2,131,636
	1999	18	2,685,156
<i>Teachers' Retirement System</i>			
	2000	2	2,626
	1999	1	488
	Total 2000	251	\$479,992,106
	Total 1999	344	\$453,478,675
<i>Higher Education</i>			
<i>Board of Higher Education</i>			
	2000	1	113
	1999	1	0
<i>Chicago State University</i>			
	2000	15	18,184,734
	1999	14	19,104,577
<i>Eastern Illinois University</i>			
	2000	11	62,960,130
	1999	11	60,814,411
<i>Governors State University</i>			
	2000	12	11,656,326
	1999	12	11,553,191

APPENDIX C FEE REVENUE BY AGENCY

Agency Name	Fiscal Year	Number of Fees	Receipts
<i>Higher Education (concluded)</i>			
<i>Northeastern Illinois University</i>			
	2000	34	24,367,001
	1999	34	22,421,650
<i>Western Illinois University</i>			
	2000	27	54,990,332
	1999	18	51,516,389
<i>Illinois State University</i>			
	2000	9	104,499,309
	1999	9	102,304,740
<i>Northern Illinois University</i>			
	2000	12	104,754,023
	1999	12	98,769,267
<i>Southern Illinois University</i>			
	2000	77	140,156,499
	1999	77	137,734,823
<i>University of Illinois</i>			
	2000	11	307,258,269
	1999	11	290,398,562
<i>Illinois Student Assistance Commission</i>			
	2000	2	368,262
	1999	2	5,218,590
<i>Illinois Mathematics and Science Academy</i>			
	2000	1	567,875
	1999	1	390,447
<i>Universities Retirement System</i>			
	2000	1	0
	1999	1	0
	Total 2000	213	\$829,762,873
	Total 1999	203	\$800,226,647
	Grand Total 2000	2,098	\$3,037,774,510
	Grand Total 1999	2,164	\$2,762,485,389

APPENDIX D

FEE REVENUE BY FUND

Fund	Fiscal Year 1999 Receipts	Fiscal Year 2000 Receipts
County Hospital Services Fund	\$473,564,609	\$571,679,094
Road Fund	329,335,109	385,832,609
Illinois State Toll Highway Revenue Fund	346,664,650	364,948,793
University of Illinois - Locally Held	290,398,562	307,258,269
State Construction Account Fund	164,293,205	169,844,278
Southern Illinois University - Locally Held	137,734,823	140,156,499
Northern Illinois University - Locally Held	98,769,267	104,754,023
Illinois State University - Locally Held	102,304,740	104,499,309
General Revenue Fund	83,590,951	83,255,152
Local Government Health Insurance Reserve Fund	57,332,150	72,051,207
Eastern Illinois University - Locally Held	60,814,411	62,960,130
Long Term Care Provider Fund	58,010,552	57,715,244
Western Illinois University - Locally Held	51,516,389	54,990,332
Personal Property Tax Replacement Fund	36,586,310	40,221,532
Northeastern Illinois University - Locally Held	22,421,650	24,367,001
Mental Health Fund	23,057,241	24,181,640
Wildlife and Fish Fund	22,535,229	22,576,935
Secretary of State Special Services Fund	18,594,682	18,256,790
Chicago State University - Locally Held	19,104,577	18,184,734
Nuclear Safety Emergency Preparedness Fund	17,323,817	17,631,069
Care Provider Fund for Persons with Developmental Disability	17,001,117	17,092,351
Bank and Trust Company Fund	15,464,491	16,845,843
Drivers Education Fund	16,042,623	16,649,042
Insurance Financial Regulation Fund	10,044,982	13,969,325
Insurance Producer Administration Fund	10,462,308	13,254,213
Traffic and Criminal Conviction Surcharge Fund	10,014,800	12,679,520
Solid Waste Management Fund	11,404,619	12,368,986
Governors State University - Locally Held	11,553,191	11,656,326
Clean Air Act (CAA) Permit Fund	9,802,663	10,844,963
General Professions Dedicated Fund	6,097,069	10,257,990
IHDA Administrative Fund	8,653,987	9,447,915
Rate Adjustment Fund	8,133,452	8,125,569
Trauma Center Fund	8,083,555	7,564,910
Illinois State Medical Disciplinary Fund	7,201,125	7,508,400
Securities Audit and Enforcement Fund	6,649,900	7,485,366
Violent Crime Victims Assistance Fund	5,807,080	7,259,926
Quincy Veterans Home Fund	5,732,552	7,241,121
Capital Development Board Revolving Fund	5,560,643	7,191,322
Used Tire Management Fund ¹	...	6,310,562
Park and Conservation Fund	6,750,980	6,008,904
Nursing Dedicated and Professional Fund	1,831,977	5,985,065
Mandatory Arbitration Fund	5,743,984	5,863,822
Motor Vehicle Theft Prevention Trust Fund	5,690,592	5,837,128
Metabolic Screening and Treatment Fund	4,869,570	5,753,221

APPENDIX D FEE REVENUE BY FUND

Fund	Fiscal Year 1999 Receipts	Fiscal Year 2000 Receipts
Unemployment Compensation Trust Fund	6,152,965	5,695,773
State Parks Fund	7,379,279	5,448,706
State Police Services Fund	6,018,999	5,359,933
Radiation Protection Fund	4,540,601	5,089,184
Transportation Regulatory Fund	4,752,946	4,981,644
Illinois State Fair Fund	3,709,760	4,430,691
Motor Vehicle License Plate Fund	*	4,294,016
Environmental Protection Permit and Inspection Fund	4,364,377	4,281,399
Dram Shop Fund	4,119,162	4,203,932
Real Estate License Administration Fund	3,664,260	4,138,502
Manteno Veterans Home Fund	3,168,519	3,882,643
Savings and Residential Finance Regulatory Fund	4,159,622	3,868,681
Financial Institution Fund	3,283,121	3,843,434
Community Water Supply Laboratory Fund	3,532,968	3,525,538
State Boating Act Fund	3,328,314	3,073,642
Drug Treatment Fund	2,800,151	3,027,646
Illinois State Pharmacy Disciplinary Fund	1,110,645	2,955,120
Communications Revolving Fund	2,354,979	2,624,701
Illinois Beach Marina Fund	2,293,516	2,595,529
Credit Union Fund	2,231,027	2,358,827
Lead Poisoning, Screening, Prevention and Abatement Fund	1,991,754	2,346,167
LEADS Maintenance Fund	1,782,477	2,277,700
Cycle Rider Safety Training Fund	1,769,308	2,277,554
Industrial Revolving Loan Fund	2,223,131	2,233,266
Alternate Fuels Fund ¹	...	2,225,000
Department of Business Services Special Operations Fund	1,902,180	2,186,002
Health Facility Plan Review Fund	1,983,890	2,140,205
Illinois Health Facilities Planning Fund	1,926,364	2,125,588
Weights and Measures Fund	1,971,041	2,123,803
Appraisal Administration Fund	310,931	2,100,189
Pesticide Control Fund	2,089,789	2,077,149
Department of Corrections Reimbursement Fund	2,083,863	2,067,128
State Surplus Property Revolving Fund	1,801,494	1,957,053
Fire Prevention Fund	2,030,896	1,779,736
Hazardous Waste Fund	1,867,708	1,743,541
Radioactive Waste Facility Development and Operation Fund	1,620,786	1,661,617
Drycleaner Environmental Response Trust Fund	802,904	1,622,138
Subtitle D Management Fund	1,444,768	1,561,085
LaSalle Veterans Home Fund	1,283,601	1,521,177
Operating Fund - Health Facility Authority	1,305,583	1,491,506
Design Professionals Administration and Investigation Fund	1,113,490	1,467,749
Second Injury Fund	1,006,103	1,353,235
State Gaming Fund	1,069,425	1,263,465
Long Term Care Monitor/Receiver Fund	1,394,699	1,249,293

APPENDIX D FEE REVENUE BY FUND

Fund	Fiscal Year 1999 Receipts	Fiscal Year 2000 Receipts
Agricultural Premium Fund	1,128,305	1,176,693
Plumbing Licensure and Program Fund	1,006,705	1,150,450
Food and Drug Safety Fund	828,422	1,035,993
Teacher Certificate Fee Revolving Fund	292,310	1,021,871
Illinois Habitat Fund	1,036,982	1,013,267
Optometric Licensing and Disciplinary Committee Fund	118,126	852,568
Violence Prevention Fund	1,065,350	851,275
Air Transportation Revolving Fund	871,967	819,511
Motor Fuel Tax - State Fund	771,008	811,382
Underground Resources Conservation Enforcement Fund	631,964	785,387
Illinois Forestry Development Fund	809,451	784,727
Federal Job Training Information Systems Revolving Fund	820,673	777,463
Illinois Charity Bureau Fund	498,945	776,770
Illinois School Asbestos Abatement Fund	614,120	682,578
State Garage Revolving Fund	326,680	680,191
Drunk and Drugged Driving Prevention Fund	831,780	676,740
Anna Veterans Home Fund	583,751	674,231
Feed Control Fund	650,794	673,982
CDLIS/AAMVA Net Trust Fund	674,856	636,492
State Migratory Waterfowl Stamp Fund	592,441	631,266
Secretary of State Special License Plate Fund	755,687	595,577
Operating Fund -Farm Development Authority	589,198	544,806
Common School Fund	657,588	506,755
Illinois Department of Agriculture Laboratory Services Revolving Fund	406,984	503,792
Plugging and Restoration Fund	480,924	493,481
Public Pension Regulation Fund	866,802	489,554
Domestic Violence Shelter and Service Fund	541,401	468,388
Fertilizer Control Fund	447,011	440,684
Provider Inquiry Trust	481,302	435,375
Hazardous Waste Research Fund	220,444	430,539
State Pheasant Fund	434,354	421,081
SBE Teacher Certificate Institute Fund	168,121	419,926
Self-Insurers Administration Fund	444,000	404,000
Illinois Mathematics and Science Academy Income Fund	390,447	383,000
Off-Highway Vehicle Trails Fund	327,607	372,861
IEFA General Fund	373,364	367,395
Illinois Gaming Law Enforcement Fund	392,300	366,850
Agricultural Master Fund	368,857	365,879
Illinois Historic Sites Fund	253,949	357,955
SIDA Operating Fund	692,061	355,530
Underground Storage Tank Fund	654,260	351,900
Student Assistance Commission Student Loan Fund	5,173,750	344,472
SBE GED Testing Fund ¹	...	341,728
Tanning Facility Permit Fund	325,965	328,550

APPENDIX D FEE REVENUE BY FUND

Fund	Fiscal Year 1999 Receipts	Fiscal Year 2000 Receipts
State Crime Laboratory Fund	274,361	323,485
Motor Vehicle Review Board Fund	211,925	305,961
Aeronautics Fund	29,173	297,024
Aggregate Operations Regulatory Fund	297,200	270,700
Public Utility Fund	1,465,940	265,167
Auction Regulation Administration Fund	*	264,325
Registered Limited Liability Partnership Fund	125,700	241,775
Salmon Fund	247,922	236,858
Lobbyist Registration Administration Fund	257,350	235,900
Illinois State Dental Disciplinary Fund	2,270,989	235,198
Firearms Owner's Notification Fund	236,340	233,881
Title III Social Security and Employment Service Fund	266,647	201,705
Registered CPA Administration and Disciplinary Fund	204,727	195,584
Hospital Provider Fund	0	188,080
General Assembly Computer Equipment Revolving Fund	423,465	185,815
EMS Assistance Fund	194,347	184,960
Illinois Mathematics and Science Academy - Locally Held ¹	...	184,875
Natural Resources Information Fund	188,011	179,844
General Assembly Operations Revolving Fund	165,304	164,921
Coal Mining Regulatory Fund	169,896	161,363
USDA Women, Infants and Children Fund	56,920	156,402
Pawnbroker Regulation Fund ¹	...	149,850
Illinois Executive Mansion Trust Fund	108,789	149,794
Illinois Fire Fighters' Memorial Fund	157,005	145,443
Private Business and Vocational Schools Fund	*	136,325
Illinois Health Care Cost Containment Special Studies Fund	214,400	130,085
Illinois Rural Bond Bank General Operating Fund	140,753	121,905
State College and University Trust Fund	121,000	119,975
Guardianship and Advocacy Fund	80,633	116,392
Public Health Water Permit Fund	96,600	115,700
Racing Board Fingerprint License Fund	108,680	104,538
Job Training Partnership Fund	128,253	103,171
Environmental Laboratory Certification Fund	63,050	99,317
Explosives Regulatory Fund	107,988	97,988
Comptroller's Administrative Fund	116,061	97,473
Cemetery Consumer Protection Fund	123,145	92,330
Hearing Instrument Dispenser Examining and Disciplinary Fund	70,720	91,480
Child Support Enforcement Trust Fund	81,100	89,595
State Furbearer Fund	86,401	84,216
Child Labor Enforcement Fund	322,344	83,697
Public Health State Projects Fund	38,800	82,610
State Crime Laboratory DUI Fund	10,090	80,238
Securities Investors Education Fund	600	80,013
Toxic Pollution Prevention Fund	38,855	70,190

APPENDIX D FEE REVENUE BY FUND

Fund	Fiscal Year 1999 Receipts	Fiscal Year 2000 Receipts
Economic Research and Information Fund	40,340	68,300
Snowmobile Trail Establishment Fund	30,077	59,891
Special Events Revolving Fund	71,996	59,205
Agency Fund - Department of Human Services	3,379	58,962
International and Promotional Fund	56,600	54,200
Illinois State Podiatric Disciplinary Fund	442,809	53,245
Police Training Board Services Fund	9,200	52,116
Tax Compliance and Administration Fund	34,454	47,081
Regulatory Evaluation and Basic Enforcement Fund	53,800	46,200
Fish and Wildlife Endowment Fund	40,330	36,885
Auction Recovery Fund	*	34,400
Sexual Assault Services Fund	20,195	30,497
Master Mason Fund	35,061	30,237
University Grant Fund	40,875	27,900
Illinois Student Assistance Commission Higher EdNet Fund	44,840	23,790
Special Revenue Fund - Department of Human Services	129,098	22,128
General Obligation B.R. & I. Fund	16,628	16,628
Hazardous Waste Occupational Licensing Fund	38,900	15,300
Wildlife Prairie Park Fund	14,500	15,250
Public Aid Recoveries Trust Fund	9,799	15,146
Real Estate Research and Education Fund	0	14,465
Pollution Control Board Fund	15,868	13,864
Transcript Deposit Fund	13,720	13,840
State Lottery Fund	16,437	13,287
Local Government Affairs Federal Trust Fund	12,240	13,000
Statistical Services Revolving Fund	13,083	11,322
School Technology Revolving Fund ¹	...	11,200
Paper and Printing Revolving Fund	27,915	8,350
Livestock Management Facilities Fund	1,610	8,320
Industrial Hygiene Regulatory and Enforcement Fund	5,340	5,605
State Employees Retirement System Fund	899	5,293
Domestic Violence Abuser Services Fund	2,992	5,010
Facility Licensing Fund	5,000	5,000
State Parking Facility Maintenance Fund	4,172	4,172
Sex Offender Registration Fund	4,145	3,744
Cash Flow Account Fund	488	2,626
Public Health Services Revolving Fund	2,591	2,624
Motor Fuel and Petroleum Standards Fund	3,350	2,300
Municipal Vehicle Tax Liability Fund	1,824	1,824
Family Responsibility Fund	2,100	1,500
Arts Council Restricted Funds	1,725	1,400
Federal Industrial Services Fund	1,275	1,250
Korean War Memorial Construction Fund	422	318
DHS Recoveries Trust Fund	*	221

APPENDIX D FEE REVENUE BY FUND

Fund	Fiscal Year 1999 Receipts	Fiscal Year 2000 Receipts
Vocational Rehabilitation Fund	1,323	135
Metropolitan Fair and Exposition Authority Reconstruction Fund	110	102
Retired Members of the Illinois Congressional Delegation Fund	10	0
Interior Design Administration and Investigation Fund	11,280	**
Landscape Architects' Administration and Investigation Fund	8,519	**
State University Retirement Fund	0	0
Single Family Mortgage Purchase Program Fund	0	0
Radioactive Waste Facility Closure and Compensation Fund	0	0
Industrial Revenue Bond Insurance Fund	0	0
Illinois State Board of Investments Fund	0	0
Intergovernmental Cooperation Conference Fund	0	0
Community MH/DD Service Provider Participation Fee Fund	0	0
Illinois Underground Utility Facilities Damage Prevention Fund	0	0
By-Product Material Safety Fund	0	0
SBA Micro Loan Relending Fund	0	0
Real Estate Recovery Fund	0	0
Knights of Columbus Fund	0	0
SBE School Bus Driver Permit Fund	0	0
Illinois and Michigan Canal Fund	0	0
Rural Development Revolving Loan Fund	0	0
State Board of Education Fund	0	0
Total Receipts	\$2,762,485,389	\$3,037,774,510

* Fund established in fiscal year 2000.

** Merged into General Professions Dedicated Fund.

¹ Not reported in fiscal year 1999.

APPENDIX E

OBTAINING DETAILED FEE INFORMATION

The detailed Illinois Fee Registry is available in a four diskette set from the State Comptroller's Office. For a copy, contact the Comptroller's Department of Research and Fiscal Information at:

State Comptroller's Office
Department of Research and Fiscal Information
325 W. Adams
Springfield, Illinois 62704
(217)782-7921

The Registry screens contain information prepared and submitted by the collecting agency for each fee. Among the information available is a description of the fee, statement of purpose, citation of authority, rate schedule, special information for user fees, and revenues collected by fund.

The Comptroller's automated reporting system allows selected fee information to be scanned on your screen, sent to your printer in a variety of formats, or exported to another disk.

A User's Manual and agency index complete the detailed fee information package.